

# Policy support for organic farming in the European Union 2010-2020

Nicolas Lampkin, Jörn Sanders

Thünen Working Paper 200

This report is based on results of the projects «*Bilanz und Impulse zur Weiterentwicklung der Zukunftsstrategie ökologischer Landbau*» (ZOEL19) and «*Förderung des ökologischen Landbaus - Maßnahmen, Strategien und betriebliche Perspektiven*» (FOEL), which were funded by the Federal Ministry of Food and Agriculture (BMEL) as part of the Federal Programme for Organic Agriculture and Other Forms of Sustainable Agriculture (BÖLN) (FKZ 15OE009/ FKZ 2819OE067).

Gefördert durch:



aufgrund eines Beschlusses  
des Deutschen Bundestages

The contributions of many individuals from different countries in the collation and validation of this data is gratefully acknowledged. Any errors of representation are the responsibility of the authors.

**Dr. Nicolas Lampkin**

Thünen Institute of Farm Economics  
Bundesallee 63  
DE-38116 Braunschweig  
E-Mail: [bw@thuenen.de](mailto:bw@thuenen.de)

**Dr. Jürn Sanders**

Research Institute of Organic Agriculture  
Ackerstrasse 113  
CH-5070 Frick  
E-Mail: [info.suisse@fibl.org](mailto:info.suisse@fibl.org)

**Thünen Working Paper 200**

Braunschweig/Germany, September 2022

## Abstract

Since 1994, and in some individual cases earlier, the European Union (EU) and its Member States have provided financial support to organic farming and food businesses, primarily through the agri-environmental and other rural development measures of the 2<sup>nd</sup> Pillar of the Common Agricultural Policy (CAP). This report builds on a series of similar earlier reports and updates the policy support data and descriptions for the decade 2010-2020, covering the two CAP programming periods 2007-2013 (represented by 2011 data) and, in more detail, the 2014-2020 period. A major focus is the support for conversion to and continuation (maintenance) of organic farming, implemented in all but one of the EU Member States. Comprehensive data has been compiled on payment rates, supported activities, eligibility conditions, uptake and public expenditure for these measures. In 2018, the then EU28 Member States supported organic farming on almost 5% of EU utilisable agricultural area (UAA), at an average cost of €207 per ha UAA, totalling over 1.8 billion €. The area supported represented 64% of the total certified organic land area in the EU. Support was also provided in various forms for training, advice, education, research, investments in farms and processing activities, consumer promotion and the development and implementation of EU regulations defining organic food and farming. In many countries, organic action plans have been implemented to enable better integration of these policy measures to meet defined national or regional needs, priorities and targets. As part of its Farm to Fork and Biodiversity Strategies from 2020, the EU has set a target of 25% of UAA to be organic by 2030, with the expectation of enhanced policy support in the 2023-2027 CAP programming period and beyond.

**JEL:** Q15 Agriculture and Environment, Q18 Agricultural Policy

**Key words:** organic, agriculture, conversion, maintenance, agri-environment, policy, action plan, European Union

## Contents

|                                                                                 |            |
|---------------------------------------------------------------------------------|------------|
| <b>Abstract</b>                                                                 | <b>i</b>   |
| <b>List of Figures</b>                                                          | <b>III</b> |
| <b>List of Tables</b>                                                           | <b>III</b> |
| <b>List of Abbreviations</b>                                                    | <b>IV</b>  |
| <b>1 Introduction</b>                                                           | <b>1</b>   |
| 1.1 Background                                                                  | 1          |
| 1.2 Approach                                                                    | 1          |
| <b>2 Support payments for organic farming</b>                                   | <b>3</b>   |
| 2.1 Maintenance support                                                         | 5          |
| 2.1.1 Grassland                                                                 | 6          |
| 2.1.2 Arable                                                                    | 7          |
| 2.1.3 Vegetables and herbs                                                      | 8          |
| 2.1.4 Perennial, orchards and fruit crops                                       | 9          |
| 2.1.5 Vineyards                                                                 | 10         |
| 2.1.6 Olives                                                                    | 11         |
| 2.2 Conversion support                                                          | 12         |
| 2.2.1 Grassland                                                                 | 13         |
| 2.2.2 Arable                                                                    | 14         |
| 2.2.3 Vegetables and herbs                                                      | 15         |
| 2.2.4 Perennial, orchards and fruit crops                                       | 16         |
| 2.2.5 Vineyards                                                                 | 17         |
| 2.2.6 Olives                                                                    | 18         |
| 2.3 Requirements and eligibility criteria                                       | 19         |
| 2.4 Uptake of and total expenditure on organic farming support                  | 19         |
| <b>3 Interaction with Greening and other agri-environment schemes</b>           | <b>22</b>  |
| 3.1 Greening and cross-compliance                                               | 22         |
| 3.2 Agri-environmental support                                                  | 22         |
| <b>4 Other rural development and national support targeting organic farmers</b> | <b>27</b>  |
| 4.1 Rural Development Programmes                                                | 27         |
| 4.2 Other national/regional support measures and schemes                        | 29         |
| <b>5 Action plans</b>                                                           | <b>30</b>  |
| <b>6 Future plans for 2023-2027 and beyond</b>                                  | <b>34</b>  |
| <b>7 References</b>                                                             | <b>35</b>  |

|                                                                                                                    |           |
|--------------------------------------------------------------------------------------------------------------------|-----------|
| <b>8 Annexes</b>                                                                                                   | <b>39</b> |
| 8.1 Organic Farming Measure Fiche (2014-2020)                                                                      | 40        |
| 8.2 Maintenance support in each country/region in 2011, 2015 and 2019                                              | 50        |
| 8.3 Conversion support in each country/region in 2011, 2015 and 2019                                               | 66        |
| 8.4 Agreements, hectares supported and expenditure by country, organic status, land use and year                   | 82        |
| 8.5 RDP measure code list (2014-2020)                                                                              | 115       |
| 8.6 Examples of nationally or regionally funded public measures specifically addressing organic farming, 2015-2019 | 117       |
| 8.7 Respondents to national data surveys in 2011, 2015 and 2019                                                    | 121       |

## List of Figures

|            |                                                                                          |    |
|------------|------------------------------------------------------------------------------------------|----|
| Figure 1:  | Annual payments for maintenance of organic grassland, €/ha, 2019                         | 6  |
| Figure 2:  | Annual payments for maintenance of organic grassland, €/ha, 2011                         | 6  |
| Figure 3:  | Annual payments for maintenance of arable crops, €/ha, 2019                              | 7  |
| Figure 4:  | Annual payments for maintenance of arable crops, €/ha, 2011                              | 7  |
| Figure 5:  | Annual payments for maintenance of organic vegetables, herbs, €/ha, 2019                 | 8  |
| Figure 6:  | Annual payments for maintenance of organic vegetables, herbs, €/ha, 2011                 | 8  |
| Figure 7:  | Annual payments for maintenance of organic perennial, orchard, fruit crops, €/ha, 2019   | 9  |
| Figure 8:  | Annual payments for maintenance of organic perennial, orchard, fruit crops, €/ha, 2011   | 9  |
| Figure 9:  | Annual payments for maintenance of organic vineyards, €/ha, 2019                         | 10 |
| Figure 10: | Annual payments for maintenance of organic vineyards, €/ha, 2011                         | 10 |
| Figure 11: | Annual payments for maintenance of organic olives, €/ha, 2019                            | 11 |
| Figure 12: | Annual payments for maintenance of organic olives, €/ha, 2011                            | 11 |
| Figure 13: | Annual payments for conversion of grassland to organic, €/ha, 2019                       | 13 |
| Figure 14: | Annual payments for conversion of grassland to organic, €/ha, 2011                       | 13 |
| Figure 15: | Annual payments for conversion of arable crops to organic, €/ha, 2019                    | 14 |
| Figure 16: | Annual payments for conversion of arable crops to organic, €/ha, 2011                    | 14 |
| Figure 17: | Annual payments for conversion of vegetables, herbs to organic, €/ha, 2019               | 15 |
| Figure 18: | Annual payments for conversion of vegetables, herbs to organic, €/ha, 2011               | 15 |
| Figure 19: | Annual payments for conversion of perennial, orchard, fruit crops to organic, €/ha, 2019 | 16 |
| Figure 20: | Annual payments for conversion of perennial, orchard, fruit crops to organic, €/ha, 2011 | 16 |
| Figure 21: | Annual payments for conversion of vineyards to organic, €/ha, 2019                       | 17 |
| Figure 22: | Annual payments for conversion of vineyards to organic, €/ha, 2011                       | 17 |
| Figure 23: | Annual payments for conversion of olives to organic, €/ha, 2019                          | 18 |
| Figure 24: | Annual payments for conversion of olives to organic, €/ha, 2011                          | 18 |

## List of Tables

|          |                                                                                                                             |    |
|----------|-----------------------------------------------------------------------------------------------------------------------------|----|
| Table 1: | Uptake of and expenditure on organic farming support in EU Member States, 2018                                              | 21 |
| Table 2: | Examples of agri-environment-climate (AEC) measures that could be combined, or not, with organic farming support, 2014-2020 | 24 |
| Table 3: | Potential for combination of organic farming support with other rural development measures, 2014-2020                       | 28 |
| Table 4: | Overview of organic action plans (OAPs) or similar support schemes in EU Member States operating in 2011-2022               | 32 |

## List of Abbreviations

### Countries and selected regions

|               |                     |
|---------------|---------------------|
| <b>AT</b>     | Austria             |
| <b>BE</b>     | Belgium             |
| <b>BE-VLA</b> | BE Vlaanderen       |
| <b>BE-WAL</b> | BE Wallonie         |
| <b>BG</b>     | Bulgaria            |
| <b>CY</b>     | Cyprus              |
| <b>CZ</b>     | Czechia             |
| <b>DE</b>     | Germany             |
| <b>DK</b>     | Denmark             |
| <b>EE</b>     | Estonia             |
| <b>ES</b>     | Spain               |
| <b>EU</b>     | European Union      |
| <b>EU28</b>   | EU incl. UK         |
| <b>FI</b>     | Finland             |
| <b>FR</b>     | France              |
| <b>GR</b>     | Greece              |
| <b>HR</b>     | Croatia             |
| <b>HU</b>     | Hungary             |
| <b>IE</b>     | Ireland             |
| <b>IT</b>     | Italy               |
| <b>LT</b>     | Lithuania           |
| <b>LU</b>     | Luxembourg          |
| <b>LV</b>     | Latvia              |
| <b>MT</b>     | Malta               |
| <b>NL</b>     | Netherlands         |
| <b>PL</b>     | Poland              |
| <b>PT</b>     | Portugal            |
| <b>RO</b>     | Romania             |
| <b>SE</b>     | Sweden              |
| <b>SI</b>     | Slovenia            |
| <b>SK</b>     | Slovakia            |
| <b>UK</b>     | United Kingdom      |
| <b>UK-ENG</b> | UK England          |
| <b>UK-NI</b>  | UK Northern Ireland |
| <b>UK-SCO</b> | UK Scotland         |
| <b>UK-WAL</b> | UK Wales            |

### Other abbreviations

|                |                                                              |
|----------------|--------------------------------------------------------------|
| <b>AEC</b>     | Agri-environment-climate                                     |
| <b>AECM</b>    | Agri-environment-climate measure                             |
| <b>AEM</b>     | Agri-environment measure                                     |
| <b>Agric.</b>  | Agriculture                                                  |
| <b>AKIS</b>    | Agricultural Knowledge and Information System                |
| <b>AMI</b>     | Agrarmarkt Informations-GmbH (DE)                            |
| <b>ANC</b>     | Area with Natural Constraints (RDP)                          |
| <b>Art.</b>    | Article                                                      |
| <b>BC</b>      | Biological controls                                          |
| <b>BMEL</b>    | Bundeministerium für Ernährung und Landwirtschaft (DE)       |
| <b>BÖLN</b>    | Bundesprogramm Ökologischer Landbau (DE)                     |
| <b>CAP</b>     | Common Agricultural Policy                                   |
| <b>CAPID</b>   | CAP Indicator Dashboard                                      |
| <b>Cert.</b>   | Certified                                                    |
| <b>CLLD</b>    | Community Led Local Development (RDP)                        |
| <b>CoE</b>     | Council of the EU                                            |
| <b>Cons.</b>   | Conservation                                                 |
| <b>CREA</b>    | Council for Agricultural Research and Economics (IT)         |
| <b>CS</b>      | Countryside Stewardship (UK-ENG)                             |
| <b>CTPEZ</b>   | CZ Technology Platform for Organic Agriculture               |
| <b>Dept.</b>   | Department                                                   |
| <b>Dev.</b>    | Development                                                  |
| <b>DG Agri</b> | EC Directorate-General for Agriculture and Rural Development |
| <b>EC</b>      | European Commission                                          |
| <b>ECB</b>     | European Central Bank                                        |
| <b>Econ.</b>   | Economics                                                    |
| <b>ECU</b>     | European Currency Unit                                       |
| <b>EIP</b>     | European Innovation Partnership (RDP)                        |
| <b>ENRD</b>    | European Network for Rural Development                       |
| <b>Env.</b>    | Environment                                                  |
| <b>ERANET</b>  | EU Research Area Network                                     |
| <b>ES</b>      | Environmental Stewardship (UK-ENG)                           |
| <b>Excl.</b>   | Excluding                                                    |
| <b>Exp.</b>    | Expenditure                                                  |
| <b>FADN</b>    | Farm Accountancy Data Network                                |
| <b>Fed.</b>    | Federal                                                      |
| <b>FIBL</b>    | Forschungsinstitut für biologischen Landbau (CH)             |
| <b>FOA</b>     | Fund for Organic Agriculture (DK)                            |

|                |                                                                   |
|----------------|-------------------------------------------------------------------|
| <b>ha</b>      | Hectare                                                           |
| <b>HL</b>      | Harvest losses                                                    |
| <b>Hortic.</b> | Horticulture                                                      |
| <b>IAEI</b>    | Institute of Agricultural Economics and Information (CZ)          |
| <b>ICROFS</b>  | International Centre for Research in Organic Food Systems (DK)    |
| <b>Incl.</b>   | Including                                                         |
| <b>Inst.</b>   | Institute                                                         |
| <b>kha</b>     | thousand (kilo) hectares                                          |
| <b>KT</b>      | Knowledge Transfer                                                |
| <b>KTBL</b>    | Kuratorium für Technik und Bauwesen in der Landwirtschaft (DE)    |
| <b>LEADER</b>  | Liaison Entre Actions de Développement de l'économie Rurale (RDP) |
| <b>LFA</b>     | Less Favoured Area                                                |
| <b>LU/LSU</b>  | Livestock Units                                                   |
| <b>Max.</b>    | Maximum                                                           |
| <b>Med.</b>    | Medicinal                                                         |
| <b>M€</b>      | million Euros                                                     |
| <b>Mha</b>     | million (Mega) hectares                                           |
| <b>Min.</b>    | Minimum                                                           |
| <b>Min.</b>    | Ministry                                                          |
| <b>MS</b>      | Member State (EU)                                                 |
| <b>nd</b>      | no data                                                           |
| <b>NGO</b>     | Non-Governmental Organisation                                     |
| <b>NRN</b>     | National Rural Network (RDP)                                      |
| <b>NVZ</b>     | Nitrate Vulnerable Zone                                           |
| <b>OAP</b>     | Organic Action Plan                                               |
| <b>Org.</b>    | Organic                                                           |
| <b>Perenn.</b> | Perennial                                                         |
| <b>Perm.</b>   | Permanent                                                         |
| <b>Pots.</b>   | Potatoes                                                          |
| <b>RA</b>      | Rural area                                                        |
| <b>RDP</b>     | Rural Development Programme                                       |
| <b>Reg.</b>    | Regulation                                                        |
| <b>RP</b>      | Rural Priorities (UK-SCO)                                         |
| <b>SDA</b>     | Severely Disadvantaged Area                                       |
| <b>SME</b>     | Small and Medium-sized Enterprises                                |
| <b>SP</b>      | Strategic Plan                                                    |
| <b>t</b>       | Tonne                                                             |
| <b>UAA</b>     | Utilisable Agricultural Area                                      |
| <b>Welf.</b>   | Welfare                                                           |



## 1 Introduction

### 1.1 Background

Policy support schemes specifically targeted at organic farming have existed in individual European countries since the late 1980s and on an EU-wide basis since 1994. The first scheme was introduced in Denmark in 1987, shortly followed by Austria and Sweden using national support measures. Germany introduced conversion aid under the EU extensification programme (CoE, 1985) in 1989. As part of the McSharry reform of the Common Agricultural Policy (CAP) implemented in 1994, the introduction of the agri-environment programme (CoE, 1992) provided a unified framework for supporting conversion to and maintenance of organic farming across the EU. This was made possible by the prior introduction of an EU Regulation defining organic farming (CoE, 1991). Since then (mainly area-based) support payments for organic production have become a key measure under the agri-environmental and rural development programmes (RDPS) of the CAP 2nd Pillar.

This report is the latest in a series of reports<sup>1</sup> which have monitored and evaluated European organic farming policies since the 1990s, covering the following 7-year CAP programming periods:

- 1994-1999 (Lampkin et al., 1999a; Lampkin et al., 1999b);
- 2000-2006 (Stolze et al., 2009; Häring et al., 2004; Tuson und Lampkin, 2007; Hrabalova et al., 2005);
- 2007-2013 (Schwarz et al., 2010; Sanders et al., 2011);
- 2014-2022 (this report)<sup>2</sup>.

As the land area under organic management in the European Union has grown, from a little over 100 thousand hectares (kha) in 1987 to 13.8 million hectares (Mha) in 2018, or 7.5% of the then EU28 agricultural area, so too has the expenditure on policy support. By 1997, almost 2.5 Mha were certified and 260 million ECU spent annually on support (Lampkin et al., 1999b). In 2007, nearly 7.5 Mha were certified and expenditure increased to more than 800 million Euros (M€). In this report, we record that by 2018, expenditure had increased to nearly 2 000 M€, with 64% of the certified organic area supported. With the setting of a 25% target for EU agricultural land area to be organic by 2030, a further trebling of land area, and potentially expenditure, is anticipated.

### 1.2 Approach

Three separate surveys were conducted to compile the data in this report, in 2011, 2015 and 2019. The 2011 survey was undertaken as part of an EC (DG Agri) contract on the 'Use and efficiency of public support measures addressing organic farming in Europe' (Sanders et al., 2011). It built on an earlier study for the German government conducted in 2009 (Schwarz et al., 2010). Both studies covered individual years in the 2007-2013 CAP programming period. The exercise was repeated in 2015, at the start of the 2014-2020 programming period and again in 2019 to see if any significant changes had taken place during the period.

The surveys were targeted at government departments responsible for organic farming or agri-environmental and rural development policy. In some cases, university academics with specialist knowledge of the topic were also consulted. Details of the individuals from each country responding to the survey are provided in Annex 8.7. In some cases, where no or incomplete responses were received, Thünen Institute researchers compiled information from publicly available resources and statistical databases.

---

<sup>1</sup> The Thünen Institute has also published more in-depth assessments of policy support for organic farming in Germany on a similar basis, by Nieberg und Kuhnert (2006) for 2000-2006, and by Nieberg et al. (2011) for 2007-2013.

<sup>2</sup> This report covers the CAP programming period 2014-2020, when the United Kingdom was still a member of the EU, therefore data for the UK has been included as an EU Member State.

Similar but not identical questionnaires were used in each case, as revisions were implemented each time to take account of lessons learned in the previous exercise. The scope of the questionnaires was however similar, so that valid comparisons can be made between periods. The surveys covered:

- *Organic area payments* (conversion and maintenance) including payment levels, uptake (areas) and expenditure (2019 only), differentiated by crop and livestock type. Data were also obtained on eligibility conditions and whether certification costs were also supported. The results are presented in Chapter 2 and in Annexes 8.2, 8.3 and 8.4.
- *Other agri-environmental measures* combinable with the organic farming support, including payment levels for relevant individual measures and total number of agreements, areas supported and expenditure. The results are presented in Chapter 3.
- *Other rural development support* specifically targeting organic farmers/businesses in the context of EU Rural Development Programmes (see Annex 8.5 for list of relevant RDP measures). These included organic-specific measures as well as measures where organic farmers or businesses were prioritised with or without favourable terms and conditions. In practice, access to data on organic shares of these RDP measures was limited and only a restricted analysis was possible (see Chapter 4.1).
- *Other nationally or regionally supported measures* specifically targeting organic farmers/businesses. Typically, these were not supported with an EU-funding contribution, and included implementation of control systems, advisory, educational and other information activities, and research. The results are presented in Chapter 4.2 and in Annex 8.6.
- *National or regional organic action plans (OAPs)* developed as specific programmes of activity often with specific production and market goals, combining a range of different policy measures. While the aim of this section was to identify activities specifically supported as part of the action plans, in practice many action plans integrated measures supported under the other support categories above. Due to time constraints, it was not possible to conduct a detailed analysis of the individual measures in the national action plans. An overview is provided in Chapter 5.
- *Future outlook for organic support* – this section of the survey introduced in 2019 was intended to provide a first impression of the changes that might be considered with the shift in CAP support to nationally based policies and CAP Strategic Plans, as well as the introduction of Eco-schemes in Pillar 1 with potentially significant implications for future organic support. However, the results of this part of the survey were overtaken by events, so that a summary based on more recent evidence is presented in Chapter 6.

For some countries (Belgium, Germany, Italy, Spain and the United Kingdom) data were collected on a regional basis reflecting the federal or devolved natures of the administrations responsible for implementing the schemes. It was not possible to do this for France, where significant regional variations are also known to exist.

The results for the 2011 and 2015 surveys were validated by Thünen Institute researchers cross-checking with publicly available documents such as rural development plans and querying issues with the relevant respondents. A similar exercise was conducted with the 2019 data, with the addition of a critical review of the information received by organic sector experts. The sector experts consulted are listed as reviewers in Annex 8.7.

## 2 Support payments for organic farming

The most visible form of financial support for organic farming in the EU is in the form of payments for conversion to and continuation (maintenance) of organic farming. These were introduced in 1994 as part of the agri-environmental measures (CoE, 1992), and continued to be specifically identified as agri-environmental measures until the 2014-2020 planning period, when organic farming was given its own separate identity as Article 29 (Measure 11) in the overarching Rural Development Regulation (EU, 2013) (see Box 1). The guidance on implementation of this Article is provided in a separate Measure Fiche (Annex 8.1). The European Network for Rural Development produced an early summary of the support schemes implemented (ENRD, 2015).

The key features of the support were that:

- Farmers or groups of farmers would be eligible provided that they met the active farmer criterion (this was different to other agri-environmental support (Article 28/Measure 10) which was open to other land managers).
- Payments are usually made on a per hectare basis, differentiated by land use, but may be also made on a per animal or per beehive basis.
- Double funding of organic farming support should be avoided. This was particularly relevant in the context of organic farmers being considered to meet *de facto* the Greening requirements of the Pillar 1 Basic payment support. It was also relevant to combinations with other agri-environmental support.
- The calculation of payments should be based on income foregone, additional costs and transaction costs. The calculations should take account of changes in land use, yields and livestock numbers, as well as input use and premium prices for organic products.
- The control system for organic farming defined by EU Regulations (CoE, 2007; EC, 2008) and substantially revised from 2022 (EC, 2022b) was envisaged as the primary means of verifying compliance with the Article 29 requirements. As a result, the costs of certification could be considered as a transaction cost for scheme implementation, with up to 20% of support allocable for this. However, some countries used an alternative RDP Measure for Quality standards to support certification costs.
- This support was subject to a co-financing rate of 75% EU (85% in less developed and peripheral regions) and 25% (15%) national funding.
- Member States were encouraged to consider this support in the context of the market situation for organic food, and to adopt a strategic approach to policy integration in the context of organic action plan (OAPs). Linkages with other RDP measures such as training and advice, investment in physical assets, participation in organic food quality schemes and co-operation activities should also be considered.

**Box 1: The regulatory basis for current organic farming support in the European Union***EU Reg. 1307/2013 Article 29: Organic farming*

1. Support under this measure shall be granted, per hectare of agricultural area, to farmers or groups of farmers who undertake, on a voluntary basis, to convert to or maintain organic farming practices and methods as defined in Regulation (EC) No 834/2007 and who are active farmers within the meaning of Article 9 of Regulation (EU) No 1307/2013.
2. Support shall only be granted for commitments going beyond the relevant mandatory standards established pursuant to Chapter I of Title VI of Regulation (EU) No 1306/2013, the relevant criteria and minimum activities as established pursuant to points (c)(ii) and (c)(iii) of Article 4(1) of Regulation (EU) No DP/2013, relevant minimum requirements for fertiliser and plant protection products use as well as other relevant mandatory requirements established by national law. All such requirements shall be identified in the programme.
3. Commitments under this measure shall be made for a period of five to seven years. Where support is granted for conversion to organic farming Member States may determine a shorter initial period corresponding to the period of conversion. Where support is granted for the maintenance of organic farming, Member States may provide in their rural development programmes for annual extension after the termination of the initial period. For new commitments concerning maintenance that directly follow the commitment performed in the initial period, Member States may determine a shorter period in their rural development programmes.
4. Payments shall be granted annually and shall compensate beneficiaries for all or part of the additional costs and income foregone resulting from the commitments made. Where necessary they may also cover transaction costs to a value of up to 20 % of the premium paid for the commitments. Where commitments are undertaken by groups of farmers, the maximum level shall be 30 %. When calculating the payments referred to in the first sub-paragraph, Member States shall deduct the amount necessary in order to exclude double funding of the practices referred to in Article 43 of Regulation (EU) No 1307/2013.
5. Support shall be limited to the maximum amounts laid down in Annex II.
6. In order to ensure that double funding, as referred to in the second subparagraph of paragraph 4 is excluded, the Commission shall be empowered to adopt delegated acts in accordance with Article 83 laying down the calculation method to be used.

Annex II specifies the following maximum support rates per ha for organic farming:

- 600 €/ha per year for annual crops;
- 900 €/ha per year for specialised perennial crops;
- 450 €/ha per year for other land uses.

These amounts may be increased in duly substantiated cases taking into account specific circumstances to be justified in the rural development programmes.

Source: EU (2013).

## 2.1 Maintenance support

Maintenance support is intended to recognise the income foregone and additional costs (combining reduced output, higher prices, lower variable costs and higher fixed costs such as labour) of continuing to manage farms organically once the 2-3-year conversion period has been completed. The payments recognise that these farms are continuing to deliver environmental benefits on an ongoing, voluntary basis, with the option to revert to intensive non-organic methods at any time, and that the costs of doing this might not be fully compensated by the specialist market for organic food.

Figures 1 to 12 illustrate the organic farming maintenance payment rates for the main land use categories in different countries in the two last programming periods: 2007-2013 (represented by 2011 values) and 2014-2020 (represented by 2019 values)<sup>3</sup>. Detailed information on the payment rates in each country and region for the two periods are contained in Annex 8.2, including overall comparisons of the 2011, 2015 and 2019 ranges.

There is very wide variation in payment rates both between and within countries, with implications for the market for organic food in the EU. A number of reasons for the differences can be identified:

- Differences in scale (with average areas per agreement ranging from 1 ha in Malta to 120 ha in the United Kingdom) affecting the per ha values of certain fixed costs like certification.
- Differences in production systems and intensity due to location specific factors (climate, soils etc.).
- Differences in cost calculation methods, with some costs included in some countries but not in others. For example, England only considered certification costs in 2006-2013.
- Differences in specificity of land use definitions. Some countries adopted broad categories such as grassland and arable (or just “improved land” combining the two in Wales), recognising the system context of organic farming. Others, for example Spain, implemented very detailed payment rates for individual crop and animal species and uses, with the potential for more direct market impacts.
- Differences in treatment of farms of different sizes within regions, which may be relevant where certain ‘fixed’ costs such as certification need to be recognised, but maximum payments per farm, and standard percentage reductions for larger farms, may not reflect the actual costs on the additional hectares (which is relevant if variable costs such as fertiliser and spray costs and output factors such as yields and prices predominate).
- Differences in intervention rates – Member States may choose not to fully compensate the calculated costs for policy reasons (e.g. not to be perceived to over-incentivise farmers to join a scheme) or for budgetary reasons, so that available resources can stretch further.
- The Netherlands paid no conversion or maintenance support at all in either period, and France withdrew maintenance support in 2017, although some regions continued to provide support without a national contribution. In other countries, funding rounds were intermittent, leading to a lack of continuity of support and delays in conversion potentially impacting negatively on market development.

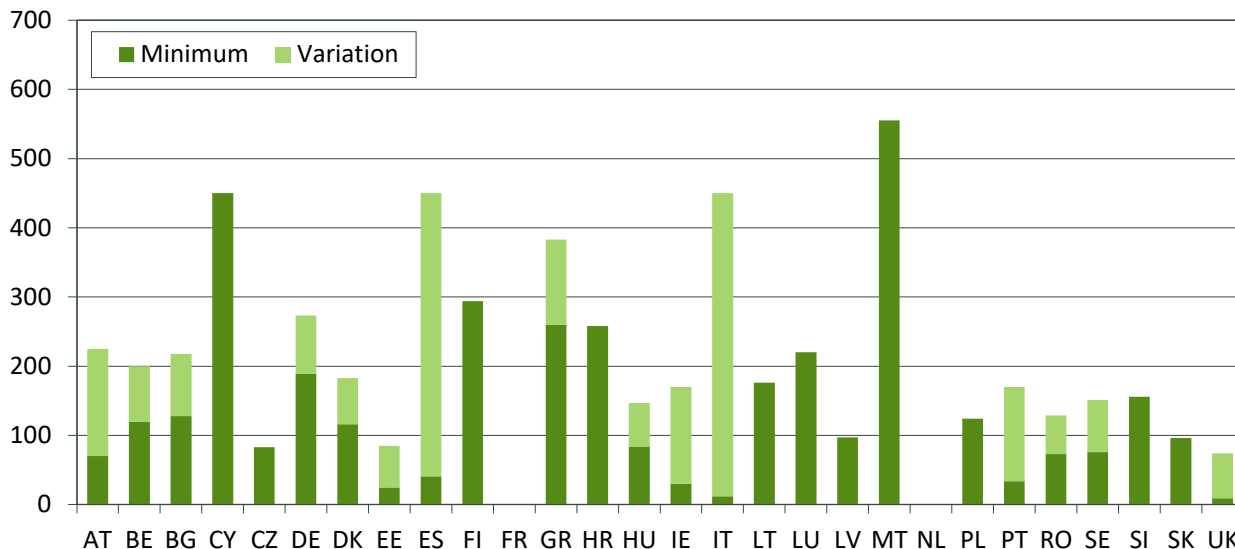
In most countries, payment rates increased between the two programming periods, in some cases substantially (e.g. Germany, Spain and Denmark). In a couple (e.g. Sweden, except grassland, and Slovakia), payment rates were kept unchanged, despite the changes in underlying costs and organic market conditions over time.

---

<sup>3</sup> The choice of years is explained in Section 1.2. Data were also collected for 2015 but are only presented separately in the Annex as identical to 2019 in almost all cases.

### 2.1.1 Grassland

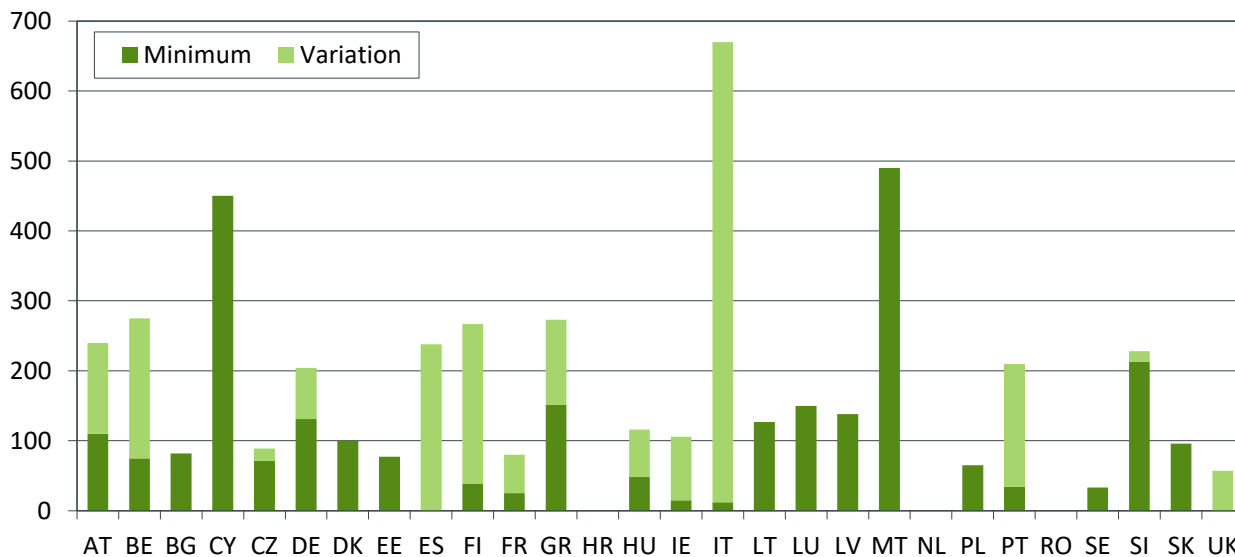
**Figure 1: Annual payments for maintenance of organic grassland, €/ha, 2019**



Euro conversions: 2019 average rates used for DK, PL, SE, UK. Other non-Euro countries' payment rates were fixed in Euros. FR no maintenance payments in 2019.

Source: own data collection and analysis.

**Figure 2: Annual payments for maintenance of organic grassland, €/ha, 2011**

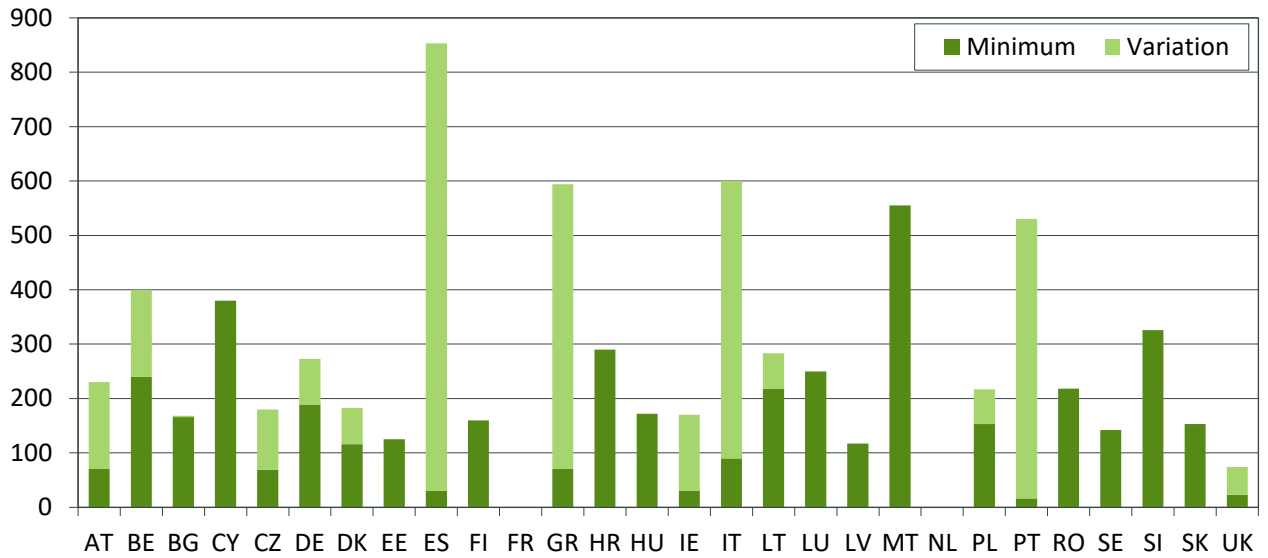


Euro conversions: 2019 average rates used for DK, PL, SE, UK. Other non-Euro countries' payment rates were fixed in Euros.

Source: own data collection and analysis.

### 2.1.2 Arable

**Figure 3: Annual payments for maintenance of arable land, €/ha, 2019**

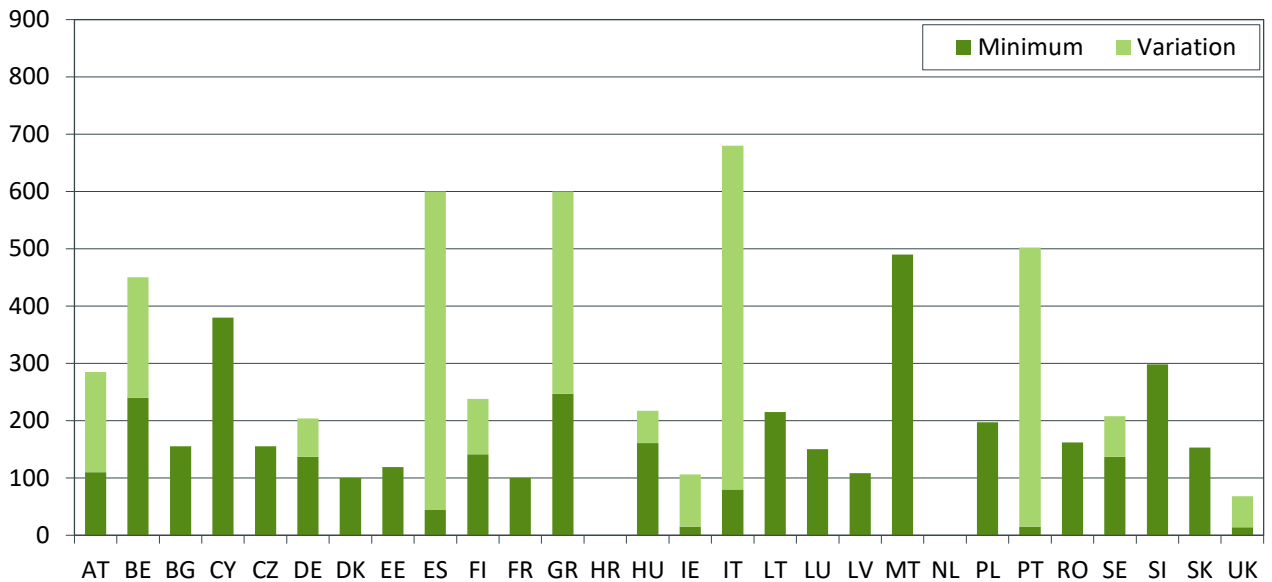


Euro conversions: 2019 average rates used for DK, PL, SE, UK. Other non-Euro countries' payment rates were fixed in Euros.

FR no maintenance payments in 2019.

Source: own data collection and analysis.

**Figure 4: Annual payments for maintenance of arable land, €/ha, 2011**

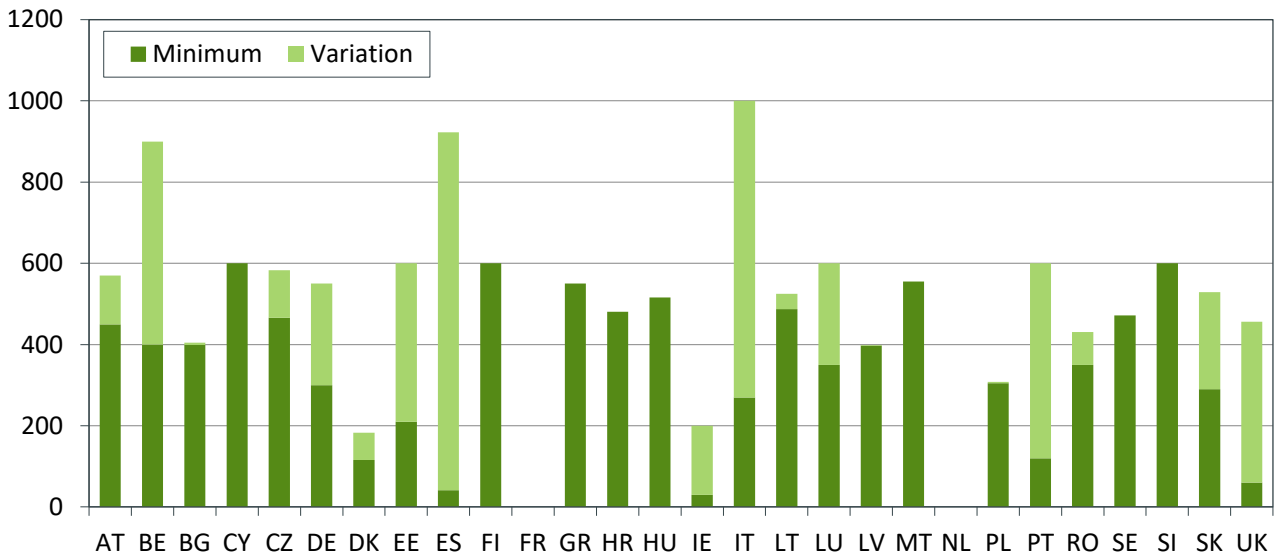


Euro conversions: 2019 average rates used for DK, PL, SE, UK. Other non-Euro countries' payment rates were fixed in Euros.

Source: own data collection and analysis.

### 2.1.3 Vegetables and herbs

**Figure 5: Annual payments for maintenance of organic vegetables, herbs, €/ha, 2019**

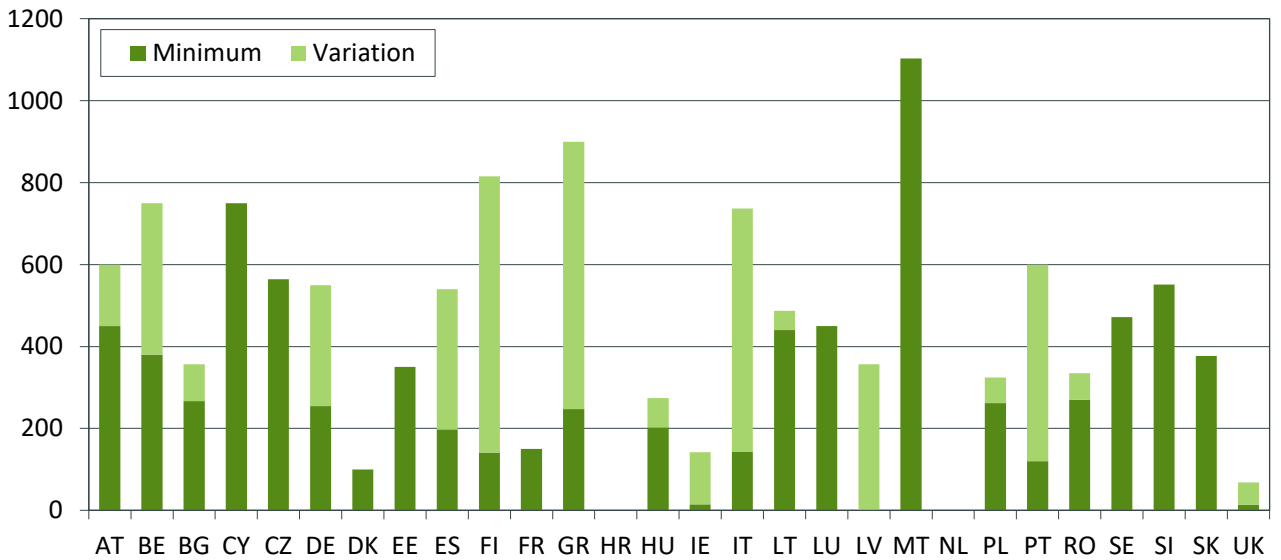


Euro conversions: 2019 average rates used for DK, PL, SE, UK. Other non-Euro countries' payment rates were fixed in Euros.

FR no maintenance payments in 2019.

Source: own data collection and analysis.

**Figure 6: Annual payments for maintenance of organic vegetables, herbs, €/ha, 2011**



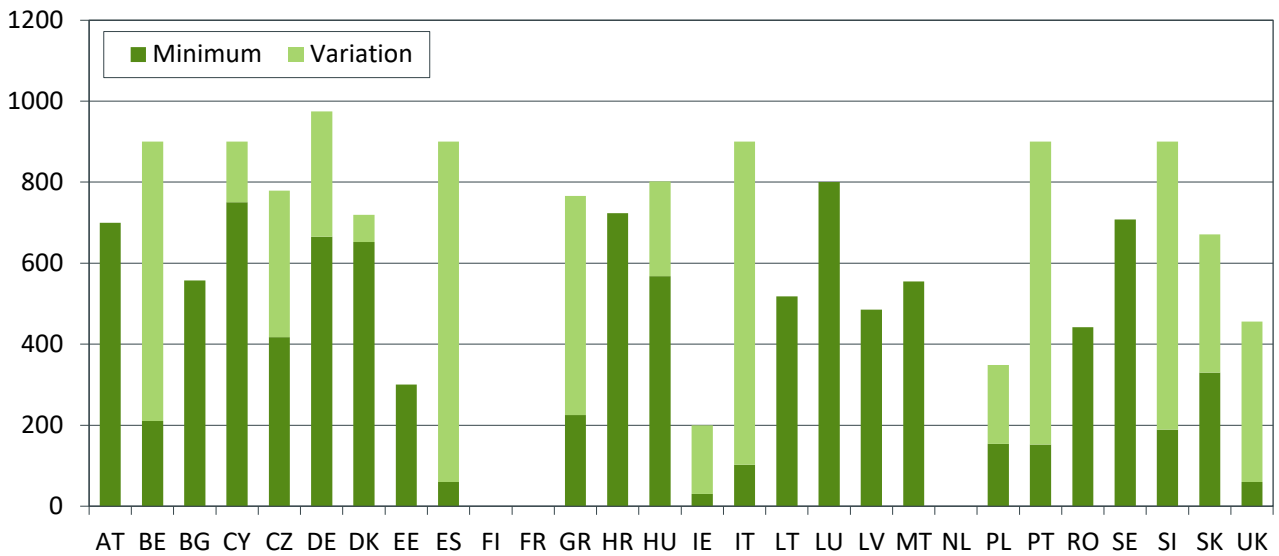
Euro conversions: 2019 average rates used for DK, PL, SE, UK. Other non-Euro countries' payment rates were fixed in Euros.

Source: own data collection and analysis.



### 2.1.4 Perennial, orchards and fruit crops

**Figure 7: Annual payments for maintenance of organic perennial, orchard and fruit crops, €/ha, 2019**

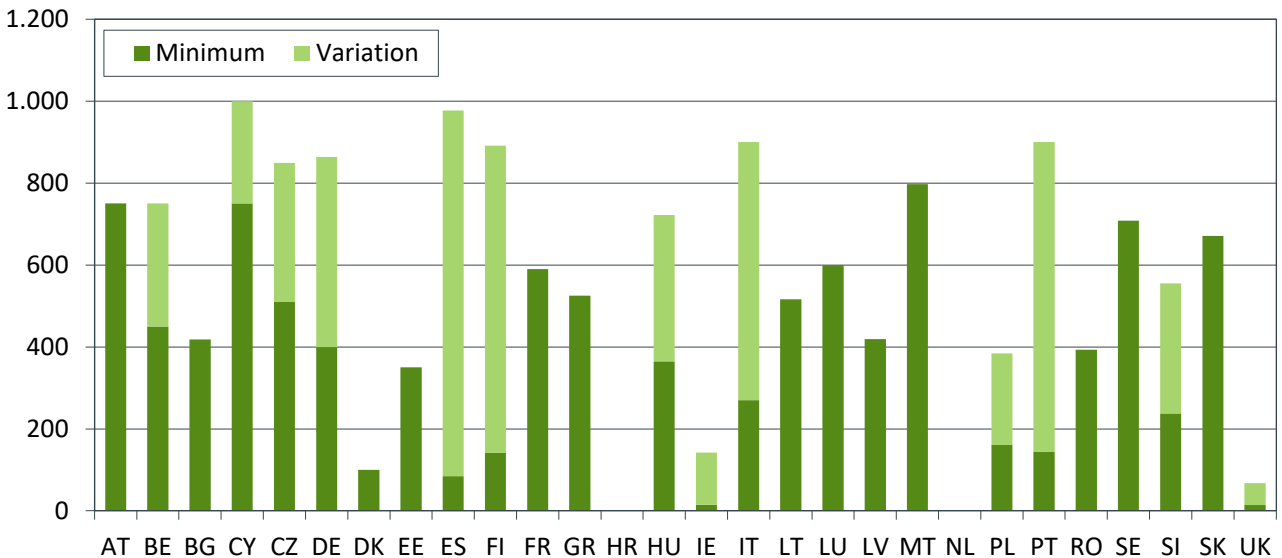


Euro conversions: 2019 average rates used for DK, PL, SE, UK. Other non-Euro countries' payment rates were fixed in Euros.

FR no maintenance payments in 2019.

Source: own data collection and analysis.

**Figure 8: Annual payments for maintenance of organic perennial, orchard and fruit crops, €/ha, 2011**

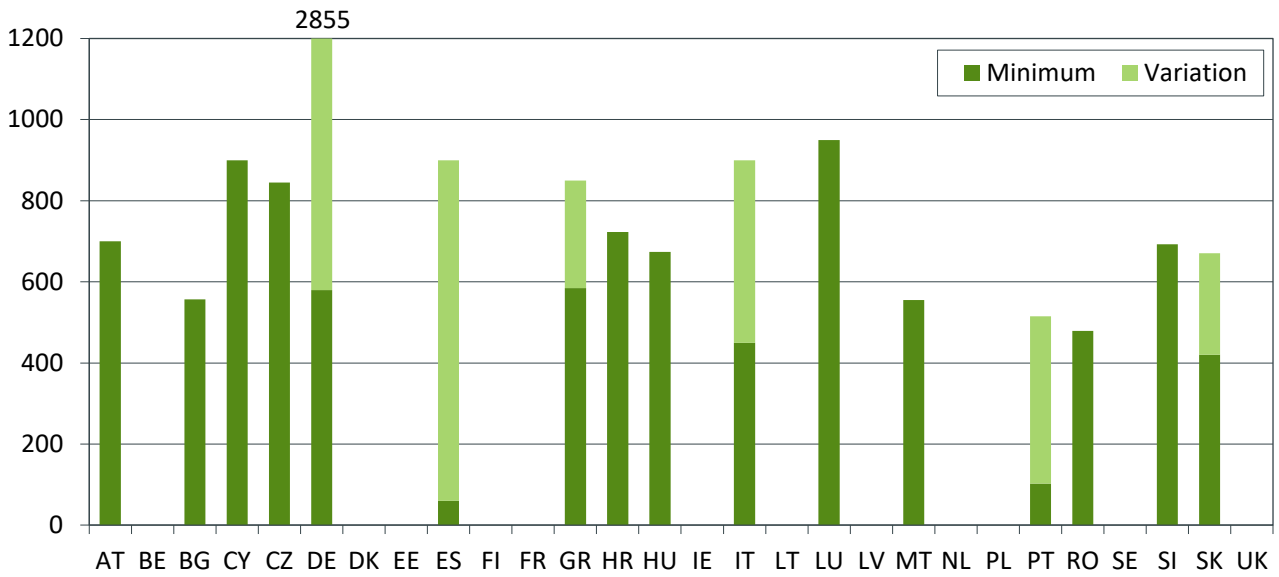


Euro conversions: 2019 average rates used for DK, PL, SE, UK. Other non-Euro countries' payment rates were fixed in Euros.

Source: own data collection and analysis.

### 2.1.5 Vineyards

**Figure 9: Annual payments for maintenance of organic vineyards, €/ha, 2019**



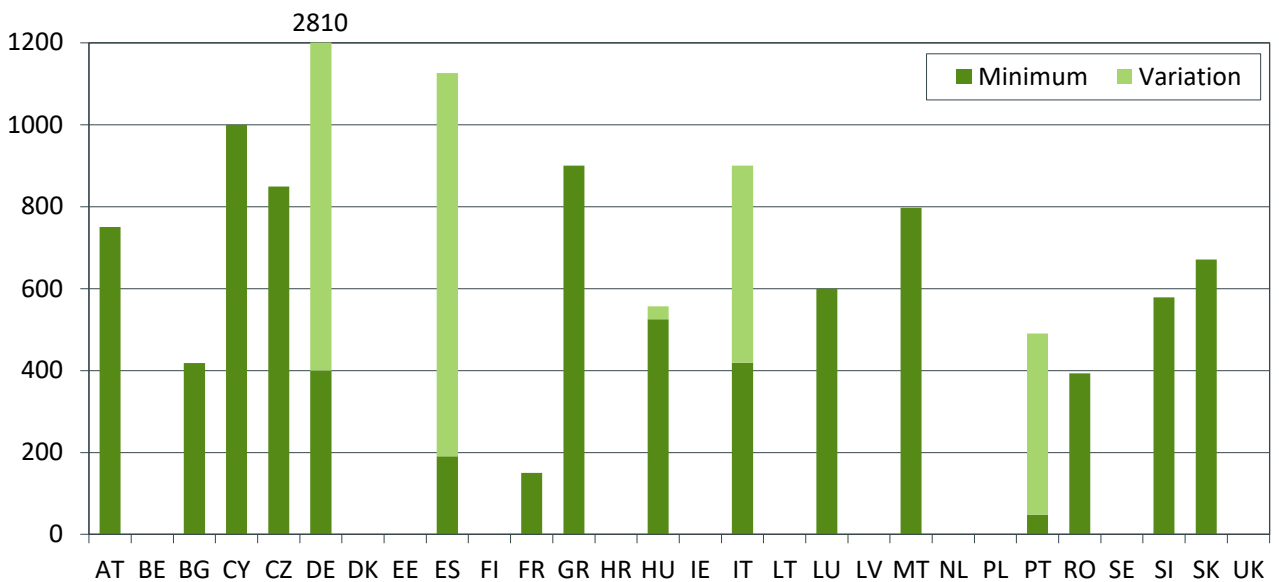
Euro conversions: 2019 average rates used for DK, PL, SE, UK. Other non-Euro countries' payment rates were fixed in Euros.

FR no maintenance payments in 2019.

The very high top payment rate in DE is only available in a regional scheme for steep ground.

Source: own data collection and analysis.

**Figure 10: Annual payments for maintenance of organic vineyards, €/ha, 2011**



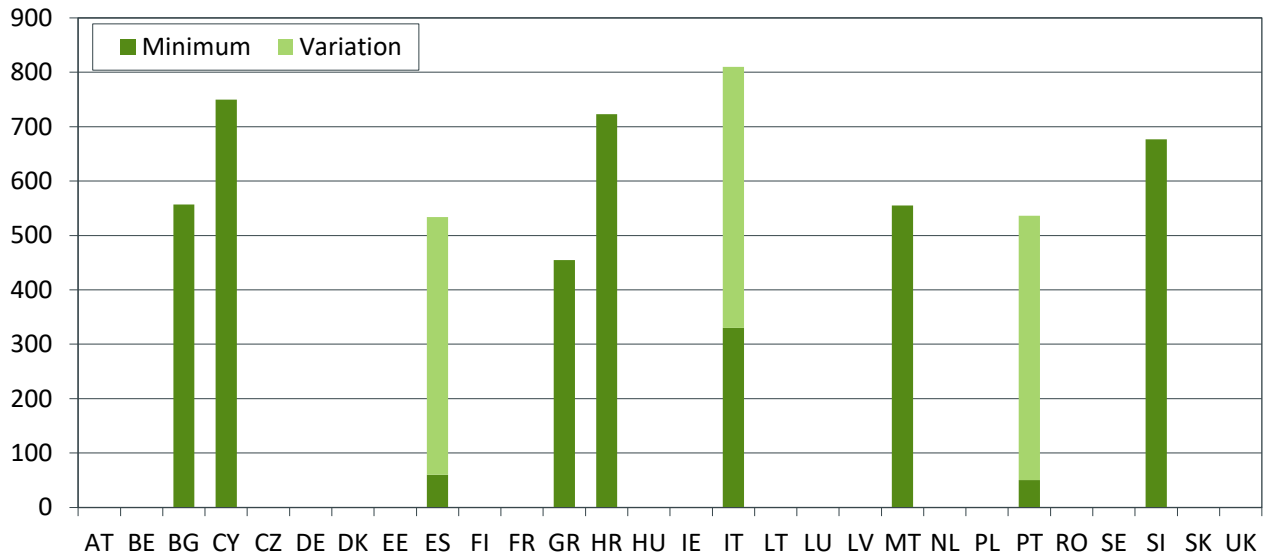
Euro conversions: 2019 average rates used for DK, PL, SE, UK. Other non-Euro countries' payment rates were fixed in Euros.

The very high top payment rate in DE is only available in a regional scheme for steep ground.

Source: own data collection and analysis.

### 2.1.6 Olives

**Figure 11: Annual payments for maintenance of organic olives, €/ha, 2019**

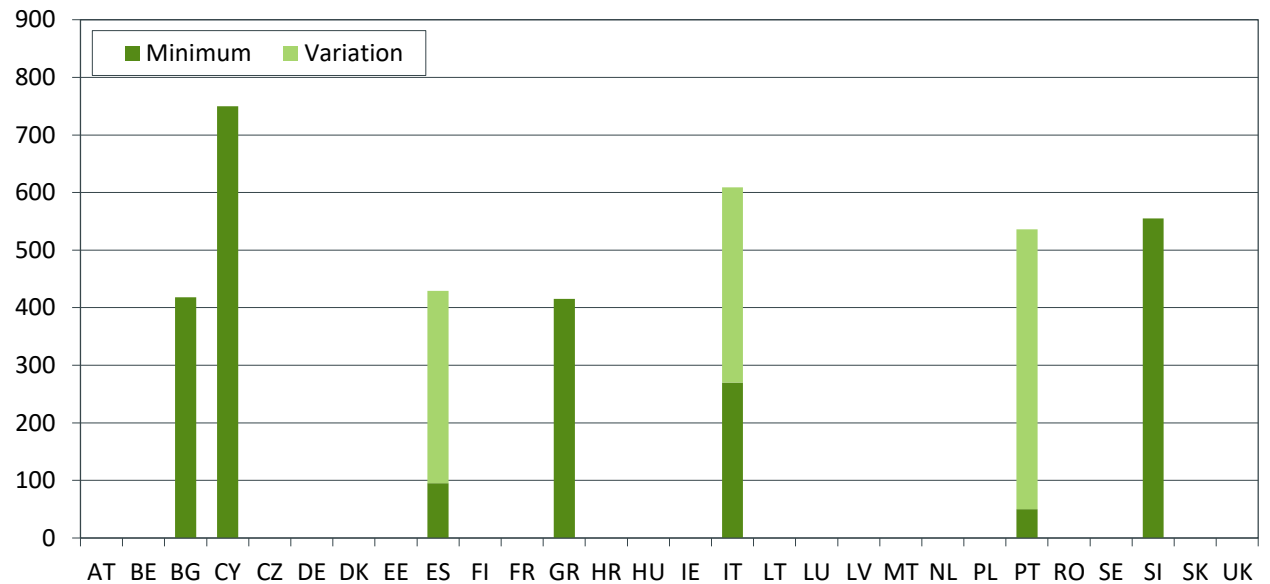


Euro conversions: 2019 average rates used for DK, PL, SE, UK. Other non-Euro countries' payment rates were fixed in Euros.

FR no maintenance payments in 2019.

Source: own data collection and analysis.

**Figure 12: Annual payments for maintenance of organic olives, €/ha, 2011**



Euro conversions: 2019 average rates used for DK, PL, SE, UK. Other non-Euro countries' payment rates were fixed in Euros.

Source: own data collection and analysis.

## 2.2 Conversion support

Conversion payments have the same regulatory basis as maintenance payments, covering the income foregone and additional costs (combining reduced output, higher prices, lower variable costs and higher fixed costs such as labour). They are generally higher than maintenance payments, recognising that:

- costs may be higher and yields lower as a result of system restructuring and the time needed to introduce alternative husbandry approaches to replace inputs no longer used;
- the lack of access to premium prices, as in most cases in-conversion products cannot be marketed as organic, or at best receive a reduced premium, for example as animal feed;
- the conversion process is also a learning process, requiring training and advisory input, but also that mistakes may be made with associated costs.

Figures 13 to 24 illustrate the organic farming maintenance payment rates for the main land use categories in different countries in the two last programming periods: 2007-2013 (represented by 2011 values) and 2014-2020 (represented by 2019 values)<sup>4</sup>. Detailed information on the payment rates in each country and region for the two periods are contained in Annex 8.3, including overall comparisons of the 2011, 2015 and 2019 ranges.

As with maintenance payments, and for similar reasons, substantial differences between and within countries can be observed. In most cases, higher rates are applied for the two conversion years defined by the organic regulations (sometimes three years in the case of perennial crops). From the third year, maintenance payments normally apply, even in the context of a five-year agreement. For livestock farms, this may not reflect the actual time needed to get organic status on the livestock and produce finished organic products. This approach can also have the unintended consequence of high(er) payments coinciding with the sale of livestock to reduce stock numbers, leading to additional tax liabilities. In some countries, higher conversion payments are distributed over the full five years of the agreement, with at least one case – Saarland in Germany – offering a choice of both options.

Some countries, notably Austria, Cyprus and some regions in Germany, Italy and Spain operate a policy of no differential in conversion and maintenance rates. The intention in at least some of these cases is partly to avoid high conversion payments providing an artificial incentive to farmers entering the scheme who might then only participate for the initial five-year period. Others, particularly regions in Spain and Italy, add a fixed percentage (typically 10 or 20%) to the maintenance payment to calculate the conversion payment. These approaches may not fully compensate the income foregone and additional costs incurred during conversion, as the price premiums for organic milk or cereals not available during conversion could alone be worth €500-€1000/ha. This is before even lower yields and higher costs than established organic systems are considered.

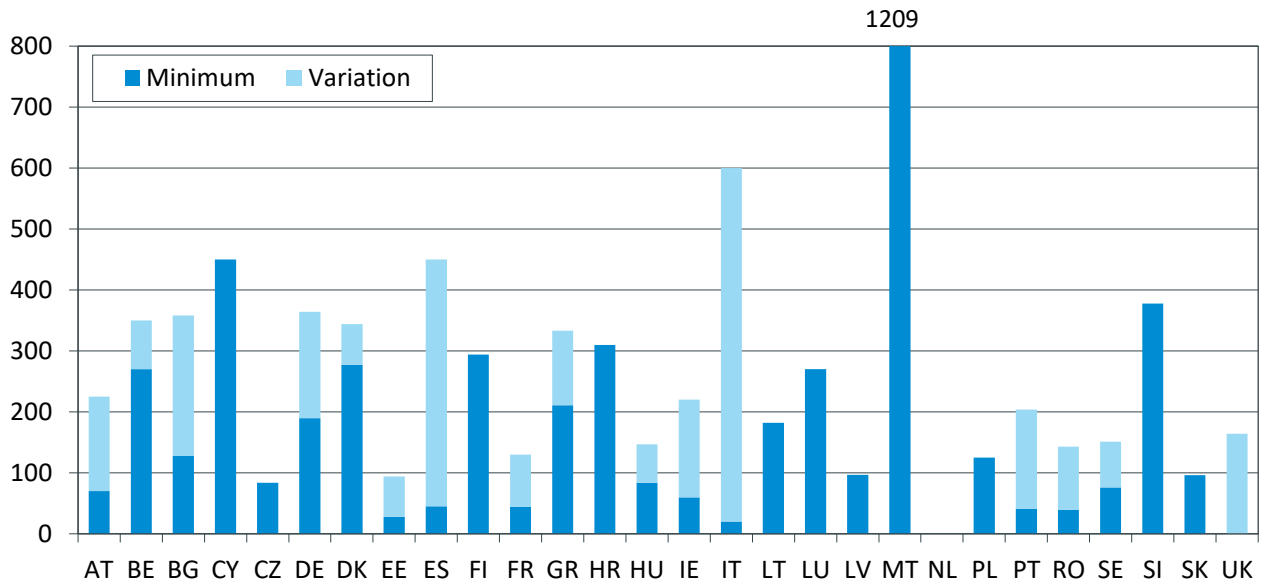
As with maintenance payments, rates have generally increased in the most recent programming period.

---

<sup>4</sup> The choice of years is explained in Section 1.2. Data were also collected for 2015 but are only presented separately in the Annex as identical to 2019 in almost all cases.

### 2.2.1 Grassland

**Figure 13: Annual payments for conversion of grassland to organic, €/ha, 2019**

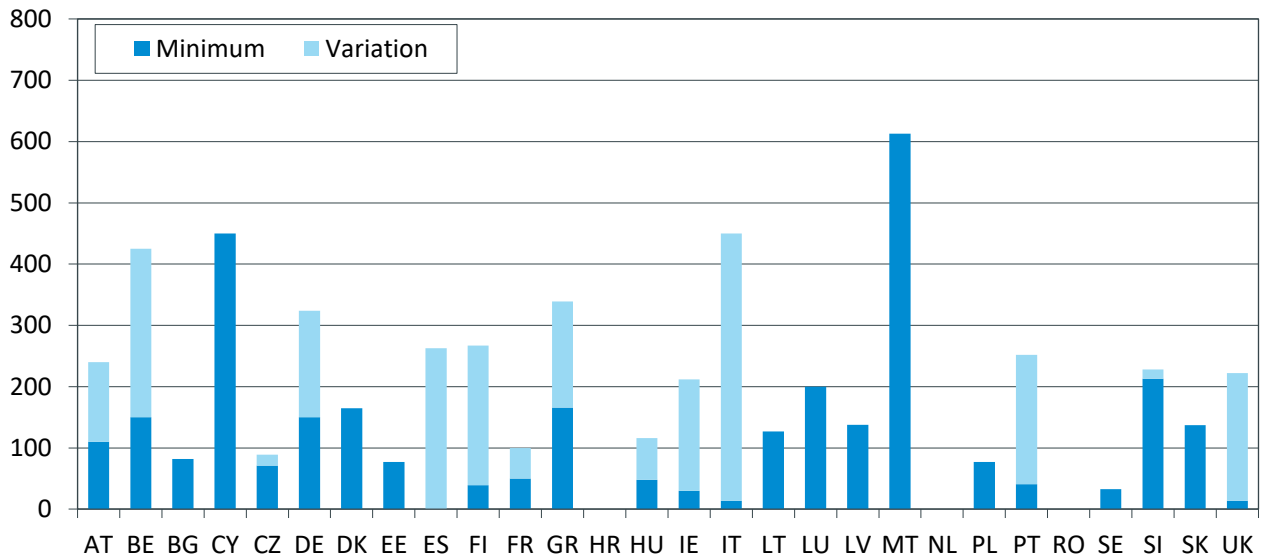


Euro conversions: 2019 average rates used for DK, PL, SE, UK. Other non-Euro countries' payment rates were fixed in Euros.

UK-WAL no conversion payments in 2019.

Source: own data collection and analysis.

**Figure 14: Annual payments for conversion of grassland to organic, €/ha, 2011**

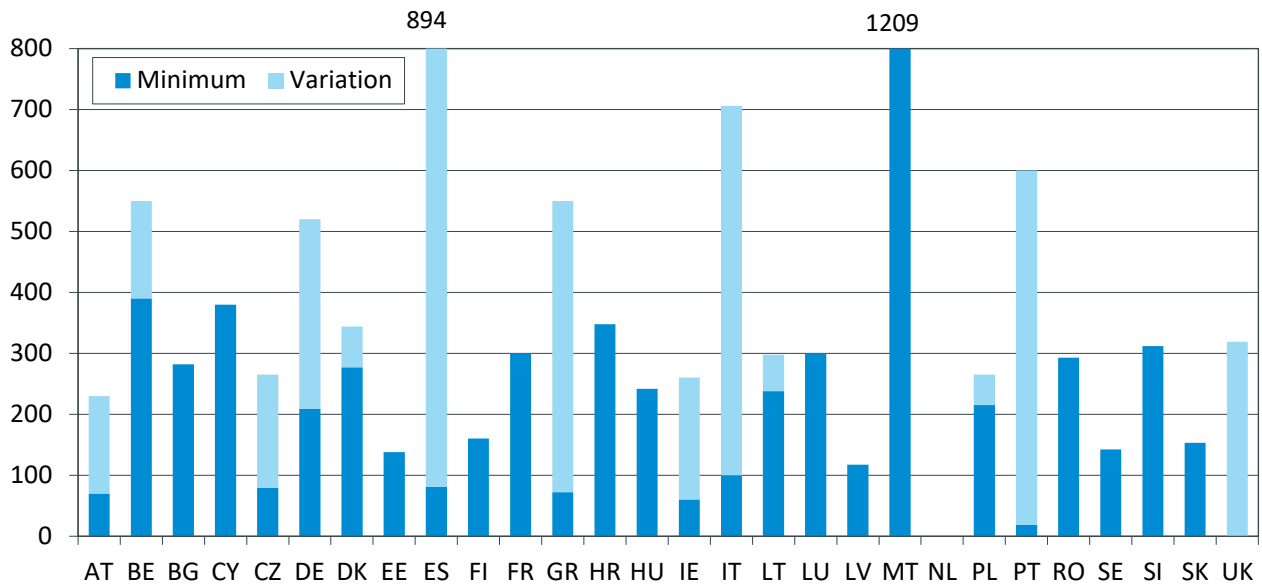


Euro conversions: 2019 average rates used for DK, PL, SE, UK. Other non-Euro countries' payment rates were fixed in Euros.

Source: own data collection and analysis.

### 2.2.2 Arable

**Figure 15: Annual payments for conversion of arable land to organic, €/ha, 2019**

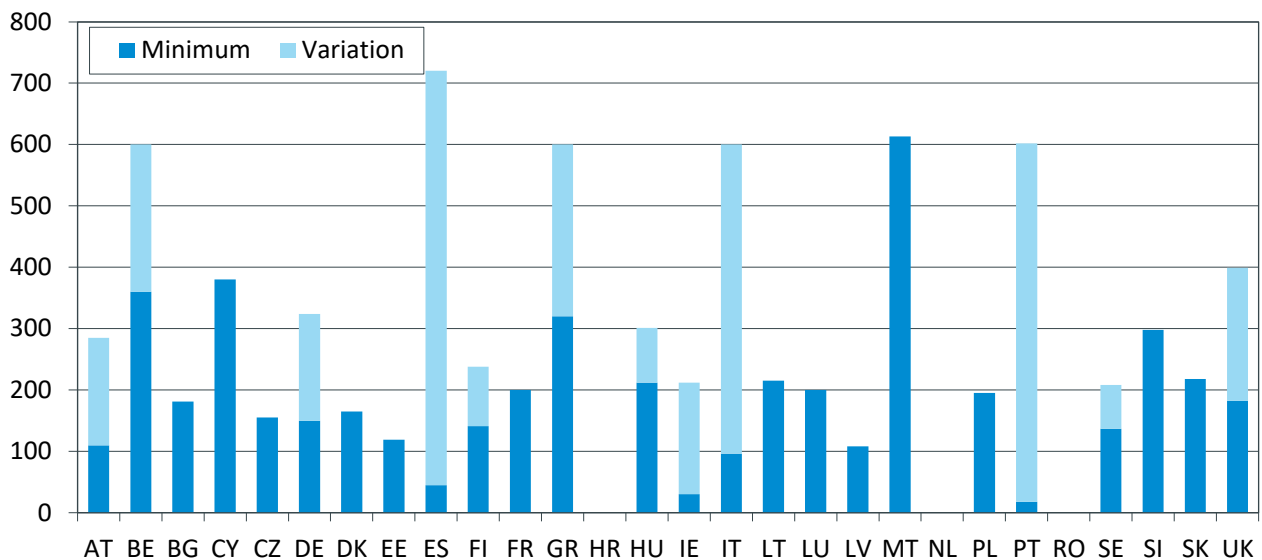


Euro conversions: 2019 average rates used for DK, PL, SE, UK. Other non-Euro countries' payment rates were fixed in Euros.

UK-WAL no conversion payments in 2019.

Source: own data collection and analysis.

**Figure 16: Annual payments for conversion of arable land to organic, €/ha, 2011**

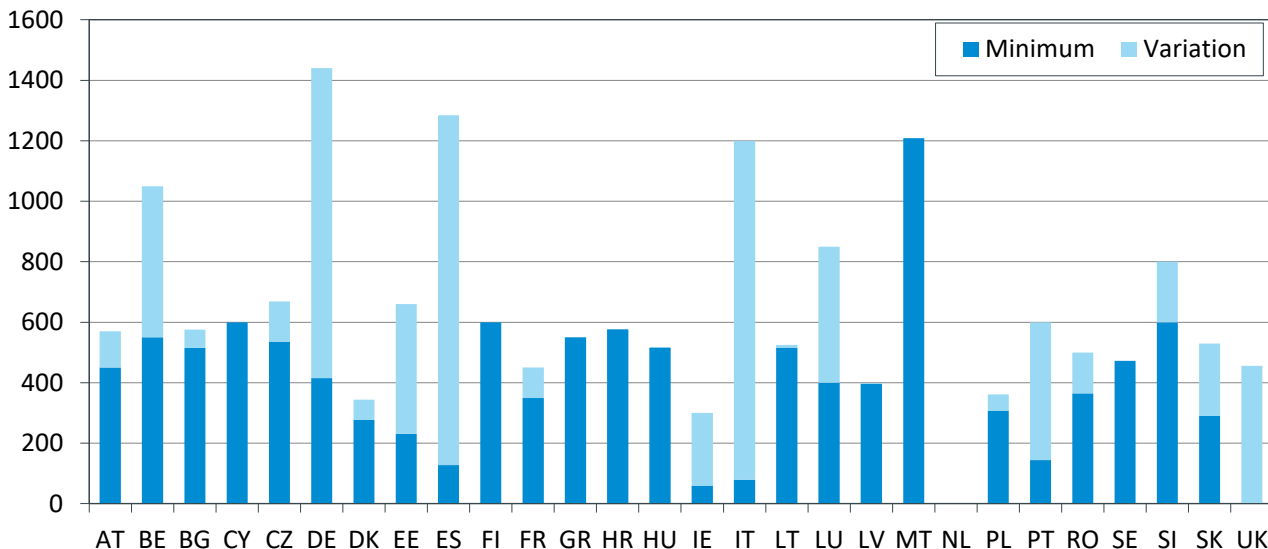


Euro conversions: 2019 average rates used for DK, PL, SE, UK. Other non-Euro countries' payment rates were fixed in Euros.

Source: own data collection and analysis.

### 2.2.3 Vegetables and herbs

**Figure 17: Annual payments for conversion of vegetables, herbs to organic, €/ha, 2019**

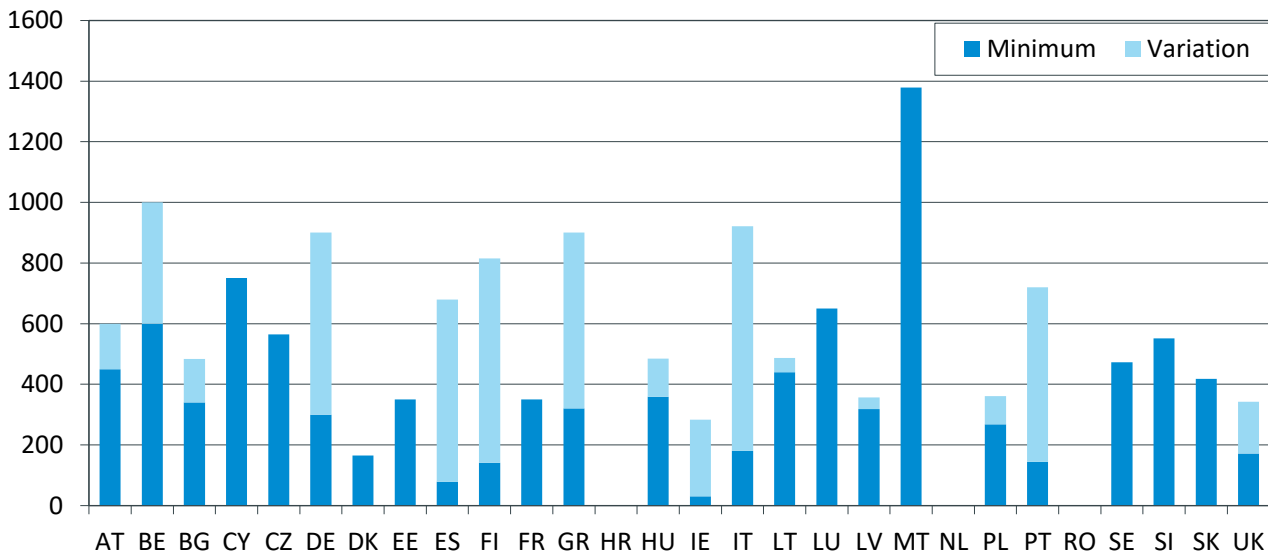


Euro conversions: 2019 average rates used for DK, PL, SE, UK. Other non-Euro countries' payment rates were fixed in Euros.

UK-WAL no conversion payments in 2019.

Source: own data collection and analysis.

**Figure 18: Annual payments for conversion of vegetables, herbs to organic, €/ha, 2011**

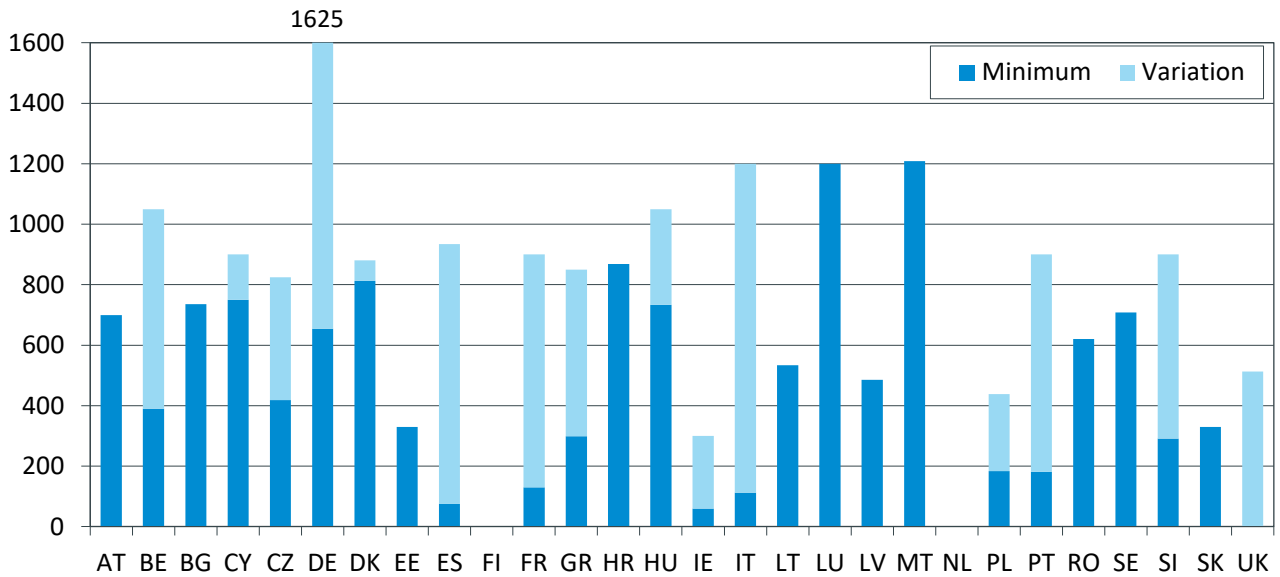


Euro conversions: 2019 average rates used for DK, PL, SE, UK. Other non-Euro countries' payment rates were fixed in Euros.

Source: own data collection and analysis.

### 2.2.4 Perennial, orchards and fruit crops

**Figure 19: Annual payments for conversion of perennial, orchard, fruit crops to organic, €/ha, 2019**

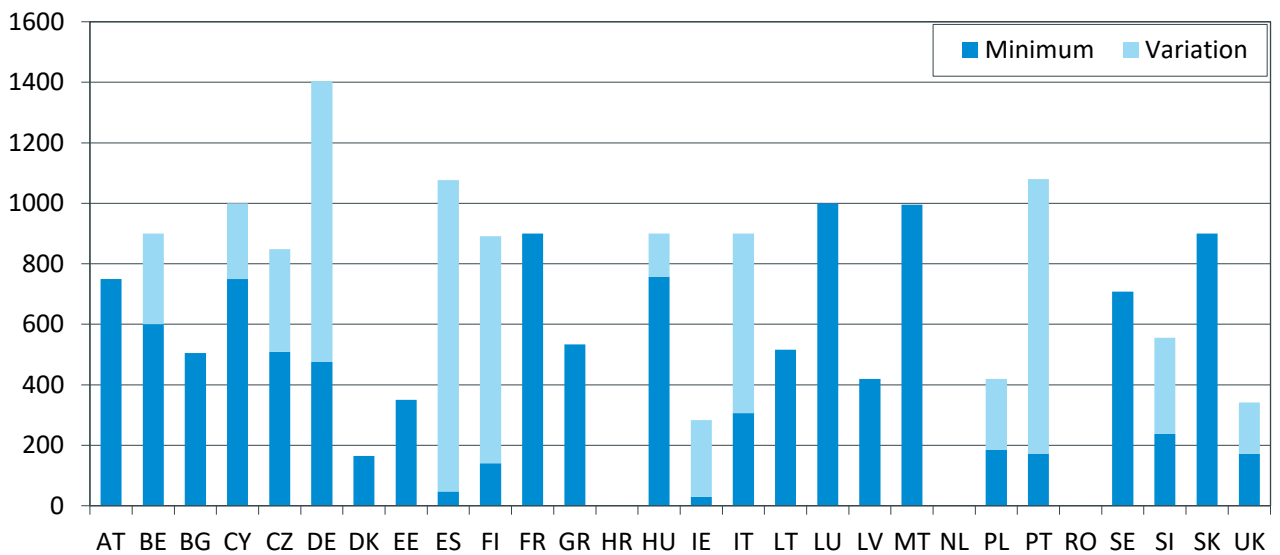


Euro conversions: 2019 average rates used for DK, PL, SE, UK. Other non-Euro countries' payment rates were fixed in Euros.

UK-WAL no conversion payments in 2019.

Source: own data collection and analysis.

**Figure 20: Annual payments for conversion of perennial, orchard, fruit crops to organic, €/ha, 2011**



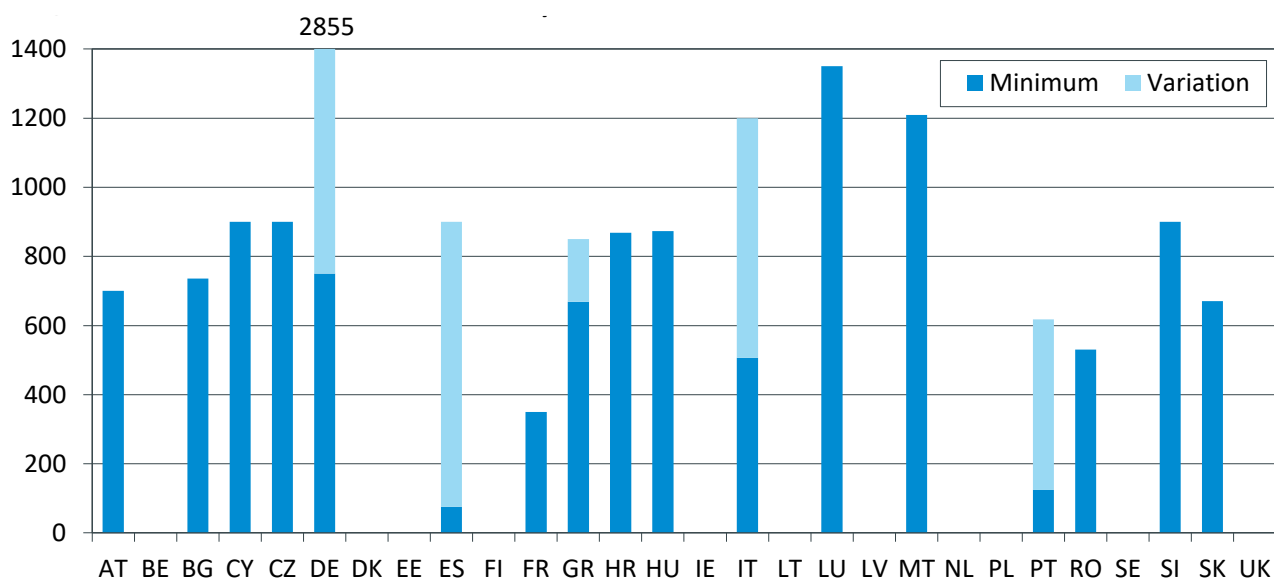
Euro conversions: 2019 average rates used for DK, PL, SE, UK. Other non-Euro countries' payment rates were fixed in Euros.

Source: own data collection and analysis.



### 2.2.5 Vineyards

**Figure 21: Annual payments for conversion of vineyards to organic, €/ha, 2019**

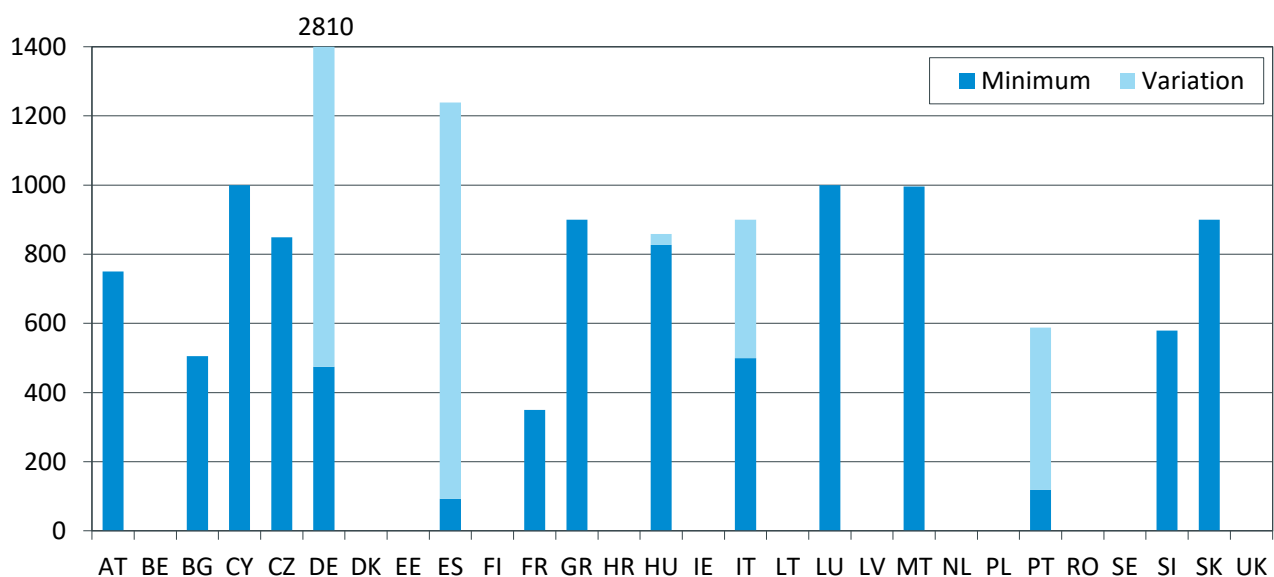


Euro conversions: 2019 average rates used for DK, PL, SE, UK. Other non-Euro countries' payment rates were fixed in Euros.  
 UK-WAL no conversion payments in 2019.

The very high top payment rate in DE is only available in a regional scheme for steep ground.

Source: own data collection and analysis.

**Figure 22: Annual payments for conversion of vineyards to organic, €/ha, 2011**



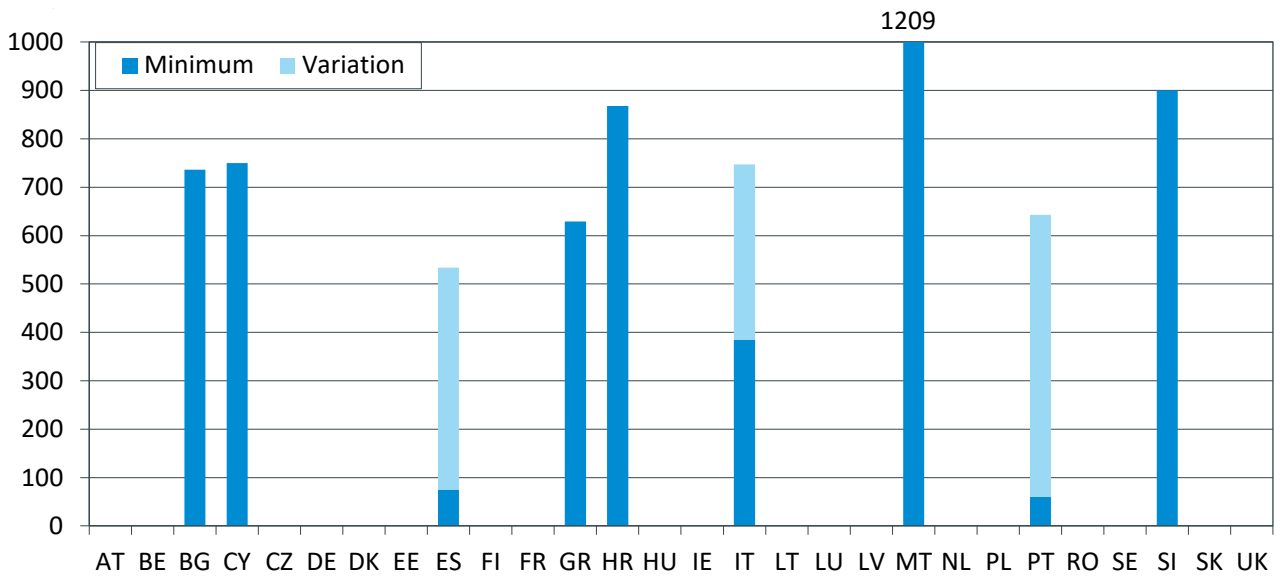
Euro conversions: 2019 average rates used for DK, PL, SE, UK. Other non-Euro countries' payment rates were fixed in Euros.

The very high top payment rate in DE is only available in a regional scheme for steep ground.

Source: own data collection and analysis.

### 2.2.6 Olives

**Figure 23: Annual payments for conversion of olives to organic, €/ha, 2019**

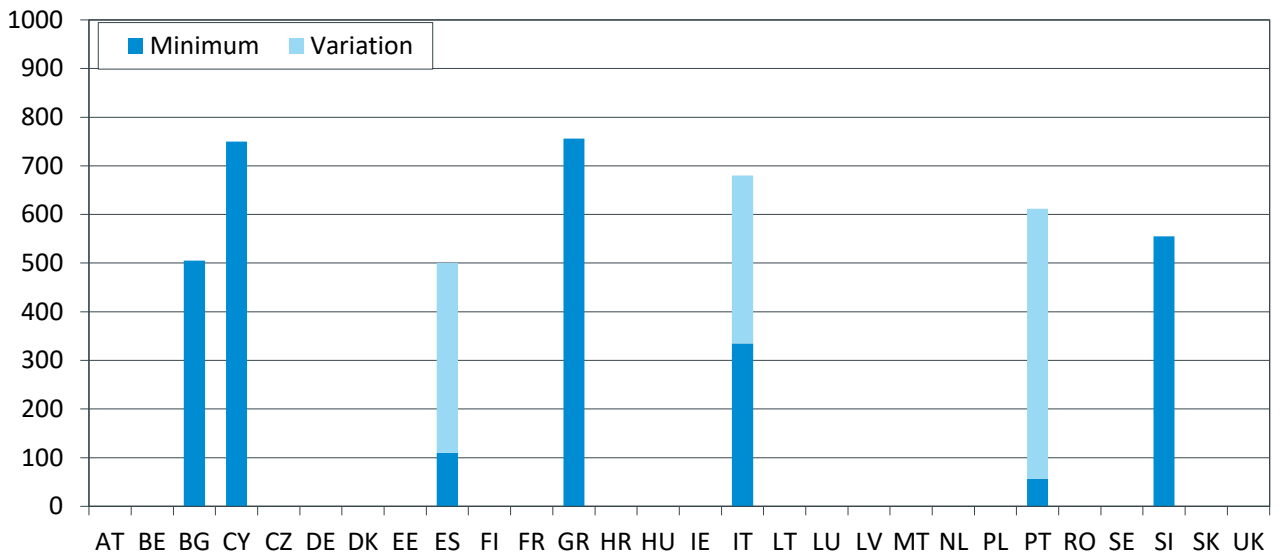


Euro conversions: 2019 average rates used for DK, PL, SE, UK. Other non-Euro countries' payment rates were fixed in Euros.

UK-WAL no conversion payments in 2019.

Source: own data collection and analysis.

**Figure 24: Annual payments for conversion of olives to organic, €/ha, 2011**



Euro conversions: 2019 average rates used for DK, PL, SE, UK. Other non-Euro countries' payment rates were fixed in Euros.

Source: own data collection and analysis.

## 2.3 Requirements and eligibility criteria

While the basic requirement of farm certification to the specified EU organic Regulations was common to all schemes in 2014-2020, there were some differences in earlier programming periods where for example Sweden did not require organic certification as a condition for scheme participation. This could be relevant in contexts where marketing opportunities are non-existent due to location (distance from markets) or institutional constraints (such as membership of a conventional marketing co-operative). If certification costs can be covered as a transaction cost, this may be less of an issue.

The active farmer requirement was not identified as an issue in most cases, although in some countries, such as the UK, where no small farm scheme was implemented, 5 ha was adopted as the defined minimum farm size for active farmers also to be eligible for the Basic Payment scheme. This had an impact on small-scale commercial horticultural producers, who were often unable to qualify for organic support. One country, Greece, imposed a constraint that only full-time farmers could qualify – farmers with income from other sources were declared ineligible. This may have helped address budgetary constraints, or, questionably, the active farmer requirement, but it had the effect of giving neighbouring farmers operating in the same market places a very different financial basis. In some cases, farmers may have been able to find workarounds to address the problem.

A number of countries and regions (e.g. Brandenburg and Hessen in Germany, Estonia, Spain) imposed minimum livestock numbers for grassland to be eligible. While this may have been a way of ensuring that permanent grassland was actively managed for livestock production, the application of this requirement to temporary grassland could act against the inclusion of fertility-building legumes in stockless arable and horticultural systems. In a few cases (e.g. Czechia) minimum planting densities were defined for permanent crops, and mowing frequencies for grassland.

Unlike in previous programming periods, a requirement that products should be marketed as organic, which had been implemented by a few countries, was discouraged by the Commission during the scheme approval process and no specific examples were identified.

A few countries required compulsory participation in training and advice programmes, particularly for new converters. Slovenia (SI), for example, requires all organic farmers to undertake 6h training annually. In such cases, funding was normally provided from other RDP sources.

Organic and converting farmers qualify automatically (*de facto*) for the Greening component of Pillar 1 Basic Payments in 2014-2020, and may also qualify for other Pillar 2 agri-environment-climate (AEC) support. Avoiding double funding was a key consideration in such cases. In some cases, combinations of organic and other agri-environmental support on the same parcel of land were not permitted, or agri-environmental payments were reduced when combined with organic farming. This is considered further in Section 3.

## 2.4 Uptake of and total expenditure on organic farming support

As part of the 2019 update on organic support availability, data on organic farming scheme uptake (agreements, hectares and expenditure, differentiated by land use and conversion status) were collected for the period 2011-2018. These were checked against the total supported hectare and expenditure data for organic farming in the EU's CAP Indicator Dashboard (CAPID) (EC, annual), which mainly covered the 2015-2018 period. While in most cases, data were similar between the two sources, in a few cases much more substantial differences were identified and in a very few cases implausible values were found. Where differences were small, the CAPID values were used for the most recent years, as the categories we requested information on may not have fully covered all relevant expenditure. In the case of very substantial differences, a reasoned decision was made to use either the data supplied by country representatives or the CAPID data – this is explained for individual countries in Annex 8.4, where the detailed data results can be found.

The values derived should still be treated with caution, as time lags in making payments often mean that certified and supported areas and expenditure levels do not directly correspond in individual years. Expenditure may also include repayments and delayed payments. This discrepancy is less serious where organic areas and expenditures are relatively stable, but in periods of rapid growth the discrepancies can become much more significant. We have attempted to take account of this as far as possible in compiling Annex 8.4 but there is still scope for unavoidable errors.

In 2018, at EU28 level, nearly 9 million ha land, or just under 5% of EU farmland, was supported by organic conversion and maintenance payments (Table 1). This represented 64% of the total certified area of nearly 14 Mha, or 7.5% of EU farmland. In terms of expenditure (EU and national co-financing combined), more than 1.8 billion € were invested in organic support in 2018. Average expenditure in the European Union was 207 € per supported ha, or 133 € per certified ha, down from 163 € per certified ha a decade earlier (Sanders et al., 2011).

At national level in 2018:

- total expenditure was highest in Italy (386 M€) and lowest in the Netherlands (0 M€);
- total number of agreements (where notified) was highest in Germany (25 260);
- expenditure per agreement was highest in Luxembourg (16 541 €);
- average support per ha was highest in Cyprus (805 €/ha), more than twice the level of the next highest Greece (390 €/ha), and lowest in the United Kingdom (53 €/ha);
- total agricultural land area supported was highest in Germany (1 150 kha);
- land area per agreement was highest in the United Kingdom (120 ha) and smallest in Malta (1 ha);
- proportion of certified organic area supported was highest in Czechia (97%) and lowest in Malta (13%);
- proportion of national agricultural area supported as organic was highest in Austria (20%), which also had the highest proportion of land area certified as organic (25%).

**Table 1: Uptake of and expenditure on organic farming support in EU Member States, 2018**

|             | Total support payments (M€) | Total number of agreements | Average support (€/agreement) | Total land area supported (kha) | % of 2018 national UAA supported | Land area per agreement (ha) | Average support (€/ha) | Total land area certified (kha) | % certified area supported | Total national UAA (kha) 2016 | % of national UAA certified |
|-------------|-----------------------------|----------------------------|-------------------------------|---------------------------------|----------------------------------|------------------------------|------------------------|---------------------------------|----------------------------|-------------------------------|-----------------------------|
| AT          | 121                         | 23 422                     | 5 157                         | 515                             | 19.4%                            | 22.0                         | 234                    | 639                             | 81%                        | 2 654                         | 24.1%                       |
| BE          | 19                          | 2 000                      | 9 650                         | 80                              | 5.9%                             | 39.8                         | 243                    | 89                              | 89%                        | 1 356                         | 6.6%                        |
| BG          | 24                          | 4 230                      | 5 727                         | 68                              | 1.4%                             | 16.2                         | 354                    | 129                             | 53%                        | 5 030                         | 2.6%                        |
| CY          | 4                           | n/a                        | n/a                           | 5                               | 3.5%                             | n/a                          | 805                    | 6                               | 76%                        | 132                           | 4.5%                        |
| CZ          | 53                          | 8 976                      | 5 903                         | 506                             | 14.4%                            | 56.4                         | 105                    | 520                             | 97%                        | 3 523                         | 14.8%                       |
| DE          | 300                         | 25 260                     | 11 884                        | 1 150                           | 6.9%                             | 45.5                         | 261                    | 1 498                           | 77%                        | 16 645                        | 9.0%                        |
| DK          | 41                          | n/a                        | n/a                           | 223                             | 8.5%                             | n/a                          | 184                    | 257                             | 87%                        | 2 633                         | 9.8%                        |
| EE          | 18                          | 1 754                      | 10 474                        | 186                             | 18.9%                            | 105.9                        | 99                     | 207                             | 90%                        | 985                           | 21.0%                       |
| ES          | 159                         | n/a                        | n/a                           | 1 045                           | 4.3%                             | n/a                          | 152                    | 2 246                           | 47%                        | 24 202                        | 9.3%                        |
| FI          | 56                          | 4 632                      | 12 137                        | 274                             | 12.1%                            | 59.2                         | 205                    | 297                             | 92%                        | 2 272                         | 13.1%                       |
| FR          | 180                         | 31 000                     | 5 806                         | 1 040                           | 3.6%                             | 33.6                         | 173                    | 2 035                           | 51%                        | 29 020                        | 7.0%                        |
| GR          | 97                          | n/a                        | n/a                           | 248                             | 4.7%                             | n/a                          | 390                    | 493                             | 50%                        | 5 288                         | 9.3%                        |
| HR          | 33                          | 7 759                      | 4 255                         | 94                              | 6.4%                             | 12.2                         | 350                    | 103                             | 91%                        | 1 486                         | 6.9%                        |
| HU          | 21                          | 2 173                      | 9 877                         | 115                             | 2.2%                             | 53.1                         | 186                    | 209                             | 55%                        | 5 344                         | 3.9%                        |
| IE          | 8                           | 1 523                      | 5 253                         | 72                              | 1.6%                             | 47.3                         | 111                    | 74                              | 97%                        | 4 516                         | 1.6%                        |
| IT          | 386                         | n/a                        | n/a                           | 1 098                           | 8.5%                             | n/a                          | 352                    | 1 958                           | 56%                        | 12 909                        | 15.2%                       |
| LT          | 36                          | n/a                        | n/a                           | 184                             | 6.2%                             | n/a                          | 197                    | 240                             | 77%                        | 2 947                         | 8.1%                        |
| LU          | 1                           | 77                         | 16 541                        | 5                               | 3.8%                             | 64.1                         | 258                    | 6                               | 85%                        | 132                           | 4.4%                        |
| LV          | 28                          | 4 012                      | 6 948                         | 261                             | 13.5%                            | 65.1                         | 107                    | 280                             | 93%                        | 1 938                         | 14.5%                       |
| MT          | 0.002                       | 6                          | 393                           | 0.01                            | 0.1%                             | 1.1                          | 374                    | 0.05                            | 13%                        | 12                            | 0.4%                        |
| NL          | 0                           | 0                          | 0                             | 0                               | 0.0%                             | 0.0                          | 0                      | 64                              | 0%                         | 1 822                         | 3.5%                        |
| PL          | 47                          | 14 321                     | 3 296                         | 342                             | 2.4%                             | 23.9                         | 138                    | 485                             | 71%                        | 14 540                        | 3.3%                        |
| PT          | 25                          | n/a                        | n/a                           | 206                             | 5.7%                             | n/a                          | 124                    | 213                             | 96%                        | 3 591                         | 5.9%                        |
| RO          | 42                          | 7 169                      | 5 919                         | 183                             | 1.4%                             | 25.5                         | 232                    | 326                             | 56%                        | 13 414                        | 2.4%                        |
| SE          | 75                          | 5 635                      | 13 297                        | 355                             | 11.8%                            | 63.0                         | 211                    | 609                             | 58%                        | 3 000                         | 20.3%                       |
| SI          | 10                          | 6 951                      | 1 386                         | 46                              | 9.6%                             | 6.6                          | 210                    | 48                              | 96%                        | 478                           | 10.0%                       |
| SK          | 17                          | n/a                        | n/a                           | 158                             | 8.2%                             | n/a                          | 108                    | 189                             | 84%                        | 1 920                         | 9.8%                        |
| UK          | 18                          | 2 876                      | 6 229                         | 338                             | 1.9%                             | 117.5                        | 53                     | 457                             | 74%                        | 17 357                        | 2.6%                        |
| <b>EU28</b> | <b>1 821</b>                | <b>n/a</b>                 | <b>n/a</b>                    | <b>8 798</b>                    | <b>4.9%</b>                      | <b>n/a</b>                   | <b>207</b>             | <b>13 677</b>                   | <b>64%</b>                 | <b>179 145</b>                | <b>7.6%</b>                 |

n/a: not available

Source: own estimates based on national survey data and CAPID (EC (annual) (see Annex 8.4).

### 3 Interaction with Greening and other agri-environment schemes

#### 3.1 Greening and cross-compliance

The main support for agriculture under the CAP is the Pillar 1 direct payments (Single Farm Payment in 2007-2013 and Basic Payment in 2014-2020, now extended to 2022). Organic farmers normally qualify for these payments, and need to meet the Cross-Compliance eligibility conditions, on the same basis as other farmers. In the 2014-2020 programming period, a new concept “Greening” was introduced (EC, undatedb), which represented 30% of the Pillar 1 Basic Payment. Greening was intended to introduce a greater focus on environmental issues in Pillar 1 with three principal requirements:

- crop diversification: a greater variety of crops to make soil and ecosystems more resilient;
- maintaining permanent grassland: to support carbon sequestration and biodiversity;
- ecological focus areas: 5% of arable land dedicated to areas beneficial for biodiversity, for example trees, hedges or land left fallow that improves biodiversity and habitats.

In addition to the conversion and maintenance payments, organic farming qualified *de facto* for Greening, which meant that organic farmers were not obliged to meet the same conditions as other farmers. This was on the basis that organic cropping systems are more diverse per se, with a higher proportion of grassland (temporary leys in the case of arable and horticultural systems) and increased wildlife within crops as well as in field margins<sup>5</sup>.

While organic farmers are not required specifically to provide non-cropped habitat (ecological focus areas), such practices can benefit the farming system by providing refuges for beneficial insects (pest predators and pollinators) and are therefore considered good practice in organic farming. Some of the practices that were approved for ecological focus areas on non-organic farms, including the production of legumes and catch crops without the use of pesticides, and the maintenance of existing landscape elements such as hedges, would also be considered normal practice on organic farms.

Considering these factors, the *de facto* recognition of organic land for Greening was appropriate. Initially, the EC was concerned about the potential for double funding from Greening and organic support payments, but accepted that this should not normally be a problem. There are many other practices and prohibitions (e.g. no synthetic nitrogen fertiliser or herbicides, land-based livestock production) covered by organic regulations that were not requirements for Greening, and that together would have had much greater impact on income foregone calculations.

#### 3.2 Agri-environmental support

Since 1994, organic conversion and maintenance support has been closely aligned with agri-environment-climate (AEC) measures, with a separate legislative basis for organic support only established in 2014. In many countries, organic farming support has continued to be administered as part of agri-environmental support. Data showing the expenditure on AEC measures and the relative value of organic support expenditure (from Table 1) is summarised in the first three rows of Table 2. Most countries allocate at least half as much to organic farming support as they do to other agri-environment support, while a few countries (DK, GR, HR, LT, LV) spending more on organic farming than on other AEC measures. IE, LU, MT, NL and UK spent less than 10% as much on organic farming support, which may be a reflection or explanation of the relatively low uptake of organic farming in these countries. At the EU28 level, 3 893 M€ were spent on AEC measures in 2018, just over twice as much as on organic farming support.

---

<sup>5</sup> It has been suggested, however, that this provision meant that organic farmers were free to plough up permanent grassland, although other administrative constraints would have inhibited this and there is insufficient evidence to show to what extent this was the case in practice.

The relationship between organic support measures and other AEC schemes, and the potential for combinations, is addressed differently between Member States, potentially including:

- participation in other agri-environment schemes excluded as an option for farmers in receipt of organic support;
- participation permitted, but with combined payments not permitted on the same parcel;
- combinations permitted, without restrictions (except in some cases EU defined maximum payment levels – 900€/ha for permanent crops, 600€/ha for annual crops, 450€/ha for permanent grassland);
- combination permitted, but with reduced payments for the agri-environment measure;
- specific agri-environment scheme options developed for organic support recipients to use;
- compulsory combinations included in organic support schemes.

Examples of different AEC options and their combinability with organic farming support are given in Table 2. Our survey only requested data on combinable options. In most cases non-combinable options were not identified. Blank cells in Table 2, therefore, may mean that the option does not exist in a country, or that it does exist but cannot be combined with organic support. We have not attempted to compile a complete list of all AEC options in each country. In a few cases, especially where no AEC combinations with organic were permitted, this information was communicated to us and is included in Table 2. In some cases, combinability indications were only given for groups of measures – these are shown in the header rows for each main section of Table 2.

Where options are combinable, in almost all cases these are open to all farmers and no specific prioritisation is given to organic farmers. Some countries report higher participation in AEC options by organic farmers, but it has not been possible to secure reliable data on this.

In Ireland, the measures for individual bird species (Chough, Breeding waders, Geese, Swans, Hen Harriers, Grey Partridge, Twite) can be implemented on organic farms, but only if the organic payment is not claimed on the land involved. The same is true for the environmental management of fallow land, wild bird cover, riparian margins, protection of archaeological monuments on tillage land and low input permanent pasture options.

In other countries, such as Poland, Hungary, Estonia and parts of Italy (Bolzano, Trento, Veneto, Puglia, Friuli, Liguria and Sicilia) combinations of any agri-environment measures on land receiving organic support are not possible, although in a few of the Italian regions rare breed options can be combined.

While the risk of double funding or exceeding maximum payment thresholds in the EU rural development regulations were cited as reasons for excluding combinations, this meant that opportunities to encourage organic farmers to undertake additional actions to support biodiversity, and to benefit from synergies with the underlying organic management, could be missed.

In other cases (e.g., in Sweden), grassland was not eligible for organic support (although organic livestock husbandry support could be added), but could access agri-environmental support for grassland biodiversity. In Romania, participating in grassland biodiversity options (such as management of grassland for high nature value (HNV) or for species of birds such as small eagles, bustards, *Crex crex*, *Lanius minor* and *Falco vespertinus* and butterflies (*Maculinea* sp.)) was compulsory for grassland receiving organic support.

In Czechia, a number of additional measures going beyond organic minimum standards have been directly integrated into the organic farming support scheme, including grassland mowing frequencies and latest cutting dates and the inclusion of green manures with legumes after arable crops.

**Table 2: Examples of AEC measures that could be combined, or not, with organic farming support, 2014-2020**

| Category/Description                            | AT  | BE | BG | CY | CZ  | DE <sup>e</sup> | DK  | EE | ES <sup>d</sup> | FI  | FR  | GR  | HR  | HU  | IE  | IT <sup>c</sup> | LT  | LU | LV  | MT   | NL | PL  | PT  | RO  | SE  | SI | SK | UK <sup>f</sup> |   |
|-------------------------------------------------|-----|----|----|----|-----|-----------------|-----|----|-----------------|-----|-----|-----|-----|-----|-----|-----------------|-----|----|-----|------|----|-----|-----|-----|-----|----|----|-----------------|---|
| Total AEC (Art. 28) exp. 2018 (M€) <sup>a</sup> | 66  | 35 | 32 | 10 | 124 | 435             | 26  | 30 | 228             | 241 | 443 | 66  | 8   | 153 | 261 | 422             | 12  | 21 | 14  | 0.6  | 66 | 176 | 138 | 119 | 127 | 31 | 21 | 369             |   |
| Total organic (Art. 29) exp. 2018 (M€)          | 121 | 19 | 24 | 4  | 53  | 300             | 41  | 18 | 159             | 56  | 180 | 97  | 33  | 21  | 8   | 386             | 36  | 1  | 28  | .002 | 0  | 47  | 25  | 42  | 75  | 10 | 17 | 18              |   |
| Organic 2018 support as % of AEC                | 42  | 56 | 76 | 36 | 43  | 69              | 161 | 62 | 70              | 23  | 41  | 146 | 398 | 14  | 3   | 92              | 295 | 6  | 205 | 0.4  | 0  | 27  | 18  | 36  | 59  | 31 | 84 | 5               |   |
| <i>Whole farm</i>                               |     |    |    |    |     |                 |     |    |                 |     |     |     |     |     |     |                 |     |    |     |      |    |     |     |     |     |    |    |                 |   |
| Agri-environment plan                           |     | P  |    |    |     |                 |     |    |                 |     |     |     |     |     |     |                 |     |    |     |      |    |     |     |     |     |    |    |                 |   |
| Commonage management plan (IE)                  |     |    |    |    |     |                 |     |    |                 |     |     |     |     |     | P   |                 |     |    |     |      |    |     |     |     |     |    |    |                 |   |
| <i>Arable land</i>                              |     |    |    |    |     |                 |     |    |                 |     |     |     |     |     |     |                 |     |    |     |      |    |     |     |     |     |    |    |                 |   |
| Rare/env. friendly agricultural crops           | P   | P  | P  |    |     |                 | nd  | X  |                 |     | P   | nd  |     | X   |     |                 | X   |    |     | X    | X  | X   | P   |     |     |    | X  | P               |   |
| Extensive/zero input production                 |     |    |    |    |     | P               |     |    |                 |     |     |     |     |     |     | P               |     |    |     |      |    |     |     |     |     | P  |    |                 |   |
| Biodiversity enhancement                        |     |    |    |    |     |                 |     |    |                 | P   |     |     |     |     |     | P               |     |    |     |      |    |     |     |     |     |    |    |                 | P |
| Balanced use of nutrients (budget)              |     |    |    |    |     |                 |     |    |                 | P   |     |     |     |     |     |                 |     |    |     |      |    |     |     |     |     |    |    |                 |   |
| Nmin analysis                                   |     |    |    |    |     |                 |     |    |                 |     |     |     |     |     |     |                 |     |    |     |      |    |     |     |     |     |    |    | P               |   |
| Reduced fertiliser use                          |     |    |    |    |     |                 |     |    |                 |     |     |     |     |     |     |                 |     |    | P   |      |    |     |     |     |     |    |    | P               |   |
| Use of organic manures                          |     |    |    |    |     |                 |     |    |                 |     |     |     |     |     |     | P               |     |    |     |      |    |     |     |     |     |    |    |                 |   |
| Greening of arable land/catch crops             | P   | P  |    |    |     | P               |     |    |                 |     |     |     |     |     | P   |                 |     |    |     |      |    |     |     | X   |     | P  |    |                 |   |
| Undersown cereals                               |     |    |    |    |     |                 |     |    |                 |     |     |     |     |     |     |                 |     |    |     |      |    |     |     |     |     |    |    |                 | S |
| Conversion to grassland                         |     |    |    |    | X   | P               |     |    |                 |     |     |     |     |     |     | P               |     |    |     |      |    |     |     |     |     |    |    |                 |   |
| Use of legumes                                  |     | P  |    |    |     |                 |     |    |                 |     |     |     |     |     |     |                 |     |    |     |      |    |     |     |     |     |    |    |                 |   |
| Managing land for N-leaching                    | P   |    |    |    |     |                 |     |    |                 |     |     |     |     |     |     |                 |     |    |     |      |    |     |     |     |     |    |    |                 | P |
| Winter soil cover                               |     |    |    |    |     | P               |     |    |                 | P   |     |     |     |     |     | P               |     |    |     |      |    |     |     |     |     |    |    | P               | P |
| Preservation of stubbles over winter            |     |    |    |    |     | P               |     |    |                 |     |     |     |     |     |     |                 |     |    | P   |      |    |     |     |     |     |    |    |                 | S |
| Env. management of fallow land                  |     |    |    |    |     |                 |     |    |                 |     |     |     |     |     | X   |                 |     |    |     |      |    |     |     |     |     |    |    |                 |   |
| Flower strips pollinators, butterflies          |     |    |    |    |     |                 |     |    |                 |     |     |     |     |     |     |                 |     |    |     |      |    |     |     |     |     |    | P  |                 | P |
| Intercropping                                   |     |    |    |    |     |                 |     |    |                 |     |     |     |     |     |     | P               |     |    | P   |      |    |     |     |     |     |    |    |                 |   |
| Integrated production                           |     |    |    |    | X   |                 |     |    |                 |     |     |     |     |     |     | X               |     |    |     |      |    |     | X   |     |     |    |    |                 |   |
| Extended rotations                              |     |    |    |    |     | P               |     |    |                 |     |     |     |     |     |     |                 |     |    | P   |      |    |     |     |     |     |    |    |                 |   |
| Slurry incorporation into soil                  | P   |    |    |    |     | P               |     |    |                 | P   |     |     |     |     |     | P               |     |    |     |      |    |     |     |     |     |    |    |                 |   |
| Recycling of nutrients/org. matter              |     |    |    |    |     |                 |     |    |                 | P   |     |     |     |     |     |                 |     |    |     |      |    |     |     |     |     |    |    |                 |   |
| Direct/mulch seeding                            | P   |    |    |    |     | P               |     |    |                 |     |     |     |     |     |     |                 |     |    |     |      |    |     |     |     |     |    |    |                 |   |
| Reduced/zero tillage                            |     | P  |    |    |     | P               |     |    |                 |     |     |     |     |     | P   |                 |     |    | P   |      |    |     |     |     |     |    | P  |                 |   |
| Erosion control strips                          |     | P  |    |    |     | P               |     |    |                 |     |     |     | P   |     |     |                 |     |    |     |      |    |     |     |     |     |    |    |                 |   |
| Soil conservation                               |     |    |    |    |     |                 |     |    |                 |     |     |     |     |     |     |                 |     |    |     |      |    |     |     | P   |     |    |    |                 |   |
| Surface water conservation                      | P   | P  |    |    |     |                 |     |    |                 | P   |     |     |     |     |     |                 |     |    |     |      |    |     |     |     |     |    |    |                 |   |
| Efficient use of water                          |     |    |    |    |     |                 |     |    |                 |     |     |     |     |     |     |                 |     |    |     |      |    |     |     | P   |     |    |    |                 |   |
| Env-friendly ornamental horticulture            |     | P  |    |    |     |                 |     |    |                 |     |     |     |     |     |     |                 |     |    |     |      |    |     |     |     |     |    |    |                 |   |
| Organic cover for hortic., seed pots.           |     |    |    |    |     |                 |     |    |                 | P   |     |     |     |     |     |                 |     |    |     |      |    |     |     |     |     |    |    |                 |   |
| Beneficial organisms in greenhouses             | P   |    |    |    |     |                 |     |    |                 | P   |     |     |     |     |     |                 |     |    |     |      |    |     |     |     |     |    |    |                 |   |
| Restricted depth for archaeology                |     |    |    |    |     |                 |     |    |                 |     |     |     |     |     |     |                 |     |    |     |      |    |     |     |     |     |    |    |                 | P |
| <i>Permanent crops</i>                          |     |    |    |    |     |                 |     |    |                 |     |     |     |     |     |     |                 |     |    |     |      |    |     |     |     |     |    |    |                 |   |
| Use of organic fertilisers                      |     |    |    | nd |     |                 | nd  | X  |                 |     | P   | nd  |     | X   |     |                 | X   |    |     | X    | X  | X   | P   |     |     |    | X  | P               |   |
| Integrated pest management                      |     |    |    |    |     |                 |     |    |                 |     |     |     | P   |     |     | P               |     |    |     |      |    |     |     |     |     |    | P  |                 |   |
| Integrated production                           |     |    |    |    |     |                 |     |    |                 |     |     |     |     |     |     |                 |     |    |     |      |    |     |     | X   |     |    |    |                 |   |
| Maintaining extensive orchards                  |     |    |    |    |     |                 |     |    |                 |     |     |     | P   |     | P   |                 |     |    |     |      |    |     |     | P   |     |    | P  |                 | P |
| Maintaining extensive olive groves              |     |    |    |    |     |                 |     |    |                 |     |     |     | P   |     |     |                 |     |    |     |      |    |     | P   |     |     |    |    |                 |   |
| Erosion protection ground cover                 | P   |    | P  |    |     | P               |     |    |                 |     |     |     | P   |     |     | P               |     |    |     |      |    |     |     |     |     |    | P  |                 |   |

For footnotes see end of Table on next page



| Category/Description                | AT | BE | BG | CY | CZ | DE <sup>e</sup> | DK | EE | ES <sup>d</sup> | FI | FR | GR | HR | HU | IE | IT <sup>c</sup> | LT | LU | LV | MT | NL | PL | PT | RO | SE             | SI | SK | UK <sup>f</sup> |
|-------------------------------------|----|----|----|----|----|-----------------|----|----|-----------------|----|----|----|----|----|----|-----------------|----|----|----|----|----|----|----|----|----------------|----|----|-----------------|
| <i>Grassland</i>                    |    |    |    | nd |    |                 |    | X  |                 |    |    | nd |    | X  |    |                 | X  |    |    | X  | X  | X  | P  |    |                |    |    | P               |
| Surface/low emission slurry spread  | P  |    |    |    |    | P               |    |    |                 |    |    |    |    |    | P  |                 |    |    |    |    |    |    |    |    |                |    |    |                 |
| No silage use                       | P  |    |    |    |    |                 |    |    |                 |    |    |    |    |    |    |                 |    |    |    |    |    |    |    |    |                |    |    |                 |
| Multi-species ley (temporary grass) |    |    |    |    |    |                 |    |    |                 |    |    |    |    |    |    |                 |    |    |    |    |    |    |    |    |                |    |    | S               |
| Traditional hay meadow              |    |    |    |    |    |                 |    |    |                 |    |    |    |    |    |    |                 |    |    |    |    |    |    |    |    |                |    |    |                 |
| Late cutting dates                  |    |    |    |    |    |                 | X  |    |                 |    |    |    |    |    |    |                 |    | P  |    |    |    |    |    |    |                |    |    |                 |
| Natural/high value management       |    | P  | P  |    | P  | P               | X  |    |                 | P  |    |    | P  |    |    | P               |    |    |    |    |    |    |    | P  | P <sup>b</sup> | P  | P  | P               |
| Low input pasture                   |    |    |    |    |    |                 |    |    |                 |    |    |    |    |    | X  |                 |    |    |    |    |    |    |    |    |                |    |    | P               |
| Low stocking rates (0.6-1.4 LU/ha)  |    | P  |    |    |    |                 |    |    |                 |    |    |    |    |    |    |                 |    |    |    |    |    |    | P  |    | P <sup>b</sup> |    |    |                 |
| Mowed mountain grassland            | P  |    |    |    |    |                 |    |    |                 |    |    |    |    |    |    |                 |    |    |    |    |    |    |    |    |                |    |    |                 |
| Grassland buffer zones              |    | P  |    |    |    | P               |    |    |                 |    |    |    |    |    |    | P               | P  |    |    |    |    |    |    |    |                |    |    | P               |
| Seasonal livestock removal          |    |    |    |    |    |                 |    |    |                 |    |    |    |    |    |    |                 |    |    |    |    |    |    |    |    |                |    |    | P               |
| Groundwater protection              | P  |    |    |    |    |                 |    |    |                 |    |    |    |    |    |    |                 |    |    |    |    |    |    |    |    |                |    |    | P               |
| <i>Landscape</i>                    |    |    |    | nd |    |                 |    | X  |                 |    | P  |    |    |    |    |                 | X  |    |    | X  | X  | X  | P  |    |                |    |    | P               |
| Conservation of landscape elements  |    | P  | P  |    |    | P               |    | P  |                 |    |    |    | P  |    | P  | P               |    |    |    |    |    |    |    |    |                |    |    | P               |
| Agroforestry mosaic                 |    |    |    |    |    |                 |    |    |                 |    |    |    |    |    |    |                 |    |    |    |    |    |    | P  |    |                |    |    |                 |
| Grove of native trees               |    |    |    |    |    |                 |    |    |                 |    |    |    |    |    | X  |                 |    |    |    |    |    |    |    |    |                |    |    |                 |
| Preservation of dry stone walls     |    |    |    |    |    |                 |    |    |                 |    |    |    | P  |    | P  |                 |    |    |    |    |    |    |    |    |                |    |    | P               |
| Hedgerow management, new hedge      |    |    |    |    |    | P               |    |    |                 |    |    |    |    |    | P  |                 |    |    |    |    |    |    |    |    |                | P  | P  |                 |
| Management of biodiversity          |    |    |    |    |    | P               |    |    |                 | P  |    | P  | P  |    |    | P               |    |    |    |    |    |    | P  |    |                |    | P  | P               |
| Wildlife boxes (bats, bee, birds)   |    |    |    |    |    |                 |    |    |                 |    |    |    |    |    | P  |                 |    |    |    |    |    |    |    |    |                |    |    |                 |
| Natura 2000 areas                   |    |    |    |    | P  |                 | P  |    | P               |    |    |    |    | P  | P  |                 |    |    |    |    |    |    | P  |    |                | P  | P  |                 |
| Management of wetlands              |    |    |    |    | P  |                 | X  |    |                 | P  |    |    |    |    |    |                 |    |    |    |    |    |    |    |    |                |    |    | P               |
| Moorland drainage control           |    |    |    |    |    | P               |    |    |                 |    |    |    |    |    |    |                 |    |    |    |    |    |    |    |    |                |    |    |                 |
| Riparian margins                    |    |    |    |    |    | P               |    |    |                 |    |    |    |    |    |    |                 |    |    |    |    |    |    |    |    |                |    |    | P               |
| Management for birds                |    | P  |    |    | P  |                 |    |    |                 | P  |    |    | P  | P  | X  |                 |    |    |    |    |    |    |    |    | C              | P  | P  | S               |
| <i>Animals</i>                      |    |    |    | nd |    |                 |    |    |                 |    | P  | nd |    | X  |    |                 | X  |    |    | X  | X  | X  |    |    |                |    |    | P               |
| Rare livestock breeds               | P  | P  | P  |    |    |                 |    | P  | P               | P  |    |    |    |    | P  | P               |    |    |    |    |    |    |    |    |                | P  | P  |                 |
| Animal welfare on pasture           | P  |    |    |    |    |                 |    |    |                 |    |    |    |    |    |    |                 |    |    |    |    |    |    |    |    |                |    |    |                 |
| Animal-friendly housing             | P  |    |    |    |    |                 |    |    |                 |    |    |    |    |    |    |                 |    |    |    |    |    |    |    |    |                |    |    |                 |

Combination status – C: compulsory; P: possible; S: organic specific; X: combinations excluded/no organic support; nd: no data.

<sup>a</sup> Excluding organic support payments. The % data in the third row is for comparison, not share of total AEC expenditure.

<sup>b</sup> In Sweden, no organic payment available for grassland, so AEC combinations possible. An organic livestock husbandry payment is available if livestock are kept.

<sup>c</sup> In Italy, AEC combination options not available in all regions - no combinations possible in Bolzano, Trento, Veneto, Friuli-Venezia Giulia, Apulia. Combinations with integrated production are excluded, and with conservation agriculture are not possible in most regions except Tuscany, Abruzzo, Campania and Calabria.

<sup>d</sup> In Spain, data incomplete. AEC combination options not available in all regions (e.g., not Galicia, Extremadura), in Aragon combinations limited to Natural 2000 areas only.

<sup>e</sup> In Germany, most AEC options combinable in most regions, although availability of AEC options differs, and some combinations excluded in certain regions but not others.

<sup>f</sup> In United Kingdom, most AEC options combinable in most regions, although availability of AEC options differs. England data used for individual measures.

Source: own compilation of survey responses (see Section 1.2).

Very few examples of combinations focused on the use of organic farming methods in sensitive areas (e.g. national parks, Natura 2000) were found, although some specific cases exist, for example the Rhön Biosphere Reserve in Germany where organic farming is encouraged in the context of a nature protection region.

Given that organic farming was originally supported as an agri-environment measure and ongoing support is justified on this basis, combinations with other AEC options might be considered normal. There may be valid reasons where combinations of specific options are excluded, for example where:

- requirements for an option are very similar to organic management, such as restrictions on nitrogen fertiliser or pesticide inputs, and double funding might be involved;
- agri-environment options target land on farms that is not actively farmed, for example specific wildlife habitats, and therefore would not be eligible for organic farming support payments;
- agri-environment options require practices, such as the use of herbicides to control invasive weeds, that are incompatible with organic management – although in these cases there may be opportunities to identify alternative management practices that could be acceptable and deliver similar outcomes.

There may also be a case to include options that are specifically focused on organic farms and the opportunities and challenges that organic management creates. In England, five options were available for this purpose in the 2014-2020 rural development programme (RDP). As an example, the wild bird seed mixture option permitted organic farmers to use cleanings (weed seeds) from grain as part of the seed mixture, whereas non-organic farms could only use harvested grains. Other examples are identified with an S in Table 2.

Schleswig-Holstein in Germany also implemented a specific biodiversity measure for organic farmers, focusing on small elements in arable production including reduced field sizes and wildflower strips on a proportion of the land.

A source of potential conflict in this context is the setting of payment rates for organic farmers undertaking similar measures to non-organic farmers. This relates in particular to the inclusion of organic premium prices to offset the income foregone, which is not required for any other schemes than organic. This can result in payments to organic farmers for undertaking the same options being lower than for non-organic farmers, the argument being that the organic market partly compensates for the action, and non-organic farmers do not have access to this market. While it is true that, for some consumers at least, the environmental benefits associated with organic farming are a reason for their willingness to pay more, for many there are other, more personal reasons such as quality, taste or the desire to avoid pesticide residues, so that the whole of the price premium paid cannot be attributed to the biodiversity or other environmental benefits.

Another source of competitive tension between organic and agri-environmental measures is found in Italy, where in some regions the ability of integrated and conservation agriculture producers to combine other agri-environment options not available to organic farmers, can result in total payments that are higher than the organic payments.

Organic farmers may not even access any premium price and may for legitimate reasons sell products on conventional markets, while still generating the environmental benefits from their organic land management. There is a case that any price premium obtained is more a reflection of the marketing activities undertaken by the farmer, which also involves costs that are not usually included in the income foregone calculations. At the same time, if an agri-environment option involves taking land out of production, for example with wildflower strips, then the full value of the organic crop or livestock no longer produced does become a relevant factor.

Few examples of linkages between organic and other AEC support were identified in Natura 2000 regions and areas with natural constraints (ANCs), which could be an opportunity for future development.

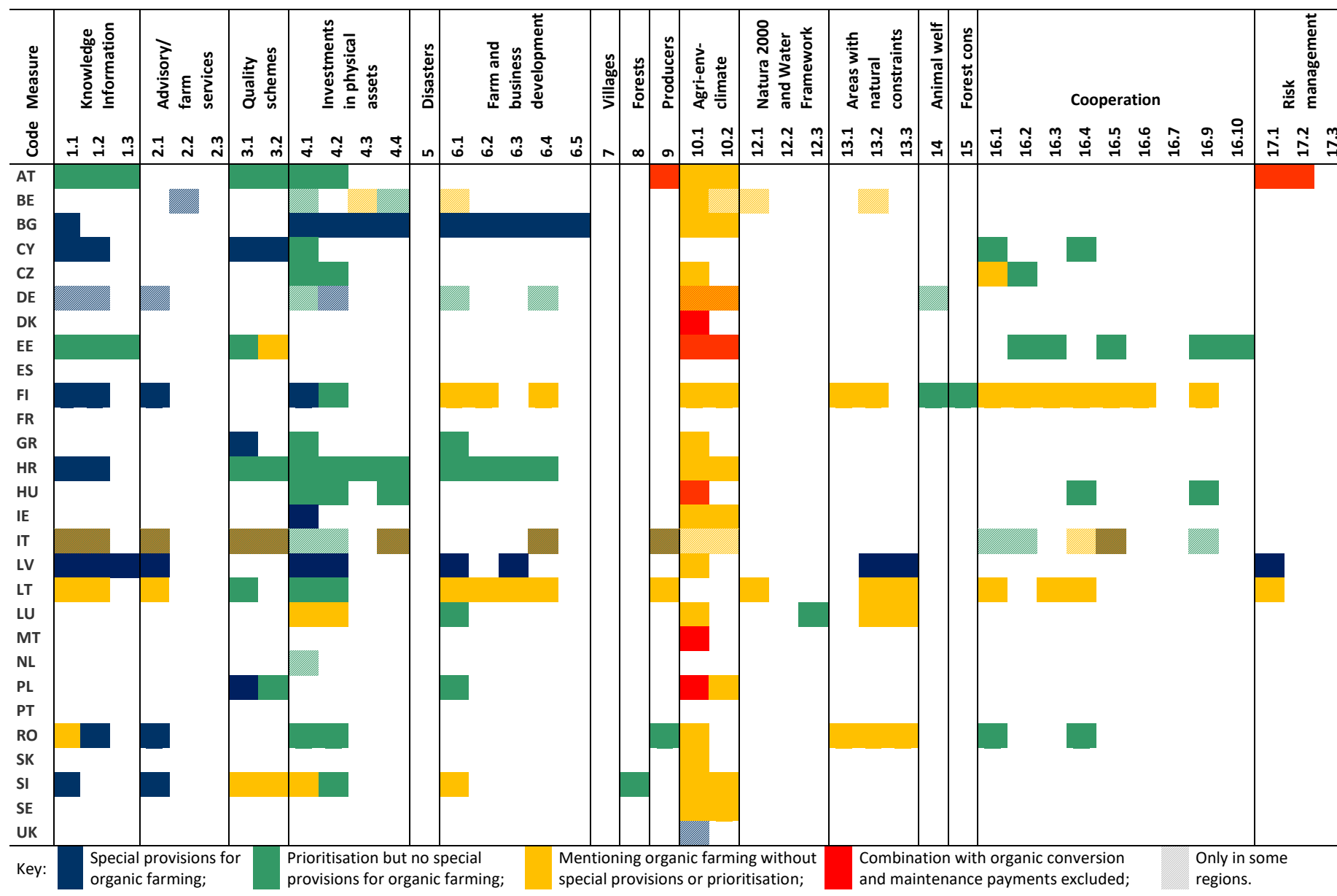
## 4 Other rural development and national support targeting organic farmers

### 4.1 Rural Development Programmes

The data available for other RDP support measures was limited, with responses received from many but not all countries. Special targeting of organic farmers was typically focused on knowledge and information, advice, quality schemes, investments and business development measures (Table 3). In many cases, organic applications were prioritised, but were not otherwise specifically advantaged. In a few cases, as discussed above, combinations of organic support with certain RDP measures, in particular AEC schemes were specifically excluded. Examples of organic farming/food prioritisations identified included:

- organic applications prioritised for scheme access if total funds available become limited, but otherwise eligibility conditions and the support available was the same for all applicants;
- organic businesses qualify for more generous support, for example a higher percentage contribution towards investment grants, or a lower interest rate;
- in a few cases, as in Ireland and Finland, capital grants specifically to support farmers during the conversion process were available;
- RDP-supported training, advice and operational groups specifically targeting organic farmers were available in a number of countries, in a few cases as a compulsory requirement for farmers receiving organic conversion support.

Table 3: Potential for combination of organic farming support with other rural development measures, 2014-2020



For full list of RDP codes (1.1-17.3), see Annex 8.5.

Source: own compilation of survey responses (see Section 1.2).

## 4.2 Other national/regional support measures and schemes

Organic activities were also supported at a national or regional level separately from EU-funded RDPs. The data that we were able to obtain for this part of the report are not comprehensive, but give an impression of some of the activities being undertaken (Annex 8.6). Funding levels are available for a few countries, but as most are missing, we have not completed an expenditure analysis. This data could be made available on request.

All Member States have responsibilities for implementing the EU organic regulations, including systems for accreditation and monitoring of control bodies, as well as delivery of relevant statistics and other information to the EU. These are not specifically highlighted in the Annex, except where additional activities are undertaken. In a number of countries, grants were made to control bodies, or directly to producers, to help offset the costs of certification.

Many or most countries provide some form of institutional capacity building, either for dedicated centres of excellence in public institutions, or for organic organisations to deliver specific services. Support for training and advisory services for farmers and professionals servicing the organic sector is also quite widespread. The availability of educational provision, particularly at college or university level is patchier. Some countries place greater emphasis on information and educational activities in schools and for the general public. In several countries, promotional campaigns, events and awards are also used to promote organic food and farming. The EU promotion funding (EC, undateda) is used in some countries, but requires national co-financing. In the United Kingdom, this was not available, so industry co-funding had to be secured instead.

Some countries, notably Denmark, France, Italy, other Scandinavian and German-speaking countries have placed significant emphasis on public procurement of organic food, for example in school, hospital and public institutional catering.

Marketing and processing initiatives, usually focused on information, market data and supply chain development, including participation in trade fairs such as Biofach (Biofach, 2022), were identified in several countries.

Research is funded in many countries, but usually on a limited scale, with Denmark, France and Germany more engaged. The Core-Organic Eranet (CORE Organic, 2022) proved an important mechanism for supporting international collaboration in research, but ended in 2022.

In many countries, a number or all of these types of activities were integrated into organic action plans (OAPs) – see Section 5 for further information.

## 5 Action plans

Given the range of policy measures that can and have been used to support the development of the organic sector, and multiple goals focusing on public goods such as the environment and on the market for organic products, it is not surprising that integrated organic action plans (OAPs) have become a widely used tool to make more effective use of the support opportunities.

Action plans were implemented in a number of EU Member States (DK, FI, FR, NL, SE) already in the 1990s (Lampkin et al., 1999b), with some countries like Denmark having maintained a succession of plans over more than 30 years. OAPs have been the subject of a detailed study of development, implementation and evaluation options as part of the EU-funded ORGAP project (FIBL, 2013), which generated a review of earlier action plan targets (Schmid, 2013), a manual on the development of OAPs (Schmid et al., 2008), and a toolbox for the evaluation of OAPs (Lampkin et al., 2008). The OAP manual was updated by Meredith et al. (2018) as part of the SME Organics project (Interreg, 2020), which supported the development of eight regional, supply-chain focussed OAPs in different parts of Europe. An evaluation of OAPs in some countries was also undertaken by Sanders et al. (2011).

In Table 4, we have summarised the most recent national action plans currently identifiable, including links to the OAP documents and an indication of OAP history and current key targets in individual countries. OAPs typically have some or all of the following features:

- (1) a status quo analysis of organic sector development, identifying needs and priorities for future development of the sector in the country or region;
- (2) key targets for the OAP outcome, typically focused on share of land area under organic management by a certain date, or less frequently market-related targets such as share of retail sales or share of public procurement;
- (3) the utilisation of a combination of different policy measures, including both supply-push policies such as payments to support conversion or maintenance of organic farming, or demand-pull policies including investments in processing and market development, public procurement and in the promotion of organic products;
- (4) information-oriented measures, including research, education, training and advice, delivered individually or in group contexts by organic specialists or public institutions, and aimed at farmers, students, professionals or the general public. Depending on the context can be considered to have either a supply-push or demand-pull focus.

The key targets set may be real or aspirational – whether sufficient funding has been allocated to achieve the target is often a good indicator of which applies. In many cases, measures identified as part of OAPs are not new national initiatives, but build on existing programmes, such as organic support payments and other rural development support. As such, specific national budgets are often not identified as part of the OAP, although some specific research, information or institutional capacity building measures funded purely nationally may be.

All the current or recent OAPs identified were implemented or ‘owned’ by national or regional governments, in several cases e.g. Denmark, with significant stakeholder involvement. In a few cases, industry led action plans were reported as being under development. This was also the case with some of the SME Organics regional action plans. While industry-led plans may give greater autonomy to the businesses involved, the financing of such OAPs could be challenging.

There appears to be renewed interest in the development of national and regional OAPs, for example in Finland, Ireland, Hungary and BE-Wallonie, linked to the CAP Strategic Plans and the EU’s organic targets for 2030.

At the EU level, a first OAP was implemented in 2004, with a follow-up in 2014 and the third and most recent plan published in 2021 (EC, 2021). These plans tend to be much broader in scope than national OAPs, as they are

not focussed on specific local priorities, and include actions to encourage Member States to make greater use of existing support mechanisms for organic farming, most recently in the context of the CAP Strategic Plans (see Section 6). They have included commitments to increase the availability of EU financial support for research and promotional activities. In the past, they have also tended to focus on actions that can be undertaken by the European Commission itself, in particular with respect to the development of EU organic regulations. Such actions have also included events and awards. The most recent EU OAP was developed to support the delivery of the Green Deal and Farm to Fork and Biodiversity Strategy targets for organic farming, including at least 25% of EU agricultural land to be managed organically by 2030. It is divided into 3 axes:

- (1) stimulate demand and ensure consumer trust;
- (2) stimulate conversion and reinforce the entire value chain;
- (3) encourage organic farming to lead by example, including improving the contribution of organic farming to environmental sustainability.

These are intended to be supported by a focus on research and innovation, with 30% of total EU agricultural research and innovation funding to be allocated to topics specific to or relevant to the organic sector, and by stronger support for organic farming within the new CAP (see Section 6), including technical and farm advisory (AKIS) support.

Table 4: Overview of organic action plans (OAPs) or similar support schemes in EU Member States operating in 2011-2022

| EU Member State/Region  | OAP Status | Current OAP duration | Previous OAPs  | Start of first OAP | Target year | Production targets                                            | Market targets                                                | Budget                           | Further information                                                                                                                                                                                                                                                                                                                                                        |
|-------------------------|------------|----------------------|----------------|--------------------|-------------|---------------------------------------------------------------|---------------------------------------------------------------|----------------------------------|----------------------------------------------------------------------------------------------------------------------------------------------------------------------------------------------------------------------------------------------------------------------------------------------------------------------------------------------------------------------------|
| AT Austria              |            | 2015-2020            | 4              | 2001               |             | > 20% of total UAA organic                                    | More organic products                                         |                                  | <a href="https://info.bmlrt.gv.at/en/topics/agriculture/organic-farming/support-and-action-programs/the-organic-farming-action-programme-of-the-bmlrt.html">https://info.bmlrt.gv.at/en/topics/agriculture/organic-farming/support-and-action-programs/the-organic-farming-action-programme-of-the-bmlrt.html</a> (accessed 24/08/22)                                      |
| BE Vlaanderen           |            | 2018-2022            | 3              | 2000               |             |                                                               |                                                               | 1.4 M€ annually                  | <a href="https://lv.vlaanderen.be/sites/default/files/strategisch_plan_bio_2018_2022.pdf">https://lv.vlaanderen.be/sites/default/files/strategisch_plan_bio_2018_2022.pdf</a> (accessed 24/08/22)                                                                                                                                                                          |
| BE Wallonie             |            | 2021-2030            | 1              | 2013               | 2030        | 30% of total UAA organic                                      |                                                               |                                  | <a href="https://agriculture.wallonie.be/plan-2030">https://agriculture.wallonie.be/plan-2030</a> (accessed 24/08/22)                                                                                                                                                                                                                                                      |
| BG Bulgaria             |            | 2007-2013            | 1              | 2007               |             |                                                               |                                                               |                                  | <a href="https://www.mzh.government.bg/media/filer_public/2018/03/05/national-plan-organic-farming-development-bulgaria.pdf">https://www.mzh.government.bg/media/filer_public/2018/03/05/national-plan-organic-farming-development-bulgaria.pdf</a> (accessed 24/08/22) - 2019-2027 plan under development                                                                 |
| CY Cyprus               |            | None                 | 0              |                    |             |                                                               |                                                               |                                  | No action plan                                                                                                                                                                                                                                                                                                                                                             |
| CZ Czechia              |            | 2016-2020            | 2              | 2004               | 2020        | 15% of total UAA organic, 20% share of arable in organic area | 3% of total food sales, CZ organic 60% of total organic sales |                                  | <a href="https://www.thuenen.de/media/ti-themenfelder/Oekologischer_Landbau/Zukunftsstrategie_Oekolandbau/Oeko-Aktionsplaene_in_Europa/CZ_2016-2020.pdf">https://www.thuenen.de/media/ti-themenfelder/Oekologischer_Landbau/Zukunftsstrategie_Oekolandbau/Oeko-Aktionsplaene_in_Europa/CZ_2016-2020.pdf</a> (accessed 24/08/22)                                            |
| DE Germany <sup>a</sup> |            | 2017-2023            | 0 <sup>b</sup> | 2017               | 2030        | 20% of total UAA organic (30% from 2021)                      |                                                               | 30M€/ year for BÖLN <sup>b</sup> | <a href="https://www.bmel.de/DE/themen/landwirtschaft/oekologischer-landbau/zukunftsstrategie-oekologischer-landbau.html">https://www.bmel.de/DE/themen/landwirtschaft/oekologischer-landbau/zukunftsstrategie-oekologischer-landbau.html</a> (accessed 24/08/22)                                                                                                          |
| DK Denmark              |            | 2018-2021            | 5              | 1995               | 2020        | Double 2007 organic area                                      |                                                               | 30M€ for info, research          | <a href="https://mfvm.dk/fileadmin/user_upload/MFVM/Vaekstplan_for_dansk_oekologi.pdf">https://mfvm.dk/fileadmin/user_upload/MFVM/Vaekstplan_for_dansk_oekologi.pdf</a> (accessed 24/08/22)                                                                                                                                                                                |
| EE Estonia              |            | 2014-2020            | 1              | 2007               | 2020        | Increase to 180 kha organic area                              | Increase processing, 20% regular organic food consumers       |                                  | <a href="https://www.thuenen.de/media/ti-themenfelder/Oekologischer_Landbau/Zukunftsstrategie_Oekolandbau/Oeko-Aktionsplaene_in_Europa/EE_2014-2020_en_.pdf">https://www.thuenen.de/media/ti-themenfelder/Oekologischer_Landbau/Zukunftsstrategie_Oekolandbau/Oeko-Aktionsplaene_in_Europa/EE_2014-2020_en_.pdf</a> (accessed 24/08/22)<br>OF Platform plans 2020-2030 OAP |
| ES Spain                |            | 2014-2016            | 2              | 2007               |             |                                                               |                                                               |                                  | Now more regional action plans, not separately analysed                                                                                                                                                                                                                                                                                                                    |
| FI Finland              |            | 2021-2030            | 1              | 2013               | 2030        | To meet market demand                                         | 5% market share                                               |                                  | <a href="https://julkaisut.valtioneuvosto.fi/bitstream/handle/10024/163626/MMM_2021_21.pdf?sequence=1&amp;isAllowed=y">https://julkaisut.valtioneuvosto.fi/bitstream/handle/10024/163626/MMM_2021_21.pdf?sequence=1&amp;isAllowed=y</a> (accessed 24/08/22)                                                                                                                |
| FR France               |            | 2017-2022            | 2              | 2011               | 2022        | 15% of land area                                              | 22% of procurement                                            |                                  | <a href="https://agriculture.gouv.fr/ambition-bio-2022-plan-dactions-des-acteurs-de-lagriculture-et-de-lalimentation">https://agriculture.gouv.fr/ambition-bio-2022-plan-dactions-des-acteurs-de-lagriculture-et-de-lalimentation</a> (accessed 24/08/22)                                                                                                                  |
| GR Greece               |            | None                 |                |                    |             |                                                               |                                                               |                                  |                                                                                                                                                                                                                                                                                                                                                                            |
| HR Croatia              |            | 2011-2016            | 0              | 2011               | 2016        |                                                               | 30% annual growth in manufacturing; increased exporting       | No funds allocated               | New action plan planned                                                                                                                                                                                                                                                                                                                                                    |



| EU Member State/Region |             | OAP Status | Current OAP duration | Previous OAPs | Start of first OAP | Target year | Production targets                                                                  | Market targets                                     | Budget                               | Further information                                                                                                                                                                                                                                                                                                                                                                                                                                                                                |
|------------------------|-------------|------------|----------------------|---------------|--------------------|-------------|-------------------------------------------------------------------------------------|----------------------------------------------------|--------------------------------------|----------------------------------------------------------------------------------------------------------------------------------------------------------------------------------------------------------------------------------------------------------------------------------------------------------------------------------------------------------------------------------------------------------------------------------------------------------------------------------------------------|
| HU                     | Hungary     |            | 2022-2027            | 1             | 2014               | 2027        | 10% of UAA organic                                                                  | 5% share of total food market organic              | Primarily EU funds                   | <a href="https://biokutatas.hu/en/page/show/new-action-plan-to-help-develop-hungarian-organic-agriculture">https://biokutatas.hu/en/page/show/new-action-plan-to-help-develop-hungarian-organic-agriculture</a> (accessed 24/08/22)<br><a href="http://www.karpatbio.hu/files/3013/9323/0978/Nemzeti_Akciterv_az_kolgiai_Gazdlkods_Fejelesztsrt_vegleges.pdf">http://www.karpatbio.hu/files/3013/9323/0978/Nemzeti_Akciterv_az_kolgiai_Gazdlkods_Fejelesztsrt_vegleges.pdf</a> (accessed 24/08/22) |
| IE                     | Ireland     |            | 2019-2025            | 2             | 2008               | 2025        | Separate targets for each sector (arable, dairy...)<br>7.5% of UAA target in CAP SP |                                                    |                                      | <a href="https://assets.gov.ie/101045/c4a42921-2530-470b-bda3-ac87229c53aa.pdf">https://assets.gov.ie/101045/c4a42921-2530-470b-bda3-ac87229c53aa.pdf</a> (accessed 24/08/22)                                                                                                                                                                                                                                                                                                                      |
| IT                     | Italy       |            | 2016-2020            | 2             | 2005               | 2020        | 20% of total UAA organic                                                            | 5M€ retails sales                                  |                                      | <a href="https://www.politicheagricole.it/flex/cm/pages/ServeBLOB.php/L/IT/IDPagina/10014">https://www.politicheagricole.it/flex/cm/pages/ServeBLOB.php/L/IT/IDPagina/10014</a> (accessed 24/08/22) 2022 Organic Law passed                                                                                                                                                                                                                                                                        |
| LT                     | Lithuania   |            | None                 |               |                    |             |                                                                                     |                                                    |                                      |                                                                                                                                                                                                                                                                                                                                                                                                                                                                                                    |
| LU                     | Luxembourg  |            | 2019-2025            | 7             | 2009               | 2025        | 20% of total UAA organic                                                            |                                                    | '19: 0.2,<br>'20: 3.5,<br>'25:11.4M€ | <a href="https://agriculture.public.lu/de/actualites/dossiers/2021/PAN-Bio-bio2025.html">https://agriculture.public.lu/de/actualites/dossiers/2021/PAN-Bio-bio2025.html</a> (accessed 24/08/22)                                                                                                                                                                                                                                                                                                    |
| LV                     | Latvia      |            | None                 | 1             | 2007               |             |                                                                                     |                                                    |                                      |                                                                                                                                                                                                                                                                                                                                                                                                                                                                                                    |
| MT                     | Malta       |            | None                 | 0             |                    |             |                                                                                     |                                                    |                                      |                                                                                                                                                                                                                                                                                                                                                                                                                                                                                                    |
| NL                     | Netherlands |            | None                 | 3             | 2001               |             |                                                                                     |                                                    |                                      |                                                                                                                                                                                                                                                                                                                                                                                                                                                                                                    |
| PL                     | Poland      |            | 2021-2027            | 3             | 2007               | 2027        | Not identified                                                                      |                                                    |                                      | <a href="https://www.gov.pl/web/rolnictwo/ramowy-plan-dzialan-dla-ywnosci-i-rolnictwa-ekologicznego-w-polsce">https://www.gov.pl/web/rolnictwo/ramowy-plan-dzialan-dla-ywnosci-i-rolnictwa-ekologicznego-w-polsce</a> (accessed 24/08/22)                                                                                                                                                                                                                                                          |
| PT                     | Portugal    |            | 2017-2027            | 0             | 2018               | 2027        | 12% UAA organic (double)                                                            | increase consumption 50%                           |                                      | <a href="https://www.dgadr.gov.pt/estrategia-nacional-para-a-agricultura-biologica">https://www.dgadr.gov.pt/estrategia-nacional-para-a-agricultura-biologica</a> (accessed 24/08/22)                                                                                                                                                                                                                                                                                                              |
| RO                     | Romania     |            |                      |               |                    |             | Only regional plan in Northwest RO:                                                 |                                                    |                                      | <a href="https://www.nord-vest.ro/wp-content/uploads/2016/06/4.NW-Romania-ORGANIC-ACTION-PLAN_NWRDA.pdf">https://www.nord-vest.ro/wp-content/uploads/2016/06/4.NW-Romania-ORGANIC-ACTION-PLAN_NWRDA.pdf</a> (accessed 24/08/22)                                                                                                                                                                                                                                                                    |
| SE                     | Sweden      |            | 2018-2030            | 3             | 2000               | 2030        | 30% UAA organic                                                                     | 60% public procurement                             |                                      | <a href="https://webbutiken.jordbruksverket.se/sv/artiklar/ra1816.html">https://webbutiken.jordbruksverket.se/sv/artiklar/ra1816.html</a> (accessed 24/08/22)                                                                                                                                                                                                                                                                                                                                      |
| SI                     | Slovenia    |            | 2007-2015            | 0             | 2007               | 2015        | 20% of total UAA and farms organic                                                  | 10 % share of SI organic food/drink in total sales |                                      |                                                                                                                                                                                                                                                                                                                                                                                                                                                                                                    |
| SK                     | Slovakia    |            | None                 | 2             | 2006               |             |                                                                                     |                                                    |                                      |                                                                                                                                                                                                                                                                                                                                                                                                                                                                                                    |
| UK                     | N Ireland   |            | None                 | 1             |                    |             |                                                                                     |                                                    |                                      |                                                                                                                                                                                                                                                                                                                                                                                                                                                                                                    |
| UK                     | England     |            | None                 | 1             | 2010               |             |                                                                                     |                                                    |                                      | New plan under development in 2022                                                                                                                                                                                                                                                                                                                                                                                                                                                                 |
| UK                     | Scotland    |            | 2016-2020            | 1             | 2007               |             |                                                                                     |                                                    |                                      | <a href="https://www.gov.scot/publications/organic-ambitions-scotlands-organic-action-plan-2016-2020/">https://www.gov.scot/publications/organic-ambitions-scotlands-organic-action-plan-2016-2020/</a> (accessed 24/08/22)                                                                                                                                                                                                                                                                        |
| UK                     | Wales       |            | None                 | 2             | 1999               |             |                                                                                     |                                                    |                                      |                                                                                                                                                                                                                                                                                                                                                                                                                                                                                                    |

Key:  Current or recent OAP exists;  No current (2022) or recent OAP;  Regional OAPs predominate.

<sup>a</sup> OAPs also implemented in most Bundesländer, see: <https://www.oekolandbau.de/landwirtschaft/biomarkt/oeko-aktionsplaene-der-bundeslaender/> (accessed 24/08/22).

<sup>b</sup> BÖLN (Bundesprogramm Ökologischer Landbau) is not strictly an OAP, but contains elements: <https://www.bundesprogramm.de/wer-wir-sind/ueber-das-bundesprogramm> (accessed 24/08/22).

Source: own compilation of survey responses (see Section 1.2).

## 6 Future plans for 2023-2027 and beyond

The EU Commission published legislative proposals (EC, 2018) for the next phase of the CAP 2021-2027 in 2018. These introduced a major change in EU policy making, with the EU role restricted to funding and objective-setting, and Member States (MS) given a greater role in setting national CAP Strategic Plans (EC, 2022a) and defining their own policy measures to deliver on the needs and priorities identified. For the first time since 1994, no specific organic policy support measure was defined at the EU level, although the Commission signalled in various ways that it expected support for organic farming to be continued. Due to the protracted negotiations, the previous programmes for 2014-2020 were extended to 2022 (EC, 2020b), and the new CAP Strategic Plans are now focussed on the period 2023-2027 (EC, 2022d).

At the time (mid-2022) that this report was finalised, all member states had submitted their CAP Strategic Plans consistent with the final Strategic Plan Regulation (EU, 2021), also taking account of the Biodiversity (EC, 2020a) and Farm to Fork (EC, 2020c) Strategies published by the Commission in 2020, and the EU OAP (EC, 2021). These latter documents set or support a target of 25% of organic land area in the EU to be managed organically by 2030. The Commission has responded (EC, 2022c) to the national CAP Strategic Plans, in several cases suggesting greater ambition for organic targets and support levels.

An early analysis of the CAP Strategic Plans by the Council of the EU (CoE, 2022) concluded that almost all MS were committed to increasing both the certified and the supported organic farming area, with 24 MS setting specific targets to do so. 15 Plans aimed at supporting more than 10% of the national areas, with four of these targeting more than 20%. 11 MS planned to support organic farming as eco-schemes (Pillar 1), with most of the remainder continuing with Pillar 2 schemes. A few were planning support under both instruments, typically with maintenance support as a Pillar 1 eco-scheme and conversion support under Pillar 2. According to a recent researcher-led review of the submitted Plans (Becker et al., 2022), Member States have committed close to 15 billion € to supporting organic farming in the five-year period 2023-2027. At 3 billion € per year on average, this represents a 50% increase on 2018 spending (see Section 2.4). While this may be sufficient to deliver an increase in organic land area to 15% by 2027, it falls short of what might be needed to deliver the 25% target by 2030.

It is likely that a more transformational approach will be needed if the target is to be reached. This includes the engagement of educational, research and advisory institutions that in many countries have kept organic farming at arms' length, relying on more specialist organic sector initiatives, as well as ensuring that sufficient funding is earmarked to support the scale of change that is envisaged. The EU Commission has committed to funding a 3.5-year research project from autumn 2022 (EC, 2022e), which will fully assess the socio-economic and other impacts of delivering the EU's 25% organic land area target by 2030. This will provide an opportunity to assess the organic support policies planned for 2023-2027 and how they compare with the policies implemented in previous periods, as set out in this report and previous publications.

## 7 References

- Becker S, Grajewski R, Rehburg P (2022) Where does the CAP money go?: Design and priorities of the draft CAP Strategic Plans 2023–2027. Thünen Working Paper 191a. Braunschweig: Thünen Institute, located at <[https://www.thuenen.de/media/publikationen/thuenen-workingpaper/ThuenenWorkingPaper\\_191a.pdf](https://www.thuenen.de/media/publikationen/thuenen-workingpaper/ThuenenWorkingPaper_191a.pdf)> [accessed 24/08/22]
- Biofach (2022) Biofach 2023. Nürnberg: Nürnberg Messe GmbH, located at <<https://www.biofach.de/en>> [accessed 24/08/22]
- BMEL (annual) Gemeinschaftsaufgabe zur Verbesserung der Agrarstruktur und des Küstenschutzes (GAK): Berichterstattung zum Vollzug der GAK. Berlin: Bundesministerium für Ernährung und Landwirtschaft, located at <<https://www.bmel-statistik.de/laendlicher-raum-foerderungen/gemeinschaftsaufgabe-zur-verbesserung-der-agrarstruktur-und-des-kuestenschutzes/gak-berichterstattung-2016-bis-2019>> [accessed 24/08/22]
- CoE (1985) Council Regulation (EEC) No 797/85 laying down a system of aid for investments in agricultural holdings and measures to assist farmers in less favoured areas. Official Journal of the European Communities L93(30/3/85):1-13, located at <<https://eur-lex.europa.eu/eli/reg/1985/797/oj>> [accessed 17/08/22]
- CoE (1991) Council Regulation (EEC) No 2092/91 of 24 June 1991 on organic production of agricultural products and indications referring thereto on agricultural products and foodstuffs. Official Journal of the European Communities L198(22.7.91):1-15, located at <<https://eur-lex.europa.eu/legal-content/EN/TXT/?uri=CELEX%3A31991R2092&qid=1660749096549>> [accessed 17/08/22]
- CoE (1992) Council Regulation (EEC) No 2078/92 of the 30 June 1992 on agricultural production methods compatible with the requirements of the protection of the environment and the maintenance of the countryside. Official Journal of the European Communities L215(30.7.92):85-90, located at <<https://eur-lex.europa.eu/legal-content/EN/TXT/?uri=CELEX%3A31992R2078>> [accessed 17/08/22]
- CoE (2007) Council Regulation (EC) No 834/2007 of 28 June 2007 on organic production and labelling of organic products and repealing Regulation (EEC) No 2092/91. Official Journal of the European Union L189(20.7.2007):1-23, located at <<http://data.europa.eu/eli/reg/2007/834/oj>> [accessed 17/08/22]
- CoE (2022) Proposed CAP Strategic Plans: Overview of selected issues. 7022/22. Brussels: Council of the European Union, located at <<https://data.consilium.europa.eu/doc/document/ST-7022-2022-INIT/en/pdf>> [accessed 24/08/22]
- CORE Organic (2022) Coordination of European Transnational Research in Organic Food and Farming Systems. Aarhus: ICROFS, located at <<https://www.coreorganic.org/>> [accessed 24/08/22]
- Destatis (2021) Land- und Forstwirtschaft, Fischerei: Betriebe mit ökologischem Landbau. Landwirtschaftszählung 2020. Fachserie 3 Reihe 2.2.1. Wiesbaden: Statistisches Bundesamt, located at <[https://www.destatis.de/DE/Themen/Branchen-Unternehmen/Landwirtschaft-Forstwirtschaft-Fischerei/Landwirtschaftliche-Betriebe/Publikationen/Downloads-Landwirtschaftliche-Betriebe/oekologischer-landbau-2030221209004.pdf?\\_\\_blob=publicationFile](https://www.destatis.de/DE/Themen/Branchen-Unternehmen/Landwirtschaft-Forstwirtschaft-Fischerei/Landwirtschaftliche-Betriebe/Publikationen/Downloads-Landwirtschaftliche-Betriebe/oekologischer-landbau-2030221209004.pdf?__blob=publicationFile)> [accessed 24/08/22]
- EC (annual) Dashboard Indicators: Organic Production. Brussels: European Commission, located at <<https://agridata.ec.europa.eu/extensions/DashboardIndicators/OrganicProduction.html>> [accessed 17/08/22]
- EC (undateda) Promotion of EU farm products. Brussels: European Commission, located at <[https://agriculture.ec.europa.eu/common-agricultural-policy/market-measures/promotion-eu-farm-products\\_en](https://agriculture.ec.europa.eu/common-agricultural-policy/market-measures/promotion-eu-farm-products_en)> [accessed 24/08/22]

- EC (undatedb) Sustainable land use (greening): Sustainable use of farmland and how this benefits farmers financially. Brussels: European Commission, located at <[https://agriculture.ec.europa.eu/common-agricultural-policy/income-support/greening\\_en](https://agriculture.ec.europa.eu/common-agricultural-policy/income-support/greening_en)> [accessed 17/08/22]
- EC (2008) Commission Regulation (EC) No 889/2008 of 5 September 2008 laying down detailed rules for the implementation of Council Regulation (EC) No 834/2007 on organic production and labelling of organic products with regard to organic production, labelling and control. Official Journal of the European Union L250(18.09.2008):1-84, located at <<http://data.europa.eu/eli/reg/2008/889/oj>> [accessed 17/08/22]
- EC (2018) Proposal for a REGULATION OF THE EUROPEAN PARLIAMENT AND OF THE COUNCIL establishing rules on support for strategic plans to be drawn up by Member States under the Common agricultural policy (CAP Strategic Plans) and financed by the European Agricultural Guarantee Fund (EAGF) and by the European Agricultural Fund for Rural Development (EAFRD) and repealing Regulation (EU) No 1305/2013 of the European Parliament and of the Council and Regulation (EU) No 1307/2013 of the European Parliament and of the Council. COM/2018/392 final. Brussels: European Commission, located at <<https://eur-lex.europa.eu/legal-content/EN/TXT/?uri=COM%3A2018%3A392%3AFIN>> [accessed 24/08/22]
- EC (2020a) Biodiversity strategy for 2030. Brussels: European Commission, located at <[https://environment.ec.europa.eu/strategy/biodiversity-strategy-2030\\_en](https://environment.ec.europa.eu/strategy/biodiversity-strategy-2030_en)> [accessed 24/08/22]
- EC (2020b) CAP transitional regulation: 2021-22. Brussels: European Commission, located at <[https://agriculture.ec.europa.eu/common-agricultural-policy/cap-overview/transitional-regulation\\_en](https://agriculture.ec.europa.eu/common-agricultural-policy/cap-overview/transitional-regulation_en)> [accessed 24/08/22]
- EC (2020c) Farm to Fork strategy: for a fair, healthy and environmentally-friendly food system. Brussels: European Commission, located at <[https://food.ec.europa.eu/horizontal-topics/farm-fork-strategy\\_en](https://food.ec.europa.eu/horizontal-topics/farm-fork-strategy_en)> [accessed 24/08/22]
- EC (2021) Organic action plan. Brussels: European Commission, located at <[https://agriculture.ec.europa.eu/farming/organic-farming/organic-action-plan\\_en](https://agriculture.ec.europa.eu/farming/organic-farming/organic-action-plan_en)> [accessed 24/08/22]
- EC (2022a) CAP Strategic Plans. Brussels: European Commission, located at <[https://agriculture.ec.europa.eu/cap-my-country/cap-strategic-plans\\_en](https://agriculture.ec.europa.eu/cap-my-country/cap-strategic-plans_en)> [accessed 24/08/22]
- EC (2022b) Legislation for the organics sector. Brussels: European Commission, located at <[https://agriculture.ec.europa.eu/farming/organic-farming/legislation\\_en](https://agriculture.ec.europa.eu/farming/organic-farming/legislation_en)> [accessed 17/08/22]
- EC (2022c) Observation letters on CAP strategic plans. Brussels: European Commission, located at <[https://agriculture.ec.europa.eu/cap-my-country/cap-strategic-plans/observation-letters\\_en](https://agriculture.ec.europa.eu/cap-my-country/cap-strategic-plans/observation-letters_en)> [accessed 24/08/22]
- EC (2022d) The new common agricultural policy: 2023-27. Brussels: European Commission, located at <[https://agriculture.ec.europa.eu/common-agricultural-policy/cap-overview/new-cap-2023-27\\_en](https://agriculture.ec.europa.eu/common-agricultural-policy/cap-overview/new-cap-2023-27_en)> [accessed 24/08/22]
- EC (2022e) Transformation scenarios for boosting organic farming and organic aquaculture towards the Farm-to-Fork targets (OrganicTargets4EU). Brussels: European Commission, located at <<https://ec.europa.eu/info/funding-tenders/opportunities/portal/screen/how-to-participate/org-details/999999999/project/101060368/program/43108390/details>> [accessed 24/08/22]
- ENRD (2015) RDP analysis: Support to environment and climate change. M11 Organic Farming. Brussels: European Network for Rural Development, located at <[https://enrd.ec.europa.eu/sites/default/files/rdp\\_analysis\\_m11.pdf](https://enrd.ec.europa.eu/sites/default/files/rdp_analysis_m11.pdf)> [accessed 17/08/22]

- EU (2013) Regulation (EU) No 1305/2013 of the European Parliament and of the Council of 17 December 2013 on support for rural development by the European Agricultural Fund for Rural Development (EAFRD) and repealing Council Regulation (EC) No 1698/2005. Official Journal of the European Union L347(20.12.2013):487-548, located at <<http://data.europa.eu/eli/reg/2013/1305/oj>> [accessed 17/08/22]
- EU (2021) Regulation (EU) 2021/2115 of the European Parliament and of the Council of 2 December 2021 establishing rules on support for strategic plans to be drawn up by Member States under the common agricultural policy (CAP Strategic Plans) and financed by the European Agricultural Guarantee Fund (EAGF) and by the European Agricultural Fund for Rural Development (EAFRD) and repealing Regulations (EU) No 1305/2013 and (EU) No 1307/2013. Official Journal of the European Communities L435(06.12.21):1-186, located at <<http://data.europa.eu/eli/reg/2021/2115/oj>> [accessed 24/08/22]
- Eurostat (annual) Agriculture Statistics Database: Organic farming. Luxembourg: Eurostat, located at <<https://ec.europa.eu/eurostat/web/agriculture/data/database>> [accessed 24/08/22]
- FIBL (2013) Evaluation of the European Action Plan for Organic Food and Farming (ORGAP). Frick: Research Institute of Organic Agriculture (FiBL), located at <<https://www.orgap.org/org-home.html>> [accessed 24/08/22]
- FIBL Statistics (annual) Statistical data on organic agriculture in Europe. Frick: Research Institute of Organic Agriculture (FiBL), located at <<https://statistics.fibl.org/europe.html>> [accessed 24/08/22]
- Häring AM, Dabbert S, Aurbacher J, Bichler B, Eichert C, Gambelli D, Lampkin N, Offermann F, Olmos S, Tuson J, Zanolli R (2004) Organic farming and measures of European agricultural policy. Organic Farming in Europe: Economics and Policy, 11. Stuttgart-Hohenheim: University of Hohenheim, located at <<https://orgprints.org/id/eprint/3092/>> [accessed 17/08/22]
- Houpert A, Botrel Y, (Sénateurs) (2020) Rapport d'information fait au nom de la commission des finances sur les financements publics consacrés à l'agriculture biologique. Paris: Sénat
- Hrabalova A, Handlova J, Koutna K, Zdrahal I (2005) Final report on the development of organic farming in ten selected CEE countries with national report cards. Further Development of Organic Farming Policy in Europe, with Particular Emphasis on EU Enlargement (EUCEEOPF) Project Report. Prague: Research Institute of Agricultural Economics (VUZE), 217 p, located at <<https://orgprints.org/id/eprint/10472/>> [accessed 17/08/22]
- Interreg (2020) SME Organics: Enhancing SME competitiveness and sustainability in the organic sector. Lille: Interreg Europe, located at <<https://projects2014-2020.interregeurope.eu/smeorganics/>> [accessed 24/08/22]
- Lampkin N, Foster C, Padel S (1999a) The policy and regulatory environment for organic farming in Europe: Country reports. Organic Farming in Europe: Economics and Policy, 2. Stuttgart-Hohenheim: University of Hohenheim, located at <<https://orgprints.org/id/eprint/8398/>> [accessed 17/08/22]
- Lampkin N, Foster C, Padel S, Midmore P (1999b) The policy and regulatory environment for organic farming in Europe. Organic Farming in Europe: Economics and Policy, 1. Stuttgart-Hohenheim: University of Hohenheim, located at <<https://orgprints.org/id/eprint/8397/>> [accessed 17/08/22]
- Lampkin N, Schmid O, Dabbert S, Michelsen J, Zanolli R (eds) (2008) Organic action plan evaluation toolbox (ORGAPET) Final output of the ORGAP research project for the European Commission. Aberystwyth, Frick: Institute of Biological, Environmental and Rural Sciences, Aberystwyth University, Research Institute of Organic Agriculture (FiBL)

- Meredith S, Lampkin N, Schmid O (2018) Organic Action Plans: Development, implementation and evaluation, 2nd Edition. Brussels: IFOAM EU Group, located at <<https://orgprints.org/id/eprint/32771/>> [accessed 17/08/22]
- Nieberg H, Kuhnert H (2006) Förderung des ökologischen Landbaus in Deutschland: Stand, Entwicklung und internationale Perspektive. Landbauforschung Völkenrode Sonderheft 295
- Nieberg H, Kuhnert H, Sanders J (2011) Förderung des ökologischen Landbaus in Deutschland: Stand, Entwicklung und internationale Perspektive. 2. Überarbeitete und aktualisierte Auflage. Landbauforschung Völkenrode Sonderheft 347
- Ökolandbau.de (annual) Zahlen zum Öko-Landbau in Deutschland: Ökologisch bewirtschaftete Fläche in Deutschland. Bonn: Bundesanstalt für Landwirtschaft und Ernährung (BLE), located at <<https://www.oekolandbau.de/landwirtschaft/biomarkt/oeko-flaeche-und-oeko-betriebe-in-deutschland/>> [accessed 24/08/22]
- Sanders J, Stolze M, Padel S (eds) (2011) Use and efficiency of public support measures addressing organic farming. Report to the European Commission (DG Agri). Braunschweig: Thünen Institute
- Schmid O (ed) (2013) Organic Action Plans in Europe -: Compilation of results from the EU funded research project ORGAP. Updated version. Frick: FiBL
- Schmid O, Dabbert S, Eichert C, Gonzalez V, Lampkin N, J M, Slabe A, Stokkers R, Stolze M, Stopes C, Wollmuthova P, Vairo D, Zanolli R (2008) Organic Action Plans: Development, implementation and evaluation. A resource manual for the organic food and farming sector. Frick, Brussels: FiBL, IFOAM, located at <<https://orgprints.org/id/eprint/13481/>> [accessed 17/08/22]
- Schwarz G, Nieberg H, Sanders J (2010) Organic Farming Support Payments in the EU. Braunschweig: Thünen Institute. Landbauforschung Sonderheft 339., located at <<https://orgprints.org/id/eprint/18013/>> [accessed 17/08/22]
- Stolze M, Lampkin N, (eds.) (2009) Development of organic farming in Europe. Special Section. Food policy 34(3):237-294, located at <<https://www.sciencedirect.com/journal/food-policy/vol/34/issue/3>> [accessed 17/08/22]
- Tuson J, Lampkin N (2007) Organic farming policy measures in pre-2004 EU Member States and Switzerland, 1997-2004. Further Development of Organic Farming Policy in Europe (EUCEEOPF) Project Report. Aberystwyth: Aberystwyth University

## 8 Annexes

### List of annexes

|                                                                                                                                    |     |
|------------------------------------------------------------------------------------------------------------------------------------|-----|
| <a href="#">8.1 Organic Farming Measure Fiche (2014-2020)</a>                                                                      | 40  |
| <a href="#">8.2 Maintenance support in each country/region in 2011, 2015 and 2019</a>                                              | 50  |
| <a href="#">8.3 Conversion support in each country/region in 2011, 2015 and 2019</a>                                               | 66  |
| <a href="#">8.4 Agreements, hectares supported and expenditure by country, organic status, land use and year</a>                   | 82  |
| <a href="#">8.5 RDP measure code list (2014-2020)</a>                                                                              | 115 |
| <a href="#">8.6 Examples of nationally or regionally funded public measures specifically addressing organic farming, 2015-2019</a> | 117 |
| <a href="#">8.7 Respondents to national data surveys in 2011, 2015 and 2019</a>                                                    | 121 |

## 8.1 Organic Farming Measure Fiche (2014-2020)

Version 20/01/2014

|                                                                                                                        |
|------------------------------------------------------------------------------------------------------------------------|
| <p>Measure fiche</p> <p><b>ORGANIC FARMING</b></p> <p>Measure 11</p> <p>Article 29 of Regulation (EU) No 1305/2013</p> |
|------------------------------------------------------------------------------------------------------------------------|

*This fiche is based on the text of Regulation (EU) No 1305/2013 [EAFRD] and, when relevant, on Regulation (EU) No 1303/2013 [CPR]. Since the Delegated and Implementing Acts supplementing these regulations have not yet been adopted, some modifications to this guidance fiche might be needed after their adoption.*

*This guidance does not represent a binding legal interpretation of Regulation (EU) No 1305/2013. It is therefore essentially non-binding in nature and complements the related legal acts.*

### 1. RATIONALE OF THE MEASURE

The support under this RD measure is to be focused on the conversion to or / and maintenance of organic farming practices with a view to encourage farmers to participate in such schemes, thus answering society's demand for the use of environmentally friendly farm practices.

The measure aims at encouraging farmers to convert from conventional farming methods and to apply organic farming methods as defined in Council Regulation (EC) No 834/2007 as well as to maintain these methods after the initial period of conversion.

In both cases, support is paid for carrying out the environmentally favourable production methods which are intrinsically linked to organic farming.

### 2. WHAT'S NEW IN COMPARISON TO THE PERIOD 2007 – 2013

During the 2007-2013 programming period support for organic farming was part of the compulsory agri-environment measure. For the programming period 2014-2020 it has been proposed to establish a specific voluntary Organic farming measure. This is to recognise the importance of organic farming in contributing to various rural development objectives and priorities.

Moreover, the new legal framework makes groups of farmers eligible for the support under this measure with the possibility of granting higher transaction costs for such groups when compared to individual beneficiaries.



### 3. CONTRIBUTION TO FOCUS AREAS AND CROSS-CUTTING OBJECTIVES

In the rural development context, organic farming is mainly expected to establish and maintain a sustainable management system for agriculture. The farming practices it promotes contribute to improving soil and water quality, to mitigation and adaptation to climate change and to the improvement of the state of biodiversity (e.g. by no use of synthetic plant protection products and synthetic fertilisers, crop rotation, use of organic fertilisers, and improvement to soil organic matter).

The Organic farming measure is expected to contribute to several Union priorities for RD. It is most relevant for the following priorities:

- Priority 4: "Restoring, preserving and enhancing ecosystems related to agriculture and forestry" with a focus on the following areas:
  - a) restoring, preserving and enhancing biodiversity, including in Natura 2000 areas and in areas facing natural or other specific constraints, and high nature value farming, as well as the state of European landscapes (focus area 4a);
  - b) improving water management, including fertiliser and pesticide management (4b);
  - c) preventing soil erosion and improving soil management (4c).
- Priority 5: "Promoting resource efficiency and supporting the shift towards a low carbon and climate resilient economy in agriculture, food and forestry sectors" with a focus on the following area:
  - a) fostering carbon conservation and sequestration in agriculture and forestry (focus area 5e).

### 4. SCOPE, TYPE AND LEVEL OF SUPPORT

#### 4.1. Definition

Following Council Regulation (EC) No 834/2007<sup>1</sup>, "*organic production shall pursue the following general objectives:*

- a) *establish a sustainable management system for agriculture that:*
  - (i) *respects nature's systems and cycles and sustains and enhances the health of soil, water, plants and animals and the balance between them;*
  - (ii) *contributes to a high level of biological diversity;*
  - (iii) *makes responsible use of energy and the natural resources, such as water, soil, organic matter and air;*

<sup>1</sup> Definition given at Article 3 of Regulation (EC) n° 834/2007 on organic production and labelling of organic products, and repealing Regulation (EEC) n°2092/91 (OJ L 189 of 20/07/2007).

*(iv) respects high animal welfare standards and in particular meets animals' species-specific behavioural needs;*

*b) aim at producing products of high quality;*

*c) aim at producing a wide variety of foods and other agricultural products that respond to consumers' demand for goods produced by the use of processes that do not harm the environment, human health, plant health or animal health and welfare."*

#### **4.2. Length of the commitments**

Commitments under this measure shall be undertaken for a period of five to seven years. However, where support is granted for conversion to organic farming methods, a shorter initial period may be determined corresponding to the period of conversion.

For new commitments concerning maintenance directly following the conversion commitment performed in the initial period, Member States may determine a shorter period in their rural development programmes.

In addition, the RD programmes may provide for annual extension after the termination of the initial period of maintenance where support is granted for the maintenance of organic farming practices.

The contracts concerning maintenance and which do not follow directly the conversion commitments must be signed for a period of five to seven years.

#### **4.3. Types of operation**

Support under this measure can be provided for operations falling under two sub-measures:

- conversion to

and/or

- maintenance of

organic farming practices and methods as defined in Council Regulation (EC) No 834/2007.

#### **4.4. Beneficiaries**

There are two possible types of beneficiaries eligible for the support under Organic farming measure:

- Farmers (active farmers<sup>2</sup>).

---

<sup>2</sup> The active farmer provisions under Pillar II start being applicable from the moment they enter into force under Regulation 1307/2013. Member State may, however, anticipate the definition of the active farmer term in order to bring it in place from the beginning of the programming period.

- Groups of farmers.

The eligibility of groups of farmers stems from the potential of such groups to multiply the environmental and climate benefits related to organic farming practices and can play a significant role in providing environmental public goods.

Member States are given flexibility with regard to the eligible forms of groups of farmers which are not defined in the RD Regulation.

Both groups with a legal status and other types of groups (e.g. formed on ad hoc basis) shall be eligible. This can also include producers groups.

For more information on this aspect please refer to point 4.2.1 of the document on the technical guidance for the agri-environment-climate measure<sup>3</sup>.

## 4.5. Eligibility

### 4.5.1. Eligible expenditure

Costs of activities are calculated on the basis of income foregone and additional costs resulting from the commitments made and regarding the conversion to or maintenance of organic farming practices and methods as defined in Organic farming legislation. Fixed costs are not eligible (they can be covered by the investment measures).

In principle, the calculation of the costs of organic farming practices shall be established by comparing them to conventional farming methods.

For further information on eligibility expenditure and methods of calculating payments, please refer to point 4.7.2 of the technical guidance for agri-environment-climate measure. Points 4.7.3 and 4.7.4 of this guidance also apply to organic farming measure.

### 4.5.2. Other eligibility issues

Beneficiaries of the support for Organic farming must respect the baseline conditions and can only be compensated for requirements going beyond these conditions.

The baseline conditions are made of:

- the rules of cross-compliance comprising the statutory management requirements and the standards for good agricultural and environmental conditions as provided for in Council Regulation (EU) No 1306/2013;
- the relevant criteria and minimum activities as established pursuant to the second and third indents of point (c) of Article 4(1) of Regulation (EU) No 1307/2013;
- relevant minimum requirements for fertilisers and plant protection products use;
- other relevant mandatory requirements established by national law.

<sup>3</sup> "Technical elements of agri-environment-climate measure in the programming period 2014-2020", European Commission, DG AGRI, 2013

The support for Organic farming can only be granted to land defined as agricultural area. This also implies that the support shall be granted per hectare. However, in duly justified cases other units than hectares can be used for the purpose of payments' calculation. These do not include payments per livestock units. The threshold for the annual payments set out in Annex I of the RD Regulation would still apply. Conversion to units other than those used in Annex I will be further regulated in the framework of the implementing acts.

While the support per beehives shall be possible, support for organic aquaculture is excluded from the scope of this measure.

The rules of Article 47 of Regulation 1305/2013 also apply to organic farming measure; for more information please refer to point 7.4 of the technical guidance for agri-environment-climate measure.

#### *4.5.3. Application of the rule on non-double funding*

Art.29(4) of the RD Regulation stipulates that "When calculating the payments referred to in the first sub-paragraph, Member States shall deduct the amounts necessary in order to exclude double funding of the practices referred to in Article 43 of Regulation (EU) No 1307/2013".

This provision requires avoiding double funding between the commitments supported under Art.29 and the greening practices rewarded by the 1<sup>st</sup> pillar's green payments.

To avoid double funding, the calculation of income foregone and additional costs resulting from the commitments made under Art.29 shall take into account only those costs and income which are linked to the commitments going beyond the relevant greening practices.

#### **4.6. Targeting and principles with regard to the setting of selection criteria**

It is assumed that potentially all beneficiaries of this measure provide the same environmental benefits as they subject to the same commitments; therefore there is no need to undertake any selection of beneficiaries. And for this reason Regulation (EU) No 1305/2013 does not require establishing selection criteria for organic farming measure.

However, the implementation of the measure may bring particularly important environmental benefits in certain areas and Member States may wish to give a preferential access to the support under this measure to those areas. In this case, they can give preference to the implementation of the commitments in those areas.

For further information on this aspect, please refer to point 5.6 of the guidelines on eligibility conditions and selection criteria<sup>4</sup>.

---

<sup>4</sup> "Draft guidelines on eligibility conditions and selection criteria for the programming period 2014 – 2020", European Commission, DG AGRI, 2013.



#### 4.7. Links to other legislation

The link to other legislation is very important in case of the Organic farming measure as organic farming practices and methods defined in Council Regulation (EC) No 834/2007, and supporting only those commitments going beyond the baseline as described in the point 4.5.2 of this fiche, constitute the basis for granting support under this measure.

The following legislation is of relevance:

- Horizontal Regulation, Chapter I of Title VI (cross-compliance).
- Direct payments Regulation, Art.4(1)(c) (minimum activity, maintenance of agricultural area)
- Council Regulation (EC) No 834/2007 on organic farming and Commission Regulation (EC) No 889/2008 with detailed implementing rules.
- Council Regulation (EC) No 882/2004 on official food and feed controls.

This measure is obviously linked to the Union and national legal frameworks implementing the organic farming policy. Thus, the support provided under this measure underpins the objectives of such specific legislation, and is conditional on the respect of relevant provisions concerning this policy.

#### 4.8. Aid intensity / amount of support

Support under this measure shall be limited to the maximum support rates laid down in Annex I to the RD Regulation:

- 600 EUR per ha per year for annual crops.
- 900 EUR per ha per year for specialized perennial crops.
- 450 EUR per ha per year for other land uses.

The amounts indicated in Annex I to the RD Regulation may be increased in duly substantiated cases taking into account specific circumstances to be justified in the RD programmes.

#### 4.9. Financial aspects

The contribution rates applicable are those lay down in Art. 59 of Regulation 1305/2013.

This measure is among the measures which contribute to the compliance with the requirement stipulated in Article 59(6) of Regulation 1305/2013 and which requires that at least 30% of the total EAFRD contribution to the rural development programme shall be reserved for measures contributing to climate change mitigation and adaptation as well as environmental issues.

Furthermore, this measure can also benefit from a higher co-financing rate (75%) as it contributes to the objectives of environment and climate change mitigation and

adaptation (Article 59(4)(b) of the RD Regulation). In case of the less developed regions, in the outermost regions and in the smaller Aegean islands this co-financing rate can be even higher (85% of the eligible public expenditure) as stipulated in Article 59(3)(a).

The individual beneficiaries (i.e. farmers) of this measure can also be granted compensation for transaction costs, where necessary and justified, of the value of up to 20% of the premium. When the beneficiaries are collective (i.e. groups of farmers) this value can be increased up to 30%.

This higher transaction costs for groups of farmers is linked to additional costs linked to establishing and managing such groups. For further information on transaction costs, please refer to point 4.7.4 of the technical guidance for agri-environment-climate measure.

#### **4.10. Focus on specific issues**

Apart from identifying and defining elements of the baseline, other elements must be defined/included:

- level of premiums: whether they cover all or a part of the calculated amount, their accuracy, their certification by an independent body, sources and dates of the figures used in the calculations.
- the certification of the correctness of the premia calculations shall include a specific references confirming that the proposed premia avoids double funding.

## **5. INDICATORS**

Reference should be made to the Commission Working Paper "Elements of strategic programming for the period 2014-2020", Annex IV.

## **6. VERIFIABILITY AND CONTROLLABILITY**

*Reference to be made to the "Guidelines on verifiability and prevention of errors"*

In order to avoid errors the following elements should be taken into account:

- Clarity of the supported commitments and of the eligibility conditions.
- Avoiding unnecessary eligibility conditions.
- Valid documentary evidence that the beneficiary meets the requirements laid down in Regulation (EC) No 834/2007, established according to the model set out in Annex XII to Regulation (EC) No 889/2008 (documentary evidence provided by Control authorities or Control bodies).
- Exchange of information between the RD Paying Agency and the Control Authority or Control body approved in accordance with Article 27 of Regulation (EC) No 834/2007 on the status of the beneficiary and on the results of

inspections and visits to the operator carried out by the Paying Agency or the Control Authority or Control body.

When designing and implementing this measure, Member States shall consider the existing or potential possibilities to market the output of organic farming methods as organic products.

## 7. TRANSITIONAL ARRANGEMENTS

It shall be possible to undertake new commitments related to organic farming until end 2014 within the framework of the agri-environment measure as defined in Regulation 1698/2005. However, the programming of the new commitments should be done under the new organic farming measure as defined in Regulation 1305/2013. Such commitments, in 2015, will need to be revised according to the provisions of Article 48 of Regulation 1305/2013.

If budget for the period 2007-2013 is still available, Member States can support organic farming in 2014 and 2015 under the rules of Regulation 1698/2005. However, when the measure is supported in 2014 and 2015 under the old rules but with the new financial resources of the period 2014-2020, the co-financing rates of the corresponding new measure (Article 29 of Regulation 1305/2013) shall apply (Article 3(2)(b) of Regulation 1310/2013).

According to the rules of Article 1 of Regulation 1310/2013, Member States may continue to undertake new agri-environmental commitments (organic farming being part of the measure in the period 2007-2013) in 2014 on the basis of Regulation (EC) No 1698/2005, even after the financial resources of the period 2007-2013 are used up, until the adoption of the respective rural development programme for the 2014-2020 programming period.

The commitments carried over from the 2007-2013 programming period can be financed from the financial resources of the new programming period. Requirements are that such possibility is provided for in the new RD programme, the new co-financing rates apply and that the transitional operations are clearly identified in the MS' management and control systems.

## 8. BEST PRACTICES

### 8.1. Strategic approach

Member States should consider a **strategic approach** to organic farming, considering the marketing structures and the specific economic environmental and societal potential of organic farming. This strategic approach may be addressed in the form of a national or regional organic farming action plan, developing a vision for the territory and possibly fixing certain targets. **If any, it should be referenced in the RD programmes.**

The participation of farmers in organic farming can be watered down if it is not fully remunerated by the market, especially at the early years of participation, when additional obligations and additional costs are imposed.

## 8.2. Relation with other RD measures

In the context of RD, in addition to Article 29 ("Organic farming"), a farmer applying organic farming methods can receive support, among others, through Article 16 – "Quality schemes" and through Article 17 - "Investment in physical assets" as long as interventions under these three measures cover different costs. Article 17 can cover the investment related eligibility and costs, Article 16 the new participation in organic food quality schemes.

Other useful measures include knowledge transfer and information actions (Article 14), use of advisory services (Article 15), development of farm and business for small farms (Article 19), and cooperation (Article 35), which supports the development of innovative products, processes, practices, technologies, and cooperation approaches among actors of the food chain.

Obviously, beneficiaries of the support under Organic farming measure are also eligible for the agri-environment-climate payments as long as they commit to carry out commitments going beyond the agri-environment-climate measure's baseline and which differ from the commitments supported under Article 29.

## 8.3. Experience gained in previous programming period

An external study financed by the European Commission<sup>5</sup> (DG AGRI) was carried out in 2011 on the "Use and efficiency of public support measures addressing organic farming".

Its first part provides a comprehensive description of public support measures for organic farming in the EU 27. Its second part consists in a detailed analysis, based on six case studies, of the contribution of these measures to the development of the organic sector and of the presence and coherence of policy strategies.

The study concludes that policy packages are more relevant than the sum of individual policy measures and appear more effective if they are embedded in the general policy development, contain strategic goals and consider directly the needs of the sector.

It also suggests that the development of organic support strategies be based on an in-depth analysis of the relevant bottlenecks for further development (both on the side of production and demand), the specific economic, environmental and societal potential of organic farming, the interplay of different organic support policies, and a balance of different instruments in recognition of the organic farming's dual societal role (public goods from organic land management and specialist markets for organic food).

## 8.4. Linkage with public goods

Introduction or maintenance of organic farming is often, together with extensive farming systems, applied in order to maintain and enhance soil functionality. Support for converting to organic and for maintaining organic management practices is also considered as contributing to the provision of the broad range of public goods, including rural vitality. This is because of the higher labour needs of organic farms, which provide employment opportunities in rural areas.

---

<sup>5</sup> "Use and efficiency of public support measures addressing organic farming", 2011, available at [http://ec.europa.eu/agriculture/external-studies/organic-farming-support\\_en.htm](http://ec.europa.eu/agriculture/external-studies/organic-farming-support_en.htm)



Organic farming methods applied on arable land, permanent grassland and permanent crops can play a role of an accompanying measure in providing proper management in Natura 2000 sites.

According to the Public Goods study published by the Commission<sup>6</sup> organic farming, its maintenance and introduction contribute positively to the following public goods:

- Soil functionality
- Farmland biodiversity
- Water quality
- Air quality
- Agricultural landscapes
- Rural vitality
- Water availability
- Climate stability.

---

<sup>6</sup> "Provision of public goods through agriculture in the European Union", 2009, available at [http://ec.europa.eu/agriculture/analysis/external/public-goods/index\\_en.htm](http://ec.europa.eu/agriculture/analysis/external/public-goods/index_en.htm)

## 8.2 Maintenance support in each country/region in 2011, 2015 and 2019

In the following tables, we have summarised the range or individual rates for different land use and livestock categories, with superscript letters indicating 'row-end' notes in the final column of the Table. The superscript letters restart for each country, and the related notes are therefore only applicable to that country.

The notes also include information on eligibility requirements such as minimum areas or livestock numbers, payment limits or reductions for larger areas where relevant, and on comparability between maintenance and conversion payments. Average 2019 € to national currency ECB exchange rate values have been used to convert rates determined in national currencies for all periods, so as to enable comparison between countries and periods. The relevant values are 1 EUR = PLZ 4.29815, SEK 10.5892, DKK 7.46904, GBP 0.8774, CZK 25.724.

Where only one row of data appears adjacent to the years 2019 and 2015, then there was no change in payment rates during the period.

Where payments are differentiated on a regional basis within a country, the regions have been shown separately and a summary row headed 'All' indicates the range of payments available nationally.

Where no payments are recorded, the value is shown as 0 if zero, as – if no scheme available, or as nd if no data available.

Three columns are included to address specific issues:

- Certification covers whether a contribution towards certification costs is paid separately.
- Funding source covers whether the funds are sourced from CAP Pillar 1 (P1 = fully EU-funded) or Pillar 2 (P2, agri-environmental or organic measures, partly nationally co-financed – see Section 2).
- % of costs covered indicates whether the rates paid fully compensate for the income foregone and additional costs incurred under organic management, based on assessments by national survey respondents (Annex 8.7) or other evidence.

## Maintenance payments, Euro per ha and year, normally from year 3 after conversion start

| ISO code | Country  | Region                 | Year                 | Grassland             | Arable land             | Annual vegetables & herbs | Protected cropping      | Perennials, orchards, fruits         | Vineyards        | Olives           | Beehives (per hive) | Certification        | Funding source                      | % of costs covered                                                                                                                                                                                                                                                                                          | Notes                                                                                                                                                                                                                                                                                                                                                                                                                                                                                                                                                                                                                                     |                                                                                               |
|----------|----------|------------------------|----------------------|-----------------------|-------------------------|---------------------------|-------------------------|--------------------------------------|------------------|------------------|---------------------|----------------------|-------------------------------------|-------------------------------------------------------------------------------------------------------------------------------------------------------------------------------------------------------------------------------------------------------------------------------------------------------------|-------------------------------------------------------------------------------------------------------------------------------------------------------------------------------------------------------------------------------------------------------------------------------------------------------------------------------------------------------------------------------------------------------------------------------------------------------------------------------------------------------------------------------------------------------------------------------------------------------------------------------------------|-----------------------------------------------------------------------------------------------|
| AT       | Austria  | National <sup>f</sup>  | 2019                 | 70, 225 <sup>a</sup>  | 70-230 <sup>b</sup>     | 450, 570 <sup>c</sup>     | 700, 1000 <sup>d</sup>  | 700 <sup>e</sup>                     | 700 <sup>e</sup> | -                | 25                  | - <sup>g</sup>       | P2                                  | <100 <sup>h</sup>                                                                                                                                                                                                                                                                                           | <sup>a</sup> lower rate for stocking rates <0.5 LU/ha; <sup>b</sup> lower rates for fodder crops and fallow if >25% of arable land, then grassland rates apply; <sup>c</sup> higher rate for medicinal herbs, spices and selected flowering plants; <sup>d</sup> higher rate if combined with use of beneficial insects measure; <sup>e</sup> includes essential oil roses; <sup>f</sup> additional payments for landscape elements 6€/ha; <sup>g</sup> 80% of certification (control) costs for new organic farmers only (one-off payment); <sup>h</sup> land area depression: <100ha=100%, 100-300ha=92.5%; 300-1000ha=85%; >1000ha=75% |                                                                                               |
|          |          |                        | 2015                 |                       |                         |                           |                         |                                      |                  |                  |                     |                      |                                     |                                                                                                                                                                                                                                                                                                             |                                                                                                                                                                                                                                                                                                                                                                                                                                                                                                                                                                                                                                           |                                                                                               |
|          |          |                        | 2011                 | 110, 240 <sup>i</sup> | 110-285 <sup>j</sup>    | 450-600 <sup>k</sup>      | 2900, 4200 <sup>l</sup> | 750 <sup>m</sup>                     | 750 <sup>m</sup> | -                | 25                  | nd                   | P2                                  | <100 <sup>h</sup>                                                                                                                                                                                                                                                                                           | <sup>i</sup> min. 2ha or 3ha if alpine pasture with >3LU, lower rate for stocking rates <0.5 LU/ha; <sup>j</sup> min. 2ha, 285 for first 25% of arable area, reduced 240 rate beyond, including fodder crops and fallow (if >25% of arable land, then grassland rates apply to fodder crops only and fallow receives no payment); <sup>k</sup> higher rate if two or more crops per season, includes strawberries; <sup>l</sup> min. 0.3ha, lower rate for polytunnels, higher rate for glasshouses; <sup>m</sup> min. 0.5ha, perennials include essential oil roses;                                                                     |                                                                                               |
| BE       | Belgium  | All                    | 2019                 | 120-200               | 240-400                 | 400-900                   | 400-900                 | 210-900                              | -                | -                | -                   | 0-300 <sup>a,c</sup> | P2                                  | nd                                                                                                                                                                                                                                                                                                          | <sup>a</sup> based on 1ha farm size                                                                                                                                                                                                                                                                                                                                                                                                                                                                                                                                                                                                       |                                                                                               |
|          |          |                        | 2015                 |                       |                         |                           |                         |                                      |                  |                  |                     |                      |                                     |                                                                                                                                                                                                                                                                                                             |                                                                                                                                                                                                                                                                                                                                                                                                                                                                                                                                                                                                                                           |                                                                                               |
|          |          |                        | 2011                 |                       |                         |                           |                         |                                      |                  |                  |                     |                      |                                     |                                                                                                                                                                                                                                                                                                             |                                                                                                                                                                                                                                                                                                                                                                                                                                                                                                                                                                                                                                           |                                                                                               |
|          |          | Flanders               | 2019                 | 120                   | 260 <sup>b</sup>        | 400                       | 400                     | 210                                  | -                | -                | -                   | -                    | 300 <sup>c</sup> -1000 <sup>d</sup> | P2                                                                                                                                                                                                                                                                                                          | nd                                                                                                                                                                                                                                                                                                                                                                                                                                                                                                                                                                                                                                        | <sup>b</sup> including potatoes; <sup>c</sup> per farm minimum; <sup>d</sup> per farm maximum |
|          |          |                        | 2015                 |                       |                         |                           |                         |                                      |                  |                  |                     |                      |                                     |                                                                                                                                                                                                                                                                                                             |                                                                                                                                                                                                                                                                                                                                                                                                                                                                                                                                                                                                                                           |                                                                                               |
|          |          |                        | 2011                 |                       |                         |                           |                         |                                      |                  |                  |                     |                      |                                     |                                                                                                                                                                                                                                                                                                             |                                                                                                                                                                                                                                                                                                                                                                                                                                                                                                                                                                                                                                           |                                                                                               |
| Wallonia | 2019     | 120,200 <sup>f,i</sup> | 240,400 <sup>f</sup> | 400-900 <sup>g</sup>  | 400-900 <sup>g</sup>    | 240-900 <sup>h</sup>      | -                       | -                                    | -                | -                | 0                   | P2                   | 40-90%                              | <sup>f</sup> higher rate ≤ 60ha, reduced on areas >60ha; <sup>g</sup> ≤ 3ha: 900, >3ha to ≤14ha: 750; >14ha: 400; <sup>h</sup> as vegetables for low stem orchards (>250 trees/ha), as arable for tall stem orchards (50-250 trees/ha); <sup>i</sup> min. 0.6LU/ha, max 2.0LU(170kgN)/ha as in organic reg. |                                                                                                                                                                                                                                                                                                                                                                                                                                                                                                                                                                                                                                           |                                                                                               |
|          | 2015     |                        |                      |                       |                         |                           |                         |                                      |                  |                  |                     |                      |                                     |                                                                                                                                                                                                                                                                                                             |                                                                                                                                                                                                                                                                                                                                                                                                                                                                                                                                                                                                                                           |                                                                                               |
|          | 2011     |                        |                      |                       |                         |                           |                         |                                      |                  |                  |                     |                      |                                     |                                                                                                                                                                                                                                                                                                             |                                                                                                                                                                                                                                                                                                                                                                                                                                                                                                                                                                                                                                           |                                                                                               |
|          |          |                        | 2011                 | 75-275 <sup>j</sup>   | 250-450 <sup>k</sup>    | 450-750 <sup>l</sup>      | 450-750 <sup>l</sup>    | 450-750 <sup>l</sup>                 | -                | -                | -                   | nd                   | P2                                  | 31 <sup>m</sup> -79%                                                                                                                                                                                                                                                                                        | <sup>j</sup> incl. fallow land, ≤32ha: 275, 32-64ha: 150; >64ha: 75; <sup>k</sup> ≤32ha: 450, 32-64: 325, >64ha: 250; <sup>l</sup> ≤14ha: 750, >14ha: 450; <sup>m</sup> grassland                                                                                                                                                                                                                                                                                                                                                                                                                                                         |                                                                                               |
| BG       | Bulgaria | National               | 2019                 | 128-218 <sup>a</sup>  | 166 <sup>e</sup><br>168 | 399-405 <sup>b</sup>      | 399                     | 557 <sup>c</sup>                     | 557              | 557              | 25                  | 0                    | P2                                  | 100% <sup>d</sup>                                                                                                                                                                                                                                                                                           | <sup>a</sup> base rate 128€/ha supplemented if at least 1ha grassland per LU by 77€/LU for dairy cattle and buffaloes, 63€/LU for meat cattle and buffaloes, 90€/LU for sheep and goats (milk or meat); <sup>b</sup> essential oils and medicinal crops; <sup>c</sup> includes essential oil roses; <sup>d</sup> applications for new agreements suspended in 2017 due to lack of funding, announced to restart in 2019; <sup>e</sup> rate reduced from 2015 rate 168€ in 2018; <sup>f</sup> oil and medicinal crops                                                                                                                      |                                                                                               |
|          |          |                        | 2015                 |                       |                         |                           |                         |                                      |                  |                  |                     |                      |                                     |                                                                                                                                                                                                                                                                                                             |                                                                                                                                                                                                                                                                                                                                                                                                                                                                                                                                                                                                                                           |                                                                                               |
|          |          |                        | 2011                 | 82                    | 155                     | 267 <sup>f</sup> -357     | 357                     | 418 <sup>c</sup>                     | 418              | 418              | 12                  | 0                    | P2                                  | nd                                                                                                                                                                                                                                                                                                          |                                                                                                                                                                                                                                                                                                                                                                                                                                                                                                                                                                                                                                           |                                                                                               |
| CY       | Cyprus   | National               | 2019                 | 450 <sup>a</sup>      | 380                     | 600                       | 600                     | 750 <sup>b</sup> , 900 <sup>c</sup>  | 900              | 750 <sup>b</sup> | -                   | 3000 <sup>d</sup>    | P2                                  | nd                                                                                                                                                                                                                                                                                                          | Maintenance payments same as conversion. <sup>a</sup> max 33 goats/sheep per ha. If <7.4 sheep or 6.5 goats, then grant calculated proportionally based on 61.2€/sheep and 69.3 €/goat; <sup>b</sup> non-irrigated tree crops; <sup>c</sup> irrigated perennials and tree crops; <sup>d</sup> max per farm per year for 5 years, new entrants only;                                                                                                                                                                                                                                                                                       |                                                                                               |
|          |          |                        | 2015                 |                       |                         |                           |                         |                                      |                  |                  |                     |                      |                                     |                                                                                                                                                                                                                                                                                                             |                                                                                                                                                                                                                                                                                                                                                                                                                                                                                                                                                                                                                                           |                                                                                               |
|          |          |                        | 2011                 | 450                   | 380                     | 750                       | 750                     | 750 <sup>b</sup> , 1000 <sup>c</sup> | 1000             | 750 <sup>b</sup> | -                   | nd                   | P2                                  | 23-100% <sup>e</sup>                                                                                                                                                                                                                                                                                        | <sup>e</sup> due to maximum thresholds in EU agri-environment regs, lowest % for grassland, highest for non-irrigated crops                                                                                                                                                                                                                                                                                                                                                                                                                                                                                                               |                                                                                               |

## Maintenance payments, Euro per ha and year, normally from year 3 after conversion start

| ISO code | Country | Region             | Year | Grassland            | Arable land                       | Annual vegetables & herbs | Protected cropping | Perennials, orchards, fruits       | Vineyards             | Olives          | Beehives (per hive) | Certification   | Funding source              | % of costs covered   | Notes                                                                                                                                                                                                                                                                                                                                                                                                                                                                                                                                                                                                                                                                                                                                                                                                                                                                                                                                                                                                                                                                                                                                  |                                                                                                                                                                                                                                                        |
|----------|---------|--------------------|------|----------------------|-----------------------------------|---------------------------|--------------------|------------------------------------|-----------------------|-----------------|---------------------|-----------------|-----------------------------|----------------------|----------------------------------------------------------------------------------------------------------------------------------------------------------------------------------------------------------------------------------------------------------------------------------------------------------------------------------------------------------------------------------------------------------------------------------------------------------------------------------------------------------------------------------------------------------------------------------------------------------------------------------------------------------------------------------------------------------------------------------------------------------------------------------------------------------------------------------------------------------------------------------------------------------------------------------------------------------------------------------------------------------------------------------------------------------------------------------------------------------------------------------------|--------------------------------------------------------------------------------------------------------------------------------------------------------------------------------------------------------------------------------------------------------|
| CZ       | Czechia | National           | 2019 | 83 <sup>a</sup>      | 69 <sup>c</sup> -180 <sup>b</sup> | 466-583 <sup>d</sup>      | 466                | 417 <sup>f</sup> -779 <sup>e</sup> | 845 <sup>g</sup>      | -               | -                   | 0               | P2                          | 35-100% <sup>h</sup> | Rates are set in € and converted to national currency at variable rates each year. <sup>a</sup> min. 2x per year mowing, by 31/07 and 31/10, variations in mountain area and on steep slopes, min. stocking 0.3 LU/ha perm. grass; <sup>b</sup> includes grass for certified seed, arable area must include post-harvest green manures/catch crops including perennial legumes clover/lucerne (>50% of ley mix) on >20% of area; <sup>c</sup> rotational grass <50% legumes, mowing as for other grass, lower 29€/ha rate for fallow land; <sup>d</sup> fertility building crops as for arable, higher rate for strawberries, 20k plants/ha; <sup>e</sup> min. 500 pome fruit trees, 200 stone fruit trees or 2000 bushes per ha and additional management prescriptions, from year 4 after conversion; <sup>f</sup> extensive orchards 100 trees or 1000 bushes per ha, 2015: 424/ha, lower rate of 165€/ha for landscape elements with <100 trees per ha not intercropped; <sup>g</sup> and hops, min. 1800 vines/ha; <sup>h</sup> vegetables lowest, arable and grass ca. 80%, permanent crops 60 (intensive)-100% (most extensive) |                                                                                                                                                                                                                                                        |
|          |         |                    | 2015 |                      |                                   |                           |                    |                                    |                       |                 |                     |                 |                             |                      |                                                                                                                                                                                                                                                                                                                                                                                                                                                                                                                                                                                                                                                                                                                                                                                                                                                                                                                                                                                                                                                                                                                                        |                                                                                                                                                                                                                                                        |
|          |         |                    | 2011 | 71 <sup>i</sup> , 89 | 155                               | 564                       | 0                  | 510 <sup>j</sup> , 849             | 849                   | -               | -                   | 0               | P2                          | 55-100% <sup>k</sup> |                                                                                                                                                                                                                                                                                                                                                                                                                                                                                                                                                                                                                                                                                                                                                                                                                                                                                                                                                                                                                                                                                                                                        | Maintenance payments same as conversion; <sup>i</sup> lower rate if part farm converted; <sup>j</sup> lower rate for extensive orchards, < 200 trees or 800 bushes per ha; <sup>k</sup> lower for vegetables (55%) and intensive permanent crops (62%) |
|          |         |                    | 2019 | 189-273              | 189-273                           | 300-550                   | 300-3800           | 665-975                            | 675-2855 <sup>n</sup> | -               | -                   | 0-60            | P2                          | nd                   |                                                                                                                                                                                                                                                                                                                                                                                                                                                                                                                                                                                                                                                                                                                                                                                                                                                                                                                                                                                                                                                                                                                                        | Whole farm must be managed organically                                                                                                                                                                                                                 |
| 2015     |         |                    |      |                      |                                   |                           |                    |                                    |                       |                 |                     |                 |                             |                      |                                                                                                                                                                                                                                                                                                                                                                                                                                                                                                                                                                                                                                                                                                                                                                                                                                                                                                                                                                                                                                                                                                                                        |                                                                                                                                                                                                                                                        |
| DE       | Germany | All                | 2011 | 131-204              | 137-204                           | 255-550                   | 255-3500           | 400-864                            | 400-2810              | -               | -                   | 0-40            | P2                          | nd                   |                                                                                                                                                                                                                                                                                                                                                                                                                                                                                                                                                                                                                                                                                                                                                                                                                                                                                                                                                                                                                                                                                                                                        |                                                                                                                                                                                                                                                        |
|          |         |                    | 2019 | 230                  | 230                               | 550                       | 550                | 750                                | 750                   | -               | -                   | 60 <sup>a</sup> | P2                          | nd                   | <sup>a</sup> max. 600€/farm                                                                                                                                                                                                                                                                                                                                                                                                                                                                                                                                                                                                                                                                                                                                                                                                                                                                                                                                                                                                                                                                                                            |                                                                                                                                                                                                                                                        |
|          |         | 2015               |      |                      |                                   |                           |                    |                                    |                       |                 |                     |                 |                             |                      |                                                                                                                                                                                                                                                                                                                                                                                                                                                                                                                                                                                                                                                                                                                                                                                                                                                                                                                                                                                                                                                                                                                                        |                                                                                                                                                                                                                                                        |
|          |         | Baden-Württemberg  | 2011 | 190                  | 190                               | 550                       | 550                | 700                                | 700                   | -               | -                   | 40 <sup>b</sup> | P2                          | <100% <sup>c</sup>   | <sup>b</sup> max. 400€/farm; <sup>c</sup> max total payment 40,000 €/farm                                                                                                                                                                                                                                                                                                                                                                                                                                                                                                                                                                                                                                                                                                                                                                                                                                                                                                                                                                                                                                                              |                                                                                                                                                                                                                                                        |
|          |         |                    | 2019 | 273 <sup>f</sup>     | 273                               | 468                       | 468                | 975                                | 975                   | -               | -                   | 35 <sup>d</sup> | P2                          | <100% <sup>e</sup>   | <sup>d</sup> for max. 15ha/farm; <sup>e</sup> land area depression < 100ha=100%, 100-200ha=90%, >200ha=80%; <sup>f</sup> if >70% of farm is forage, then min. stocking 0.3LU/ha                                                                                                                                                                                                                                                                                                                                                                                                                                                                                                                                                                                                                                                                                                                                                                                                                                                                                                                                                        |                                                                                                                                                                                                                                                        |
|          |         | 2015               |      |                      |                                   |                           |                    |                                    |                       |                 |                     |                 |                             |                      |                                                                                                                                                                                                                                                                                                                                                                                                                                                                                                                                                                                                                                                                                                                                                                                                                                                                                                                                                                                                                                                                                                                                        |                                                                                                                                                                                                                                                        |
|          |         | Bayern             | 2011 | 200 <sup>g</sup>     | 200                               | 400                       | 400                | 400                                | 400                   | -               | -                   | 35 <sup>d</sup> | P2                          | <100% <sup>c</sup>   | <sup>c</sup> max total payment 40,000 €/farm; <sup>g</sup> if >50% of farm is forage, then min. stocking 0.3LU/ha                                                                                                                                                                                                                                                                                                                                                                                                                                                                                                                                                                                                                                                                                                                                                                                                                                                                                                                                                                                                                      |                                                                                                                                                                                                                                                        |
|          |         |                    | 2019 | 210 <sup>h</sup>     | 209                               | 415                       | 415                | 665-750 <sup>i</sup>               | -                     | -               | -                   | 0               | P2                          | nd                   | <sup>h</sup> permanent grassland: no irrigation, improvements, stocking min. 0.5 max 1.4 LU/ha; <sup>i</sup> higher rate for stone and pip fruit, lower rate for perennial berries                                                                                                                                                                                                                                                                                                                                                                                                                                                                                                                                                                                                                                                                                                                                                                                                                                                                                                                                                     |                                                                                                                                                                                                                                                        |
|          |         | 2015               |      |                      |                                   |                           |                    |                                    |                       |                 |                     |                 |                             |                      |                                                                                                                                                                                                                                                                                                                                                                                                                                                                                                                                                                                                                                                                                                                                                                                                                                                                                                                                                                                                                                                                                                                                        |                                                                                                                                                                                                                                                        |
|          |         | Brandenburg/Berlin | 2011 | 131 <sup>j</sup>     | 137                               | 308                       | 308                | 588                                | -                     | -               | -                   | 0               | P2                          | nd                   | 2011: Maintenance payments from year 6; <sup>j</sup> permanent grassland: no irrigation, improvements, stocking min. 0.5 max 1.4 LU/ha                                                                                                                                                                                                                                                                                                                                                                                                                                                                                                                                                                                                                                                                                                                                                                                                                                                                                                                                                                                                 |                                                                                                                                                                                                                                                        |
| 2019     | 234     |                    | 234  | 455                  | 455                               | 975                       | -                  | -                                  | -                     | 52 <sup>k</sup> | P2                  | nd              | <sup>k</sup> max. 715€/farm |                      |                                                                                                                                                                                                                                                                                                                                                                                                                                                                                                                                                                                                                                                                                                                                                                                                                                                                                                                                                                                                                                                                                                                                        |                                                                                                                                                                                                                                                        |
| 2015     |         |                    |      |                      |                                   |                           |                    |                                    |                       |                 |                     |                 |                             |                      |                                                                                                                                                                                                                                                                                                                                                                                                                                                                                                                                                                                                                                                                                                                                                                                                                                                                                                                                                                                                                                                                                                                                        |                                                                                                                                                                                                                                                        |
| Hamburg  | 2011    | 170                | 170  | 300                  | 300                               | 720                       | -                  | -                                  | -                     | 35 <sup>l</sup> | P2                  | nd              | <sup>l</sup> max. 530€/farm |                      |                                                                                                                                                                                                                                                                                                                                                                                                                                                                                                                                                                                                                                                                                                                                                                                                                                                                                                                                                                                                                                                                                                                                        |                                                                                                                                                                                                                                                        |

## Maintenance payments, Euro per ha and year, normally from year 3 after conversion start

| ISO code | Country | Region                 | Year | Grassland                        | Arable land         | Annual vegetables & herbs | Protected cropping  | Perennials, orchards, fruits | Vineyards             | Olives | Beehives (per hive) | Certification   | Funding source | % of costs covered | Notes                                                                                                                                                    |
|----------|---------|------------------------|------|----------------------------------|---------------------|---------------------------|---------------------|------------------------------|-----------------------|--------|---------------------|-----------------|----------------|--------------------|----------------------------------------------------------------------------------------------------------------------------------------------------------|
| DE       | Germany | Hessen                 | 2019 | 190 <sup>m</sup>                 | 260                 | 420                       | 420                 | 750                          | 750                   | -      | -                   | 50 <sup>a</sup> | P2             | nd                 | <sup>a</sup> max. 600€/farm; <sup>m</sup> min. stocking 0.3LU/ha permanent grass                                                                         |
|          |         |                        | 2015 | 170 <sup>m</sup>                 | 170                 | 360                       | 360                 | 560                          | 560                   | -      | -                   | 35 <sup>l</sup> | P2             | nd                 | <sup>l</sup> max. 530€/farm                                                                                                                              |
|          |         |                        | 2011 | 200                              | 200                 | 330                       | 330                 | 675                          | -                     | -      | -                   | 50 <sup>a</sup> | P2             | nd                 | <sup>a</sup> max. 600€/farm                                                                                                                              |
|          |         | Mecklenburg-Vorpommern | 2019 | 150 <sup>m</sup>                 | 150                 | 308                       | 308                 | 588                          | -                     | -      | -                   | 35 <sup>l</sup> | P2             | nd                 | <sup>l</sup> max. 530€/farm; <sup>m</sup> min. stocking 0.3LU/ha permanent grass                                                                         |
|          |         |                        | 2015 | 234                              | 234                 | 390                       | 390                 | 750                          | -                     | -      | -                   | 50 <sup>a</sup> | P2             | nd                 | Arable and grassland rates increased to 273€/ha from 2020; <sup>a</sup> max. 600€/farm                                                                   |
|          |         |                        | 2011 | 137                              | 137                 | 271                       | 271                 | 662                          | -                     | -      | -                   | 35 <sup>l</sup> | P2             | nd                 | <sup>l</sup> max. 530€/farm                                                                                                                              |
|          |         | Niedersachsen/Bremen   | 2019 | 220 <sup>n</sup>                 | 260                 | 400                       | 3800                | 940                          | 940                   | -      | -                   | 50 <sup>a</sup> | P2             | nd                 | <sup>a</sup> max. 600€/farm; <sup>n</sup> Min. stocking 0.3LU/ha on, and no cultivation or conversion to arable of, permanent grass                      |
|          |         |                        | 2015 | 170 <sup>m</sup>                 | 180                 | 300                       | 3500                | 720                          | 720                   | -      | -                   | 35 <sup>l</sup> | P2             | nd                 | <sup>l</sup> max. 530€/farm; <sup>m</sup> min. stocking 0.3LU/ha permanent grass                                                                         |
|          |         |                        | 2011 | 200                              | 200                 | 300                       | 300                 | 720                          | 580-2855 <sup>o</sup> | -      | -                   | 50 <sup>a</sup> | P2             | nd                 | <sup>a</sup> max. 600€/farm; <sup>o</sup> 1065€/ha for steep land >30%, highest rate for steepest land/terraces >50%, both incl. 300€ organic supplement |
|          |         | Nordrhein-Westfalen    | 2019 | 140                              | 140                 | 300                       | 300                 | 610                          | 560-2810 <sup>p</sup> | -      | -                   | 0               | P2             | nd                 | <sup>p</sup> 1020€/ha for steep land >30%, highest rate for steepest land/terraces >50%, both incl. 255€ organic supplement                              |
|          |         |                        | 2015 | 189 <sup>q</sup>                 | 189                 | 324                       | 324                 | 675                          | 675                   | -      | -                   | 40 <sup>r</sup> | P2             | nd                 | <sup>q</sup> if >50% of farm is forage, then min. stocking 0.3LU/forage ha; <sup>r</sup> max 550€/farm                                                   |
|          |         |                        | 2011 | 145 <sup>q</sup>                 | 145                 | 255                       | 255                 | 612                          | 612                   | -      | -                   | 35 <sup>l</sup> | P2             | nd                 | <sup>l</sup> max. 530€/farm                                                                                                                              |
|          |         | Saarland               | 2019 | 230                              | 230                 | 413                       | 413                 | 890                          | 890                   | -      | -                   | 40 <sup>r</sup> | P2             | nd                 | <sup>r</sup> max 550€/farm                                                                                                                               |
|          |         |                        | 2015 | 204                              | 204                 | 360                       | 360                 | 864                          | 864                   | -      | -                   | 35 <sup>l</sup> | P2             | nd                 | <sup>l</sup> max. 530€/farm; Combinations with other agri-environment measures on the same land not permitted                                            |
|          |         |                        | 2011 | 230                              | 230                 | 415                       | 415                 | 750                          | -                     | -      | -                   | 50 <sup>a</sup> | P2             | nd                 | Rates increased from 2020 to 273€/ha grass, arable; 468€/ha veg.; 975€/ha perennials                                                                     |
|          |         | Sachsen                | 2019 | 170                              | 200                 | 300                       | 300                 | 720                          | -                     | -      | -                   | 35 <sup>l</sup> | P2             | nd                 | <sup>l</sup> max. 530€/farm; Combinations with other agri-environment measures on the same land not permitted                                            |
|          |         |                        | 2015 | 234 <sup>m</sup>                 | 234                 | 360                       | 360                 | 750                          | -                     | -      | -                   | 50 <sup>a</sup> | P2             | nd                 | <sup>a</sup> max. 600€/farm; <sup>m</sup> min. stocking 0.3LU/ha permanent grass                                                                         |
|          |         |                        | 2011 | 0 <sup>s</sup> -137 <sup>m</sup> | 0 <sup>s</sup> -137 | 0 <sup>s</sup> -271       | 0 <sup>s</sup> -271 | 0 <sup>s</sup> -662          | -                     | -      | -                   | 0               | P2             | nd                 | <sup>m</sup> min. stocking 0.3LU/ha permanent grass; <sup>s</sup> stop to new agreements from 2011 pending confirmation of EU cofinancing from 2014      |

## Maintenance payments, Euro per ha and year, normally from year 3 after conversion start+A93

|    | Region  | Year      | Grassland | Arable land                            | Annual vegetables & herbs                   | Protected cropping      | Perennials, orchards, fruits | Vineyards                                                                       | Olives                  | Beehives (per hive)     | Certification    | Funding source  | % of costs covered | Notes                                                                                                                                                                                                                                                                                        |                                                                                                                                                                                                                                                                                                                                                                                                                                                                                           |
|----|---------|-----------|-----------|----------------------------------------|---------------------------------------------|-------------------------|------------------------------|---------------------------------------------------------------------------------|-------------------------|-------------------------|------------------|-----------------|--------------------|----------------------------------------------------------------------------------------------------------------------------------------------------------------------------------------------------------------------------------------------------------------------------------------------|-------------------------------------------------------------------------------------------------------------------------------------------------------------------------------------------------------------------------------------------------------------------------------------------------------------------------------------------------------------------------------------------------------------------------------------------------------------------------------------------|
| DE | Germany | Thüringen | 2019      | 210                                    | 210                                         | 360                     | 360                          | 750                                                                             | -                       | -                       | -                | 50 <sup>a</sup> | P2                 | nd                                                                                                                                                                                                                                                                                           | Maintenance payments from 6th year; <sup>a</sup> max. 600€/farm; <sup>1</sup> all new agri-environment applications stopped from 2011 due to lack of funds                                                                                                                                                                                                                                                                                                                                |
|    |         |           | 2015      |                                        |                                             |                         |                              |                                                                                 |                         |                         |                  |                 |                    |                                                                                                                                                                                                                                                                                              |                                                                                                                                                                                                                                                                                                                                                                                                                                                                                           |
|    |         |           | 2011      | 0 <sup>1</sup> -170                    | 0 <sup>1</sup> -170                         | 0 <sup>1</sup> -300     | 0 <sup>1</sup> -300          | 0 <sup>1</sup> -720                                                             | -                       | -                       | -                | 35 <sup>u</sup> | P2                 | nd                                                                                                                                                                                                                                                                                           |                                                                                                                                                                                                                                                                                                                                                                                                                                                                                           |
| DK | Denmark | National  | 2019      | 116-183 <sup>a</sup>                   | 116-183 <sup>a</sup>                        | 116-183 <sup>a</sup>    | 116-183 <sup>a</sup>         | 652-719 <sup>a,b</sup>                                                          | -                       | -                       | -                | - <sup>c</sup>  | P2 from P1         | nd                                                                                                                                                                                                                                                                                           | New organic specific scheme introduced 2014; <sup>a</sup> all land base rate excluding land where pesticides already prohibited and fallow land, lower rate max 100kgN used/ha, higher rate max 60kg N/ha; <sup>b</sup> fruits and berries includes 4000DKK/ha supplement to base rate - eligible list of crops specifies min. plant densities; <sup>c</sup> inspection and certification is performed and financed by the Danish State.                                                  |
|    |         |           | 2015      |                                        |                                             |                         |                              |                                                                                 |                         |                         |                  |                 |                    |                                                                                                                                                                                                                                                                                              |                                                                                                                                                                                                                                                                                                                                                                                                                                                                                           |
|    |         |           | 2011      | 100                                    | 100                                         | 100                     | 100                          | 100                                                                             | -                       | -                       | - <sup>c</sup>   | P1              | 100%               | 2011: Maintenance support is provided to organic farmers as a priority group as part of the Environmental Farming Scheme open to all farmers, originally funded by extensification funds, increasingly under Article 68 of Council Regulation (EC) No. 73/2009 as previous agreements expire |                                                                                                                                                                                                                                                                                                                                                                                                                                                                                           |
| EE | Estonia | National  | 2019      | 25 <sup>a</sup> -85 <sup>b</sup>       | 125 <sup>c</sup>                            | 210 <sup>c,d</sup> -600 | 600                          | 300                                                                             | -                       | -                       | 40               | 0               | P2                 | 100%                                                                                                                                                                                                                                                                                         | <sup>a</sup> permanent grassland with >0.2 grazing animal units per ha, and additional 85€ per unit of grazing livestock (NB dairy cow: 3 units, beef cattle: 1, beef <6m: 0.2, goat >6m: 0.3, sheep >3m: 0.2; sow with piglets: 2.5, finishing pigs: 1.25, poultry: 0.07, quail: 0.01, rabbits: 0.3); <sup>b</sup> higher rate for temp grass <3yrs in arable rotations; <sup>c</sup> 20% extra paid for cereals and potatoes if organic seed used; <sup>d</sup> lower rate for potatoes |
|    |         |           | 2015      |                                        |                                             |                         |                              |                                                                                 |                         |                         |                  |                 |                    |                                                                                                                                                                                                                                                                                              |                                                                                                                                                                                                                                                                                                                                                                                                                                                                                           |
|    |         |           | 2011      | 77 <sup>e,f</sup>                      | 119                                         | 350                     | 350                          | 350                                                                             | -                       | -                       | 32               | 0               | P2                 | nd                                                                                                                                                                                                                                                                                           | <sup>e</sup> grassland, additional livestock payment of EUR 32 per unit of grazing livestock; <sup>f</sup> other livestock payments per head: sows with piglets 211, other pigs 128, poultry 6.4, rabbits 6.4                                                                                                                                                                                                                                                                             |
| ES | Spain   | All       | 2019      | 41-450                                 | 30-853                                      | 41-923                  | 480-1561                     | 60-900                                                                          | 60-900                  | 60-534                  | nd               | nd              | P2                 | <100%                                                                                                                                                                                                                                                                                        |                                                                                                                                                                                                                                                                                                                                                                                                                                                                                           |
|    |         |           | 2015      |                                        |                                             |                         |                              |                                                                                 |                         |                         |                  |                 |                    |                                                                                                                                                                                                                                                                                              |                                                                                                                                                                                                                                                                                                                                                                                                                                                                                           |
|    |         |           | 2011      | 0-238                                  | 44-600                                      | 68-540                  | 259-2008                     | 68-977                                                                          | 80-1126                 | 95-429                  | nd               | nd              | P2                 | <100%                                                                                                                                                                                                                                                                                        |                                                                                                                                                                                                                                                                                                                                                                                                                                                                                           |
|    |         | Andalucía | 2019      | 82 <sup>a1</sup> , 85 <sup>a2</sup>    | 151 <sup>a3</sup> , 533 <sup>a4</sup>       | 540 <sup>a5</sup>       | 540 <sup>a5</sup>            | 216 <sup>a6</sup> , 350 <sup>a7</sup>                                           | 240 <sup>a8</sup>       | 250                     | 8 <sup>a16</sup> | -               | P2                 | <100% <sup>a9</sup>                                                                                                                                                                                                                                                                          | <sup>a1</sup> other livestock, stocking rate min. 0.1, max. 1LU/ha; <sup>a2</sup> poultry, stocking rate min. 0.5, max. 1LU/ha; <sup>a1,a3</sup> min. 10ha; <sup>a4</sup> rice, min. 0.5ha; <sup>a5</sup> min. 0.2ha; <sup>a6</sup> dry fruits and nuts, min. 1ha; <sup>a7</sup> irrigated fruits, min. 0.5ha; <sup>a8</sup> min. 0.5ha; <sup>a9</sup> max. 50 000€/farm; <sup>a16</sup> min. 50 hives                                                                                    |
|    |         |           | 2011      | 181 <sup>a1</sup> , 224 <sup>a10</sup> | 165, 322 <sup>a11</sup> , 540 <sup>a4</sup> | 540                     | 540                          | 111 <sup>a6</sup> , 325 <sup>a12</sup> , 459 <sup>a13</sup> , 530 <sup>a7</sup> | 207, 540 <sup>a14</sup> | 244, 333 <sup>a15</sup> | 0 <sup>a16</sup> | nd              | P2                 | nd                                                                                                                                                                                                                                                                                           | 2011 maintenance payments start year 4, min. areas: arable, olives, vineyards, cotton, poultry 1ha, vegetables 0.25ha, other livestock 15ha pastures and forage. <sup>a10</sup> poultry, stocking rate min. 0.5LU/ha, max 1.8; <sup>a11</sup> lucerne; <sup>a12</sup> cotton; <sup>a13</sup> citrus; <sup>a14</sup> table grapes, min. 0.25ha; <sup>a15</sup> on 8-35% slopes; <sup>a16</sup> no extra for organic                                                                        |

## Maintenance payments, Euro per ha and year, normally from year 3 after conversion start

| Region    |                   | Year                     | Grassland                                                                             | Arable land                                                 | Annual vegetables & herbs                                    | Protected cropping                                                                                     | Perennials, orchards, fruits                                 | Vineyards                 | Olives                | Beehives (per hive)   | Certification | Funding source       | % of costs covered                                                                                                                                                                                                                                                                                                                                | Notes                                                                                                                                                                                                                                                                                                                                                                                                                                                                                                                                                                                                                                                                                                                                                                                                                                                                                                                                                                                                                                                                                                                                                                                     |                                                                                                                                                                                                                                                     |                                                                                                                                                                                   |
|-----------|-------------------|--------------------------|---------------------------------------------------------------------------------------|-------------------------------------------------------------|--------------------------------------------------------------|--------------------------------------------------------------------------------------------------------|--------------------------------------------------------------|---------------------------|-----------------------|-----------------------|---------------|----------------------|---------------------------------------------------------------------------------------------------------------------------------------------------------------------------------------------------------------------------------------------------------------------------------------------------------------------------------------------------|-------------------------------------------------------------------------------------------------------------------------------------------------------------------------------------------------------------------------------------------------------------------------------------------------------------------------------------------------------------------------------------------------------------------------------------------------------------------------------------------------------------------------------------------------------------------------------------------------------------------------------------------------------------------------------------------------------------------------------------------------------------------------------------------------------------------------------------------------------------------------------------------------------------------------------------------------------------------------------------------------------------------------------------------------------------------------------------------------------------------------------------------------------------------------------------------|-----------------------------------------------------------------------------------------------------------------------------------------------------------------------------------------------------------------------------------------------------|-----------------------------------------------------------------------------------------------------------------------------------------------------------------------------------|
| ES        | Spain             | Aragón                   | 2019                                                                                  |                                                             | 93-214 <sup>b2</sup> ,                                       |                                                                                                        | 119 <sup>b6</sup> ,                                          |                           |                       |                       |               |                      |                                                                                                                                                                                                                                                                                                                                                   | 2019, 2015 and 2011 maintenance payments start year 6, min. areas normally 0.5ha (except cereals). Additional crop payments for income reductions due to harvest losses (HL) and use of biological controls (BC) to reduce use of plant protection products shown as higher value for each category, with details in notes (2011 no data on additional payments or other variations). <sup>b1</sup> with livestock, 210€/LU, max. 1LU/ha, min. 10 cows/horses, 50 sheep/goats; <sup>b2</sup> non-irrigated, min. 5ha, cereals rate varies with yields, rate shown for 2.5t/ha, rate varies by 3.5/ha for each 0.1t/ha yield difference, in range 1.5-2.7t/ha, HL >15% income loss 81/ha, BC 40/ha; <sup>b3</sup> irrigated, min.5ha, HL >15% income loss 146/ha, BC 72/ha; <sup>b4</sup> rice, HL >20% income loss 319/ha, BC 123/ha; <sup>b5</sup> field vegetables, HL>15% income loss 70/ha, BC 49/ha, <sup>b6</sup> dry fruit and nuts; <sup>b7</sup> irrigated fruit, HL>10% income loss 468/ha, BC 65/ha; <sup>b8</sup> HL>20% income loss 268/ha, BC 29/ha; <sup>b9</sup> HL>20% income loss 225/ha, BC 42/ha; <sup>b10</sup> included in area payments; <sup>b11</sup> arid zones |                                                                                                                                                                                                                                                     |                                                                                                                                                                                   |
|           |                   |                          | 2015                                                                                  | 210 <sup>b1</sup>                                           | 136-354 <sup>b3</sup> ,<br>411-853 <sup>b4</sup>             | 365-484 <sup>b5</sup>                                                                                  | -                                                            | 365-898 <sup>b7</sup>     | 229-526 <sup>b8</sup> | 267-534 <sup>b9</sup> | -             | - <sup>b10</sup>     | P2                                                                                                                                                                                                                                                                                                                                                |                                                                                                                                                                                                                                                                                                                                                                                                                                                                                                                                                                                                                                                                                                                                                                                                                                                                                                                                                                                                                                                                                                                                                                                           | nd                                                                                                                                                                                                                                                  |                                                                                                                                                                                   |
|           |                   | 2011                     | 210 <sup>b1</sup>                                                                     | 93 <sup>b2</sup> , 136 <sup>b3</sup> ,<br>411 <sup>b4</sup> | 365 <sup>b5</sup>                                            | -                                                                                                      | 119 <sup>b6</sup> , 365 <sup>b7</sup>                        | 229, 611 <sup>b11</sup>   | 267                   | nd                    | nd            | P2                   | nd                                                                                                                                                                                                                                                                                                                                                |                                                                                                                                                                                                                                                                                                                                                                                                                                                                                                                                                                                                                                                                                                                                                                                                                                                                                                                                                                                                                                                                                                                                                                                           |                                                                                                                                                                                                                                                     |                                                                                                                                                                                   |
|           |                   | Asturias                 | 2019                                                                                  | 100 <sup>c7</sup> , 220 <sup>c8</sup> ,                     |                                                              | 480                                                                                                    | 480                                                          | 320 <sup>c10</sup> , 720  | 360                   | nd                    | 24            | nd                   | P2                                                                                                                                                                                                                                                                                                                                                |                                                                                                                                                                                                                                                                                                                                                                                                                                                                                                                                                                                                                                                                                                                                                                                                                                                                                                                                                                                                                                                                                                                                                                                           | nd                                                                                                                                                                                                                                                  | Maintenance payments 80% of conversion. <sup>c7</sup> other livestock; <sup>c8</sup> meat beef, sheep, goats; <sup>c9</sup> dairy beef, sheep, goats; <sup>c10</sup> cider apples |
|           |                   |                          | 2015                                                                                  | 240 <sup>c9</sup>                                           | 145                                                          | 480                                                                                                    | 480                                                          | 320 <sup>c10</sup> , 720  | 360                   | nd                    | 24            | nd                   | P2                                                                                                                                                                                                                                                                                                                                                |                                                                                                                                                                                                                                                                                                                                                                                                                                                                                                                                                                                                                                                                                                                                                                                                                                                                                                                                                                                                                                                                                                                                                                                           | nd                                                                                                                                                                                                                                                  |                                                                                                                                                                                   |
|           |                   | 2011                     | 180 <sup>c1</sup>                                                                     | 145 <sup>c2</sup>                                           | 480 <sup>c3</sup>                                            | 480 <sup>c4</sup>                                                                                      | 720 <sup>c5</sup>                                            | 360 <sup>c6</sup>         | -                     | 6                     | nd            | P2                   | nd                                                                                                                                                                                                                                                                                                                                                |                                                                                                                                                                                                                                                                                                                                                                                                                                                                                                                                                                                                                                                                                                                                                                                                                                                                                                                                                                                                                                                                                                                                                                                           | 2011 maintenance payments from year 6. <sup>c1</sup> with cattle, min. 2 ha, max. 40ha; <sup>c2</sup> min. 0.5ha; <sup>c3</sup> min. 0.12ha; <sup>c4</sup> min. 0.08ha; <sup>c5</sup> min. 1ha if irrigated, 0.3ha if not; <sup>c6</sup> min. 0.3ha |                                                                                                                                                                                   |
|           | Balears           | 2019                     | 200                                                                                   | 172 <sup>d2</sup> , 256 <sup>d3</sup> ,                     | 449                                                          | 619                                                                                                    | 172 <sup>d7</sup> , 538 <sup>d9</sup> ,                      | 362, 585 <sup>d11</sup>   | 515                   | nd                    | nd            | P2                   | nd                                                                                                                                                                                                                                                                                                                                                | 2015, 2019 maintenance same rate as conversion. <sup>d1</sup> min. 2ha; <sup>d2</sup> not irrigated, min. 2ha; <sup>d3</sup> irrigated min. 0.5ha; <sup>d4</sup> rice min. 0.25ha; <sup>d5</sup> min. 0.25ha; <sup>d6</sup> min. 0.15ha; <sup>d7</sup> dry fruits, vineyards, olives min.1ha; <sup>d8</sup> citrus, <sup>d9</sup> pome fruits; <sup>d10</sup> stone fruits; <sup>d11</sup> min. 0.5ha; <sup>d12</sup> table grapes min. 0.25ha; <sup>d12</sup> payment depression: 40-80 ha 60%, >80ha 30%; 2011 maintenance payments from year 6.                                                                                                                                                                                                                                                                                                                                                                                                                                                                                                                                                                                                                                        |                                                                                                                                                                                                                                                     |                                                                                                                                                                                   |
|           |                   | 2015                     | 200                                                                                   | 610 <sup>d4</sup>                                           | 449                                                          | 619                                                                                                    | 611 <sup>d10</sup> , 617 <sup>d8</sup>                       | 362, 585 <sup>d11</sup>   | 515                   | nd                    | nd            | P2                   | nd                                                                                                                                                                                                                                                                                                                                                |                                                                                                                                                                                                                                                                                                                                                                                                                                                                                                                                                                                                                                                                                                                                                                                                                                                                                                                                                                                                                                                                                                                                                                                           |                                                                                                                                                                                                                                                     |                                                                                                                                                                                   |
|           | 2011              | 44-148 <sup>d1,d12</sup> | 41-137 <sup>d2,d12</sup> ,<br>64-213 <sup>d3,d12</sup> ,<br>152-508 <sup>d4,d12</sup> | 112-374 <sup>d5,d12</sup>                                   | 155-516 <sup>d6,d12</sup>                                    | 134-448 <sup>d8,d12</sup> ,<br>153-509 <sup>d9,d12</sup> ,<br>155-515 <sup>d10,d12</sup>               | 91-302 <sup>d7,d12</sup> ,<br>146-488 <sup>d11,d12</sup>     | 129-429 <sup>d7,d12</sup> | nd                    | nd                    | P2            | <100% <sup>d12</sup> |                                                                                                                                                                                                                                                                                                                                                   |                                                                                                                                                                                                                                                                                                                                                                                                                                                                                                                                                                                                                                                                                                                                                                                                                                                                                                                                                                                                                                                                                                                                                                                           |                                                                                                                                                                                                                                                     |                                                                                                                                                                                   |
|           | Canarias          | 2019                     |                                                                                       | 118 <sup>e2</sup> , 184 <sup>e3</sup>                       | 349                                                          | 595, 600 <sup>e12</sup>                                                                                | 131 <sup>e2</sup> , 275 <sup>e6</sup> ,                      | 354                       | -                     | nd                    | nd            | P2                   | nd                                                                                                                                                                                                                                                                                                                                                | <sup>e1</sup> livestock stocking rate min 0.1 LU/ha max 0.5 LU/ha; <sup>e2</sup> not irrigated; <sup>e3</sup> irrigated; <sup>e4</sup> min. 0.05ha; <sup>e5</sup> dry fruits and nuts; <sup>e6</sup> pome fruits; <sup>e7</sup> stone fruits; <sup>e8</sup> citrus; <sup>e9</sup> bananas; <sup>e10</sup> for wine, min 0.5ha; <sup>e11</sup> table grapes; <sup>e12</sup> tomatoes; 2011 maintenance payments from year 6, minimum areas normally 0.1ha.                                                                                                                                                                                                                                                                                                                                                                                                                                                                                                                                                                                                                                                                                                                                 |                                                                                                                                                                                                                                                     |                                                                                                                                                                                   |
|           |                   | 2015                     | 118 <sup>e2</sup> , 184 <sup>e3</sup>                                                 | 118 <sup>e2</sup> , 184 <sup>e3</sup>                       | 349                                                          | 595, 600 <sup>e12</sup>                                                                                | 384 <sup>e7</sup> , 529 <sup>e8</sup> ,<br>900 <sup>e9</sup> | 354                       | -                     | nd                    | nd            | P2                   | nd                                                                                                                                                                                                                                                                                                                                                |                                                                                                                                                                                                                                                                                                                                                                                                                                                                                                                                                                                                                                                                                                                                                                                                                                                                                                                                                                                                                                                                                                                                                                                           |                                                                                                                                                                                                                                                     |                                                                                                                                                                                   |
|           | 2011              | 120 <sup>e1</sup>        | 71 <sup>e2</sup> , 129 <sup>e3</sup>                                                  | 258                                                         | 259 <sup>e4</sup>                                            | 85 <sup>e5</sup> , 210 <sup>e6</sup> ,<br>311 <sup>e7</sup> , 436 <sup>e8</sup> ,<br>890 <sup>e9</sup> | 191 <sup>e10</sup> , 439 <sup>e11</sup>                      | -                         | nd                    | nd                    | P2            | nd                   |                                                                                                                                                                                                                                                                                                                                                   |                                                                                                                                                                                                                                                                                                                                                                                                                                                                                                                                                                                                                                                                                                                                                                                                                                                                                                                                                                                                                                                                                                                                                                                           |                                                                                                                                                                                                                                                     |                                                                                                                                                                                   |
| Cantabria | 2019              |                          | 181                                                                                   | 500                                                         | 600                                                          | 500, 600 <sup>f9</sup>                                                                                 | 228                                                          | nd                        | 40                    | nd                    | P2            | nd                   | Minimum areas normally 1ha. <sup>f1</sup> with livestock, stocking rates nd; <sup>f2</sup> min. 2ha; <sup>f3</sup> min. 0.25ha; <sup>f4</sup> min. 0.05ha; <sup>f5</sup> dry fruit and nuts; <sup>f6</sup> pome fruit irrigated min 0.5ha; <sup>f7</sup> stone fruit irrigated min. 0.5ha; <sup>f8</sup> table grapes; <sup>f9</sup> small fruits |                                                                                                                                                                                                                                                                                                                                                                                                                                                                                                                                                                                                                                                                                                                                                                                                                                                                                                                                                                                                                                                                                                                                                                                           |                                                                                                                                                                                                                                                     |                                                                                                                                                                                   |
|           | 2015              | 180                      | 181                                                                                   | 500                                                         | 600                                                          | 500, 600 <sup>f9</sup>                                                                                 | 228                                                          | nd                        | 40                    | nd                    | P2            | nd                   |                                                                                                                                                                                                                                                                                                                                                   |                                                                                                                                                                                                                                                                                                                                                                                                                                                                                                                                                                                                                                                                                                                                                                                                                                                                                                                                                                                                                                                                                                                                                                                           |                                                                                                                                                                                                                                                     |                                                                                                                                                                                   |
| 2011      | 180 <sup>f1</sup> | 181 <sup>f2</sup>        | 310 <sup>f3</sup>                                                                     | 505 <sup>f4</sup>                                           | 119 <sup>f5</sup> , 328 <sup>f6</sup> ,<br>364 <sup>f7</sup> | 228, 496 <sup>f8</sup>                                                                                 | 267                                                          | nd                        | nd                    | P2                    | nd            |                      |                                                                                                                                                                                                                                                                                                                                                   |                                                                                                                                                                                                                                                                                                                                                                                                                                                                                                                                                                                                                                                                                                                                                                                                                                                                                                                                                                                                                                                                                                                                                                                           |                                                                                                                                                                                                                                                     |                                                                                                                                                                                   |

## Maintenance payments, Euro per ha and year, normally from year 3 after conversion start

| Region               | Year                     | Grassland             | Arable land                                                                                            | Annual                  | Protected | Perennials,                                                                      | Vineyards               | Olives               | Beehives          | Certifica- | Funding | % of costs          | Notes                                                                                                                                                                                                                                                                                                                                                                                                                                                                                                                                                                                                                                                                                                                                                                                                                                                                                                                                                                                                                                                                                                                                                                                                                                   |
|----------------------|--------------------------|-----------------------|--------------------------------------------------------------------------------------------------------|-------------------------|-----------|----------------------------------------------------------------------------------|-------------------------|----------------------|-------------------|------------|---------|---------------------|-----------------------------------------------------------------------------------------------------------------------------------------------------------------------------------------------------------------------------------------------------------------------------------------------------------------------------------------------------------------------------------------------------------------------------------------------------------------------------------------------------------------------------------------------------------------------------------------------------------------------------------------------------------------------------------------------------------------------------------------------------------------------------------------------------------------------------------------------------------------------------------------------------------------------------------------------------------------------------------------------------------------------------------------------------------------------------------------------------------------------------------------------------------------------------------------------------------------------------------------|
|                      |                          |                       |                                                                                                        | vegetables & herbs      |           | cropping                                                                         |                         |                      |                   |            |         |                     |                                                                                                                                                                                                                                                                                                                                                                                                                                                                                                                                                                                                                                                                                                                                                                                                                                                                                                                                                                                                                                                                                                                                                                                                                                         |
| Castilla La Mancha   | 2019                     | 41-136 <sup>68</sup>  | 30-100 <sup>68</sup>                                                                                   | 41-136 <sup>68</sup>    | -         | 60-200 <sup>63,68</sup> ,                                                        | 60-200 <sup>68</sup>    | 60-200 <sup>68</sup> | -                 | nd         | P2      | <100% <sup>68</sup> | Minimum areas: arable, olives, vines, dry fruits 1ha, irrigated fruits 0.5ha; vegetables 0.3ha. <sup>61</sup> livestock 159/LU, max. 1.5LU/ha pasture, forage and fodder crops, min. 5ha; <sup>62</sup> rice; <sup>63</sup> dry fruits and nuts;                                                                                                                                                                                                                                                                                                                                                                                                                                                                                                                                                                                                                                                                                                                                                                                                                                                                                                                                                                                        |
|                      | 115-382 <sup>64,68</sup> |                       |                                                                                                        |                         |           | 249 <sup>63</sup> , 349 <sup>64</sup> ,<br>398 <sup>65</sup> , 535 <sup>66</sup> |                         |                      |                   |            |         |                     |                                                                                                                                                                                                                                                                                                                                                                                                                                                                                                                                                                                                                                                                                                                                                                                                                                                                                                                                                                                                                                                                                                                                                                                                                                         |
| Castilla y León      | 2019                     | 120                   | 190, 250 <sup>h2</sup>                                                                                 | 350                     | 500       | 175 <sup>h3</sup> , 300 <sup>h4</sup> ,                                          | 240                     | 280                  | nd                | nd         | P2      | nd                  | <sup>h1</sup> pastures, meadows and forage with livestock, stocking rate min. 1LU/ha, max.1.5LU/ha; <sup>h2</sup> irrigated; <sup>h3</sup> dry fruits and nuts; <sup>h4</sup> pome                                                                                                                                                                                                                                                                                                                                                                                                                                                                                                                                                                                                                                                                                                                                                                                                                                                                                                                                                                                                                                                      |
|                      | 380 <sup>h5</sup>        |                       |                                                                                                        |                         |           | 133 <sup>h3</sup> , 277 <sup>h4</sup> ,<br>378 <sup>h5</sup>                     |                         |                      |                   |            |         |                     |                                                                                                                                                                                                                                                                                                                                                                                                                                                                                                                                                                                                                                                                                                                                                                                                                                                                                                                                                                                                                                                                                                                                                                                                                                         |
| Cataluña             | 2019                     | 118-450 <sup>i1</sup> | 75 <sup>i2</sup> , 145 <sup>i3</sup> ,<br>165 <sup>i4</sup> , 185 <sup>i5</sup> ,<br>420 <sup>i6</sup> | 600 <sup>i7</sup>       | 600       | 178 <sup>i8,i11</sup> ,                                                          | 216 <sup>i11</sup>      | 215 <sup>i11</sup>   | 20 <sup>i13</sup> | nd         | P2      | nd                  | 2019 nd. <sup>i1</sup> with livestock, payments differ by species and purpose: cattle (min. 10LU/farm, 0.4ha) for meat breeding/rearing 148/ha, finishing 386/ha, finishing closed cycle 450/ha, dairy 450/ha; horses (min. 10LU/farm, 0.5LU/ha) for meet breeding/rearing 118/ha, finishing 197/ha, finishing closed cycle 234/ha; pigs (min. 10LU/farm, 0.23-0.3LU/ha) breeding 450/ha, finishing 131/ha, finishing closed cycle 215/ha; goats/sheep meat 231/ha (min. 0.5LU/ha), dairy 450/ha (min 6LU/farm); poultry 450/ha (min. 3LU/farm, 0.3-0.5LU/ha); <sup>i2</sup> green manures (bare fallow 0/ha); <sup>i3</sup> non-irrigated grains; <sup>i4</sup> fodder crops; <sup>i5</sup> irrigated grains; <sup>i6</sup> rice; <sup>i7</sup> min. 0.5ha; <sup>i8</sup> dry fruits and nuts (2015 irrigated 230/ha); <sup>i9</sup> hazelnuts (irrigated 369/ha); <sup>i10</sup> fruit including pome, stone, citrus, <sup>i11</sup> min. 2ha, <sup>i12</sup> min. 1ha; <sup>i13</sup> min. 30hives; <sup>i14</sup> with livestock, 1 LU/ha, max. 100ha/farm; <sup>i15</sup> cutting; <sup>i16</sup> cutting with reseeded; <sup>i17</sup> pome fruit; <sup>i18</sup> stone fruit; <sup>i19</sup> citrus; <sup>i20</sup> table grapes |
|                      | 2015                     |                       |                                                                                                        |                         |           | 312 <sup>i9,i11</sup> ,<br>847 <sup>i10,i12</sup>                                |                         |                      |                   |            |         |                     |                                                                                                                                                                                                                                                                                                                                                                                                                                                                                                                                                                                                                                                                                                                                                                                                                                                                                                                                                                                                                                                                                                                                                                                                                                         |
| Comunidad Valenciana | 2019                     | 165                   | 196, 507 <sup>j4</sup>                                                                                 | 151 <sup>j5</sup> , 600 | 600       | 218 <sup>j15</sup> , 263 <sup>j16</sup> ,                                        | 267, 900 <sup>j13</sup> | 373                  | nd                | nd         | P2      | nd                  | 2015, 2019 maintenance same rate as conversion. <sup>j1</sup> natural pasture, min. 5ha; <sup>j2</sup> improved pasture, irrigated, min. 5ha, livestock stocking rate min. 0.2LU/ha, max. 0.7LU/ha; <sup>j3</sup> min. 2ha; <sup>j4</sup> rice, min. 0.3ha; <sup>j5</sup> herbs; <sup>j6</sup> min. 0.3ha; <sup>j7</sup> min. 0.3ha; <sup>j8</sup> dry fruits and nuts, min. 1ha; <sup>j9</sup> fruit, rainfed; <sup>j10</sup> fruit, irrigated; <sup>j11</sup> citrus; <sup>j9-11</sup> min. 0.5ha; <sup>j12</sup> min. 1ha; <sup>j13</sup> table grapes, min. 0.5ha; <sup>j14</sup> min. 1ha; <sup>j15</sup> nuts, rainfed; <sup>j16</sup> nuts. irrigated; 2011 maintenance payments from year 6.                                                                                                                                                                                                                                                                                                                                                                                                                                                                                                                                    |
|                      | 2015                     |                       |                                                                                                        |                         |           | 336 <sup>j9</sup> , 429 <sup>j10</sup> ,<br>456 <sup>j11</sup>                   |                         |                      |                   |            |         |                     |                                                                                                                                                                                                                                                                                                                                                                                                                                                                                                                                                                                                                                                                                                                                                                                                                                                                                                                                                                                                                                                                                                                                                                                                                                         |
| Extremadura          | 2019                     | 100 <sup>k1</sup>     | 170 <sup>k2</sup>                                                                                      | -                       | -         | 130 <sup>k3</sup> , 375 <sup>k4</sup> ,                                          | 277 <sup>k6</sup>       | 305 <sup>k6</sup>    | -                 | nd         | P2      | nd                  | 2019 nd. <sup>k1</sup> with livestock, max 0.5LU/ha arable fodder, meadows and pasture.; <sup>k2</sup> min. 3ha; <sup>k3</sup> dry fruits and nuts, min. 1ha; <sup>k4</sup> pome fruit, min. 0.5ha; <sup>k5</sup> stone fruit, min. 0.5h; <sup>k6</sup> min. 1ha; <sup>k7</sup> forage, meadow and pasture areas with livestock, 120/LU, stocking rate min. 0.2LU/ha, max. 0.5LU/ha; <sup>k8</sup> max. 1 hive/2ha; 2011 maintenance payments from year 6                                                                                                                                                                                                                                                                                                                                                                                                                                                                                                                                                                                                                                                                                                                                                                               |
|                      | 2015                     |                       |                                                                                                        |                         |           | 377 <sup>k5</sup>                                                                |                         |                      |                   |            |         |                     |                                                                                                                                                                                                                                                                                                                                                                                                                                                                                                                                                                                                                                                                                                                                                                                                                                                                                                                                                                                                                                                                                                                                                                                                                                         |
| Extremadura          | 2019                     | 24-60 <sup>k7</sup>   | -                                                                                                      | -                       | -         | 119 <sup>k3</sup> , 328 <sup>k4</sup> ,                                          | 228 <sup>k6</sup>       | 267 <sup>k6</sup>    | 8.5 <sup>k8</sup> | nd         | P2      | nd                  | 2019 nd. <sup>k1</sup> with livestock, max 0.5LU/ha arable fodder, meadows and pasture.; <sup>k2</sup> min. 3ha; <sup>k3</sup> dry fruits and nuts, min. 1ha; <sup>k4</sup> pome fruit, min. 0.5ha; <sup>k5</sup> stone fruit, min. 0.5h; <sup>k6</sup> min. 1ha; <sup>k7</sup> forage, meadow and pasture areas with livestock, 120/LU, stocking rate min. 0.2LU/ha, max. 0.5LU/ha; <sup>k8</sup> max. 1 hive/2ha; 2011 maintenance payments from year 6                                                                                                                                                                                                                                                                                                                                                                                                                                                                                                                                                                                                                                                                                                                                                                               |
|                      | 2015                     |                       |                                                                                                        |                         |           | 364 <sup>k5</sup>                                                                |                         |                      |                   |            |         |                     |                                                                                                                                                                                                                                                                                                                                                                                                                                                                                                                                                                                                                                                                                                                                                                                                                                                                                                                                                                                                                                                                                                                                                                                                                                         |



## Maintenance payments, Euro per ha and year, normally from year 3 after conversion start

| ES         | Spain | Region                                           | Year                                                                                                                  | Grassland                                                                        | Arable land                                     | Annual vegetables & herbs                         | Protected cropping       | Perennials, orchards, fruits                                                  | Vineyards              | Olives | Beehives (per hive) | Certification        | Funding source                                                                                                                                                                                                                                                                                                                                                                                                                                                                                               | % of costs covered | Notes                                                                                                                                                                                                                                                                                                                                                                                                                                                                   |  |
|------------|-------|--------------------------------------------------|-----------------------------------------------------------------------------------------------------------------------|----------------------------------------------------------------------------------|-------------------------------------------------|---------------------------------------------------|--------------------------|-------------------------------------------------------------------------------|------------------------|--------|---------------------|----------------------|--------------------------------------------------------------------------------------------------------------------------------------------------------------------------------------------------------------------------------------------------------------------------------------------------------------------------------------------------------------------------------------------------------------------------------------------------------------------------------------------------------------|--------------------|-------------------------------------------------------------------------------------------------------------------------------------------------------------------------------------------------------------------------------------------------------------------------------------------------------------------------------------------------------------------------------------------------------------------------------------------------------------------------|--|
|            |       |                                                  |                                                                                                                       |                                                                                  |                                                 |                                                   |                          |                                                                               |                        |        |                     |                      |                                                                                                                                                                                                                                                                                                                                                                                                                                                                                                              |                    |                                                                                                                                                                                                                                                                                                                                                                                                                                                                         |  |
|            |       | Galicia                                          | 2019                                                                                                                  | 86                                                                               | 213, 288 <sup>19</sup>                          | 408                                               | 560                      | 143 <sup>14</sup> , 335 <sup>15,16,17</sup>                                   | 780                    | nd     | 30                  | nd                   | P2                                                                                                                                                                                                                                                                                                                                                                                                                                                                                                           | nd                 | 2015 and 2011 maintenance payments start year 6 (2019 nd).<br><sup>11</sup> pastures; <sup>12</sup> meadows; <sup>13</sup> irrigated; <sup>14</sup> fruit, rainfed; <sup>15</sup> pome fruit; <sup>16</sup> stone fruit; <sup>17</sup> citrus; <sup>18</sup> one hive/ha; <sup>19</sup> fodder crops                                                                                                                                                                    |  |
|            |       |                                                  | 2015                                                                                                                  |                                                                                  |                                                 |                                                   |                          |                                                                               |                        |        |                     |                      |                                                                                                                                                                                                                                                                                                                                                                                                                                                                                                              |                    |                                                                                                                                                                                                                                                                                                                                                                                                                                                                         |  |
|            |       |                                                  | 2011                                                                                                                  | 126 <sup>11</sup> , 180 <sup>12</sup>                                            | 182, 259 <sup>13</sup>                          | 310                                               | 504                      | 120 <sup>14</sup> , 328 <sup>15</sup> , 364 <sup>16</sup> , 450 <sup>17</sup> | 765                    | 264    | 28.5 <sup>18</sup>  | nd                   | P2                                                                                                                                                                                                                                                                                                                                                                                                                                                                                                           | nd                 |                                                                                                                                                                                                                                                                                                                                                                                                                                                                         |  |
|            |       | La Rioja                                         | 2019                                                                                                                  | 213 <sup>m8</sup>                                                                | 115 <sup>m10</sup> , 253 <sup>m11</sup>         | 575                                               | 690                      | 633                                                                           | 322                    | 374    | 15                  | nd                   | P2                                                                                                                                                                                                                                                                                                                                                                                                                                                                                                           | nd                 | <sup>m1</sup> min. 1ha; <sup>m2</sup> irrigated, min. 1ha; <sup>m3</sup> mushrooms also supported 722 (de Paris) or 648 (other) per 100m2 (0.01ha); <sup>m4</sup> dry fruits and nuts; <sup>m5</sup> pome fruits; <sup>m6</sup> stone fruits; <sup>m7</sup> for wine; <sup>m8</sup> bovines, min 15LU; <sup>m9</sup> ovines, min 15LU; <sup>m10</sup> rainfed; <sup>m11</sup> irrigated; <sup>m12</sup> animal feed; 2011 maintenance payments same rate as conversion. |  |
|            |       |                                                  | 2015                                                                                                                  | 161 <sup>m9</sup>                                                                | 173 <sup>m12,m10</sup> , 288 <sup>m12,m11</sup> |                                                   |                          |                                                                               |                        |        |                     |                      |                                                                                                                                                                                                                                                                                                                                                                                                                                                                                                              |                    |                                                                                                                                                                                                                                                                                                                                                                                                                                                                         |  |
|            |       |                                                  | 2011                                                                                                                  | 185                                                                              | 98 <sup>m1</sup> , 217 <sup>m2</sup>            | 370                                               | 595 <sup>m3</sup>        | 142 <sup>m4</sup> , 394 <sup>m5</sup> , 437 <sup>m6</sup>                     | 274 <sup>m7</sup>      | 320    | 28                  | nd                   | P2                                                                                                                                                                                                                                                                                                                                                                                                                                                                                                           | nd                 |                                                                                                                                                                                                                                                                                                                                                                                                                                                                         |  |
|            |       | Madrid                                           | 2019                                                                                                                  | 180                                                                              | 92, 162 <sup>n2</sup>                           | 258                                               | 505                      | 119 <sup>n3</sup> , 328 <sup>n4</sup> , 364 <sup>n5</sup>                     | 428, 496 <sup>n6</sup> | 267    | nd                  | nd                   | P2                                                                                                                                                                                                                                                                                                                                                                                                                                                                                                           | nd                 | <sup>n1</sup> with organic livestock; <sup>n2</sup> irrigated; <sup>n3</sup> dry fruit and nuts; <sup>n4</sup> pome fruit; <sup>n5</sup> stone fruit; <sup>n6</sup> table grapes; 2011 maintenance payments same rates as conversion                                                                                                                                                                                                                                    |  |
|            |       |                                                  | 2015                                                                                                                  |                                                                                  |                                                 |                                                   |                          |                                                                               |                        |        |                     |                      |                                                                                                                                                                                                                                                                                                                                                                                                                                                                                                              |                    |                                                                                                                                                                                                                                                                                                                                                                                                                                                                         |  |
|            |       |                                                  | 2011                                                                                                                  | 197 <sup>n1</sup>                                                                | 103, 248 <sup>n2</sup>                          | 396                                               | 600                      | 121 <sup>n3</sup> , 424 <sup>n4</sup> , 398 <sup>n5</sup>                     | 266, 513 <sup>n6</sup> | 274    | nd                  | nd                   | P2                                                                                                                                                                                                                                                                                                                                                                                                                                                                                                           | nd                 |                                                                                                                                                                                                                                                                                                                                                                                                                                                                         |  |
|            |       | Murcia                                           | 2019                                                                                                                  | -                                                                                | 80, 240 <sup>o1</sup>                           | 240 <sup>o2</sup> , 480                           | -                        | 240 <sup>o3</sup> , 640 <sup>o7</sup> , 720 <sup>o5</sup>                     | 400, 720 <sup>o6</sup> | 360    | nd                  | - <sup>o8</sup>      | P2                                                                                                                                                                                                                                                                                                                                                                                                                                                                                                           | nd                 | Min. areas 0.5ha except citrus, table grapes and herbs all min. 0.25ha. <sup>o1</sup> rice; <sup>o2</sup> herbs; <sup>o3</sup> dry/rainfed fruits and nuts; <sup>o4</sup> carob; <sup>o5</sup> irrigated stone and pome fruits; <sup>o6</sup> table grapes; <sup>o7</sup> citrus; <sup>o8</sup> indirect financial support to control bodies through RDP quality measure; 2011 maintenance payments from year 4                                                         |  |
|            |       |                                                  | 2015                                                                                                                  |                                                                                  |                                                 |                                                   |                          |                                                                               |                        |        |                     |                      |                                                                                                                                                                                                                                                                                                                                                                                                                                                                                                              |                    |                                                                                                                                                                                                                                                                                                                                                                                                                                                                         |  |
|            |       |                                                  | 2011                                                                                                                  | -                                                                                | 72                                              | 160 <sup>o2</sup>                                 | -                        | 240 <sup>o3</sup> , 400 <sup>o4</sup> , 720 <sup>o5,o7</sup>                  | 560, 720 <sup>o6</sup> | 400    | nd                  | nd                   | P2                                                                                                                                                                                                                                                                                                                                                                                                                                                                                                           | nd                 |                                                                                                                                                                                                                                                                                                                                                                                                                                                                         |  |
| Navarra    | 2019  | 175 <sup>p1</sup>                                | 91-196 <sup>p2</sup> , 241 <sup>p3</sup> , 289 <sup>p4</sup>                                                          | 225 <sup>p5</sup> , 600                                                          | 600, 1200 <sup>p6</sup>                         | 225 <sup>p7</sup> , 691                           | 418 <sup>p8</sup>        | 399                                                                           | nd                     | nd     | P2                  | <100% <sup>p9</sup>  | 2019/2015 payment rates shown for 2017 call, no calls in 2018, 2019. <sup>p1</sup> with livestock, stocking rate min. 0.2LU/ha, max. 1.5LU/ha, minimum slaughter requirements also specified; <sup>p2</sup> arable/fodder crops, rainfed, lower rate average yields <2.2t/ha, higher rate >3.7t/ha, intermediate 149/ha; <sup>p3</sup> arable/fodder irrigated; <sup>p4</sup> rice; <sup>p5</sup> herbs; <sup>p6</sup> nurseries; <sup>p7</sup> nuts; <sup>p8</sup> for wine; <sup>p9</sup> max 10 000/farm; |                    |                                                                                                                                                                                                                                                                                                                                                                                                                                                                         |  |
|            | 2015  |                                                  |                                                                                                                       |                                                                                  |                                                 |                                                   |                          |                                                                               |                        |        |                     |                      |                                                                                                                                                                                                                                                                                                                                                                                                                                                                                                              |                    |                                                                                                                                                                                                                                                                                                                                                                                                                                                                         |  |
|            | 2011  | 26-85 <sup>p11</sup> , 63-210 <sup>p10,p11</sup> | 44-145 <sup>p11</sup> , 71-235 <sup>p3,p11</sup> , 180-600 <sup>p4,p11</sup>                                          | 68-225 <sup>p5,p11</sup> , 116-385 <sup>p11</sup>                                | 180-600 <sup>p11</sup>                          | 68-225 <sup>p7,p11</sup> , 158-525 <sup>p11</sup> | 80-265 <sup>p11</sup>    | 95-315 <sup>p11</sup>                                                         | nd                     | nd     | P2                  | <100% <sup>p11</sup> |                                                                                                                                                                                                                                                                                                                                                                                                                                                                                                              |                    |                                                                                                                                                                                                                                                                                                                                                                                                                                                                         |  |
| Pais Vasco | 2019  | 193                                              | 121 <sup>q3</sup> , 222 <sup>q4</sup> , 215 <sup>q5</sup> , 168 <sup>q6</sup> , 253 <sup>q7</sup> , 224 <sup>q8</sup> | 348 <sup>q9</sup> , 361 <sup>q10</sup> , 388 <sup>q11</sup> , 923 <sup>q12</sup> | 1561                                            | 372 <sup>q13</sup> , 900                          | 440, 900 <sup>q2</sup>   | 229                                                                           | nd                     | nd     | P2                  | nd                   | <sup>q1</sup> with livestock; <sup>q2</sup> xakoli; <sup>q3</sup> fallow; <sup>q4</sup> cereals; <sup>q5</sup> alfalfa; <sup>q6</sup> fodder; <sup>q7</sup> legumes; <sup>q8</sup> industrial crops; <sup>q9</sup> potatoes; <sup>q10</sup> seed potatoes; <sup>q11</sup> field vegetables; <sup>q12</sup> horticulture; <sup>q13</sup> nuts: 2011 maintenance payments start year 6.                                                                                                                        |                    |                                                                                                                                                                                                                                                                                                                                                                                                                                                                         |  |
|            | 2015  |                                                  |                                                                                                                       |                                                                                  |                                                 |                                                   |                          |                                                                               |                        |        |                     |                      |                                                                                                                                                                                                                                                                                                                                                                                                                                                                                                              |                    |                                                                                                                                                                                                                                                                                                                                                                                                                                                                         |  |
|            | 2011  | 200 <sup>q1</sup>                                | 436                                                                                                                   | 617                                                                              | 2008                                            | 977                                               | 1063, 1126 <sup>q2</sup> | 341                                                                           | nd                     | nd     | P2                  | nd                   |                                                                                                                                                                                                                                                                                                                                                                                                                                                                                                              |                    |                                                                                                                                                                                                                                                                                                                                                                                                                                                                         |  |



## Maintenance payments, Euro per ha and year, normally from year 3 after conversion start

|               | Region       | Year                                  | Grassland                              | Arable land                                    | Annual vegetables & herbs         | Protected cropping                                           | Perennials, orchards, fruits        | Vineyards            | Olives            | Beehives (per hive) | Certification  | Funding source       | % of costs covered                                                                                                                                                                                                                                                                                                                                                                                                                                                                                                                                                                                                                                                                                                              | Notes                                                                                                                                                                                                                                                                                                                                                                         |
|---------------|--------------|---------------------------------------|----------------------------------------|------------------------------------------------|-----------------------------------|--------------------------------------------------------------|-------------------------------------|----------------------|-------------------|---------------------|----------------|----------------------|---------------------------------------------------------------------------------------------------------------------------------------------------------------------------------------------------------------------------------------------------------------------------------------------------------------------------------------------------------------------------------------------------------------------------------------------------------------------------------------------------------------------------------------------------------------------------------------------------------------------------------------------------------------------------------------------------------------------------------|-------------------------------------------------------------------------------------------------------------------------------------------------------------------------------------------------------------------------------------------------------------------------------------------------------------------------------------------------------------------------------|
| HU<br>Hungary | National     | 2019<br>2015                          | 84 <sup>a</sup> , 147                  | 172                                            | 516                               | -                                                            | 568 <sup>b</sup> , 802 <sup>c</sup> | 674                  | -                 | - <sup>e</sup>      | - <sup>d</sup> | P2                   | nd                                                                                                                                                                                                                                                                                                                                                                                                                                                                                                                                                                                                                                                                                                                              | Calls for applications only in 2018 and 2015. Payment rates fixed in EUR, converted to national currency at rate on 1st January each year. <sup>a</sup> mowing, discontinued in 2018; <sup>b</sup> other fruits; <sup>c</sup> pome fruits; <sup>d</sup> included in the area payments; <sup>e</sup> supported by other schemes, combinable with organic pastures/meadows      |
|               |              | 2011                                  | 48-116 <sup>f</sup>                    | 161, 217 <sup>g</sup>                          | 203, 274 <sup>g</sup>             | -                                                            | 365-722 <sup>h</sup>                | 525-557 <sup>i</sup> | -                 | -                   | -              | P2                   | 100%                                                                                                                                                                                                                                                                                                                                                                                                                                                                                                                                                                                                                                                                                                                            | <sup>f</sup> mowing Natura 2000 48/ha, other 79/ha, grazing Natura 2000 85/ha, other 116/ha; <sup>g</sup> higher rate protected varieties; <sup>h</sup> from year 4, berries 365/ha, stone fruits and mixed orchards 557/ha, pome fruits 722/ha; <sup>i</sup> from year 4, higher rate if mixed with other fruits                                                             |
| IE<br>Ireland | National     | 2019<br>2015                          | 30 <sup>a,c</sup> , 170 <sup>b,c</sup> | 30 <sup>a</sup> , 170 <sup>b</sup>             | 30 <sup>a</sup> -200 <sup>d</sup> | 30 <sup>a</sup> -200 <sup>d</sup>                            | 30 <sup>a</sup> -200 <sup>d</sup>   | -                    | -                 | -                   | 0              | P2                   | <100% <sup>e</sup>                                                                                                                                                                                                                                                                                                                                                                                                                                                                                                                                                                                                                                                                                                              | Scheme closed in 2016 and 2017, reopening in 2018 for 2019 contracts. Top-up of 30/ha for red clover available for all land uses, max. 10 ha. <sup>a</sup> areas over 60ha; <sup>b</sup> 3-60ha; <sup>c</sup> min. stocking 0.5LU/ha grassland; <sup>d</sup> horticultural holdings, more than 50% land cropped, 1-6ha 200/ha, 6-60ha 170/ha; <sup>e</sup> payment depression |
|               |              | 2011                                  | 15 <sup>f</sup> , 106 <sup>g</sup>     | 15 <sup>f</sup> , 106 <sup>g</sup>             | 15 <sup>f</sup> -142 <sup>h</sup> | 15 <sup>f</sup> -142 <sup>h</sup>                            | 15 <sup>f</sup> -142 <sup>h</sup>   | -                    | -                 | -                   | 0              | P2                   | <100% <sup>e</sup>                                                                                                                                                                                                                                                                                                                                                                                                                                                                                                                                                                                                                                                                                                              | <sup>f</sup> areas >55ha and other land; <sup>g</sup> 3-55ha; <sup>h</sup> horticultural holdings, more than 50% land cropped, 1-6ha 142/ha, 6-55ha 106/ha                                                                                                                                                                                                                    |
| IT<br>Italy   | All          | 2019<br>2015                          | 12-450                                 | 90-600                                         | 270-1000                          | 480-1200                                                     | 102-900                             | 450-900              | 330-810           | nd                  | nd             | P2                   | nd                                                                                                                                                                                                                                                                                                                                                                                                                                                                                                                                                                                                                                                                                                                              |                                                                                                                                                                                                                                                                                                                                                                               |
|               |              | 2011                                  | 12-670                                 | 80-680                                         | 144-737                           | 357-600                                                      | 270-900                             | 419-900              | 270-609           | nd                  | nd             | P2                   | <100%                                                                                                                                                                                                                                                                                                                                                                                                                                                                                                                                                                                                                                                                                                                           |                                                                                                                                                                                                                                                                                                                                                                               |
|               | Abruzzo      | 2019<br>2015                          | 330 <sup>a1</sup>                      | 120                                            | 550                               | -                                                            | 530                                 | 570 <sup>a2</sup>    | 370 <sup>a3</sup> | nd                  | nd             | P2                   | nd                                                                                                                                                                                                                                                                                                                                                                                                                                                                                                                                                                                                                                                                                                                              | 2011 maintenance payments from year 6. <sup>a1</sup> with livestock, min. stocking rate not known; <sup>a2</sup> for wine; <sup>a3</sup> for oil; <sup>a4</sup> meat; <sup>a5</sup> dairy; min. stocking rate not known; <sup>a6</sup> fodder crops                                                                                                                           |
|               |              | 2011                                  | 300 <sup>a4</sup> , 350 <sup>a5</sup>  | 100 <sup>a6</sup> , 150                        | 400                               | -                                                            | 600                                 | 600                  | 500               | nd                  | nd             | P2                   | 100%                                                                                                                                                                                                                                                                                                                                                                                                                                                                                                                                                                                                                                                                                                                            |                                                                                                                                                                                                                                                                                                                                                                               |
|               | Basilicata   | 2019<br>2015                          | -                                      | 163 <sup>b1</sup> , 208 <sup>b2</sup> ,<br>258 | 504                               | -                                                            | 649                                 | 646 <sup>b3</sup>    | 624               | nd                  | nd             | P2                   | nd                                                                                                                                                                                                                                                                                                                                                                                                                                                                                                                                                                                                                                                                                                                              | 2019/2015 maintenance payments from year 6. <sup>b1</sup> fodder crops; <sup>b2</sup> grain legumes; <sup>b3</sup> for wine                                                                                                                                                                                                                                                   |
|               |              | 2011                                  | -                                      | 80 <sup>b1</sup> , 160                         | 340                               | -                                                            | 460                                 | 450                  | 490               | nd                  | nd             | P2                   | 100%                                                                                                                                                                                                                                                                                                                                                                                                                                                                                                                                                                                                                                                                                                                            |                                                                                                                                                                                                                                                                                                                                                                               |
| Bolzano       | 2019<br>2015 | 450 <sup>c1</sup>                     | 450 <sup>c2</sup> , 600                | 600                                            | -                                 | 600 <sup>c3</sup> , 700 <sup>c4</sup>                        | 700 <sup>c4</sup>                   | -                    | nd                | nd                  | P2             | nd                   | <sup>c1</sup> with livestock, min. stocking rate nd; <sup>c2</sup> forage maize; <sup>c3</sup> strawberries; <sup>c4</sup> payment depression: 5-10ha 560/ha(-20%), 10-20ha 420/ha(-40%), >20ha 210/ha(-70%); <sup>c5</sup> meadows cut annually, if cut only once every two years then payment reduced by 50%; <sup>c6</sup> meadows with livestock if no silage produced or fed; <sup>c7</sup> orchards with <300 trees per ha; <sup>c8</sup> stone and minor fruits; <sup>c9</sup> orchards with >300 trees/ha; <sup>c10</sup> 2011 max. 20000 per farm                                                                                                                                                                      |                                                                                                                                                                                                                                                                                                                                                                               |
|               | 2011         | 350 <sup>c5</sup> , 450 <sup>c6</sup> | 350 <sup>c2</sup> , 600                | 600                                            | -                                 | 350 <sup>c7</sup> , 600 <sup>c8</sup> ,<br>900 <sup>c9</sup> | 900                                 | -                    | nd                | nd                  | P2             | <100% <sup>c10</sup> |                                                                                                                                                                                                                                                                                                                                                                                                                                                                                                                                                                                                                                                                                                                                 |                                                                                                                                                                                                                                                                                                                                                                               |
| Calabria      | 2019<br>2015 | 200 <sup>d1</sup>                     | 170 <sup>d2</sup> , 300                | 450 <sup>d3</sup> , 600                        | 520                               | 350 <sup>d4</sup> -900 <sup>d5</sup>                         | 600                                 | 600                  | nd                | nd                  | P2             | nd                   | 2019/2015 for all land uses: group agreements (min. 5ha) add 9% (not citron), payment depressions 30-100ha deduct 10%, >100ha deduct 20%. <sup>d1</sup> livestock stocking rate min. 0.25 LSU/ha, max. 2 LSU/ha or 1.4 LSU/ha in NVZs; <sup>d2</sup> forage crops; <sup>d3</sup> potatoes; <sup>d4</sup> chestnuts (hazelnuts and almonds 500/ha, other nuts 450/ha); <sup>d5</sup> citron (other fruits 600/ha, melons and pears 520/ha, kiwi fruit 550/ha, citrus 700/ha); <sup>d6</sup> with livestock or grains and fodder crops for livestock feed; <sup>d7</sup> includes potatoes in specially designated areas (SDAs) only; <sup>d8</sup> stone fruit, citrus and kiwis in SDAs only; <sup>d9</sup> citron in SDAs only |                                                                                                                                                                                                                                                                                                                                                                               |
|               | 2011         | 160 <sup>d6</sup>                     | 80, 160 <sup>d6</sup>                  | 490 <sup>d7</sup>                              | 550                               | 600 <sup>d8</sup> , 800 <sup>d9</sup>                        | 500                                 | 400                  | nd                | nd                  | P2             | nd                   |                                                                                                                                                                                                                                                                                                                                                                                                                                                                                                                                                                                                                                                                                                                                 |                                                                                                                                                                                                                                                                                                                                                                               |

## Maintenance payments, Euro per ha and year, normally from year 3 after conversion start

| Region                | Year | Grassland                                                    | Arable land                                                            | Annual                                                                 | Protected          | Perennials,                                                  | Vineyards               | Olives            | Beehives | Certifica- | Funding | % of costs              | Notes                                                                                                                                                                                                                                                                                                                                                                                                                                                                                                                                                                                                                                                                                                                                                                                      |
|-----------------------|------|--------------------------------------------------------------|------------------------------------------------------------------------|------------------------------------------------------------------------|--------------------|--------------------------------------------------------------|-------------------------|-------------------|----------|------------|---------|-------------------------|--------------------------------------------------------------------------------------------------------------------------------------------------------------------------------------------------------------------------------------------------------------------------------------------------------------------------------------------------------------------------------------------------------------------------------------------------------------------------------------------------------------------------------------------------------------------------------------------------------------------------------------------------------------------------------------------------------------------------------------------------------------------------------------------|
|                       |      |                                                              |                                                                        | vegetables & herbs                                                     |                    | cropping                                                     |                         |                   |          |            |         |                         |                                                                                                                                                                                                                                                                                                                                                                                                                                                                                                                                                                                                                                                                                                                                                                                            |
| Campania              | 2019 | -                                                            | 329 <sup>e1</sup> , 359 <sup>e2</sup>                                  | 600                                                                    | 600 <sup>e13</sup> | 600 <sup>e3</sup> , 900                                      | 900                     | 599               | nd       | nd         | P2      | nd                      | <sup>e1</sup> cereals, oilseeds, maize, sorghum, rice; <sup>e2</sup> fodder crops; <sup>e3</sup> water and other melons in Rural Area (RA) C; <sup>e4</sup> three rates for each crop category by rural area: D(extensive)/ C(intermediate)/ A&B (productive); <sup>e5</sup> forage crops; <sup>e6</sup> cereals; <sup>e7</sup> industrial crops (oilseeds, sugarbeet, tomatoes, tobacco); <sup>e8</sup> vegetables; <sup>e9</sup> flowers; <sup>e10</sup> minor fruits (specified list); <sup>e11</sup> major fruits; <sup>e12</sup> reduced payments in nitrate vulnerable zones due to lower average yields; <sup>e13</sup> tomatoes                                                                                                                                                    |
|                       | 2015 | 101/107/<br>205 <sup>e4,e5</sup>                             | 105/128/<br>143 <sup>e4,e6</sup> ,<br>278/473/<br>371 <sup>e4,e7</sup> | 343/403/<br>546 <sup>e4,e8</sup> ,<br>567/436/<br>436 <sup>e4,e9</sup> | -                  | 788 <sup>e4,e10</sup> ,<br>788/664/<br>589 <sup>e4,e11</sup> | 646/696/ 714            | 414/609/ 537      | nd       | nd         | P2      | 90 <sup>e12</sup> -100% |                                                                                                                                                                                                                                                                                                                                                                                                                                                                                                                                                                                                                                                                                                                                                                                            |
| Emilia-Romagna        | 2019 | 333 <sup>f1,f3</sup> ,<br>383 <sup>f2,f3</sup>               | 90 <sup>f4</sup> , 140,<br>321 <sup>f5</sup>                           | 391                                                                    | 400 <sup>f6</sup>  | 391 <sup>f7</sup> -668 <sup>f8</sup>                         | 567                     | 428               | nd       | nd         | P2      | nd                      | 2019/2015 and 2011 maintenance payments start from year 6. <sup>f1</sup> meat livestock (finishing); <sup>f2</sup> dairy livestock; <sup>f3</sup> min. 6LU and 3ha forage for livestock enterprise, stocking rate min. 1LU/ha lowland, 0.8LU/ha in hills and 0.6LU/ha in mountains; <sup>f4</sup> forage crops; <sup>f5</sup> grain legumes, sugarbeet (357/ha in Rural Area C), oilseeds and rice; <sup>f6</sup> tomatoes; <sup>f7</sup> strawberries; <sup>f8</sup> other fruits (small/minor fruits 567/ha, chestnuts 428/ha); <sup>f9</sup> 10% extra in Natural 2000 areas; <sup>f10</sup> sugar beet; <sup>f11</sup> minor fruits                                                                                                                                                    |
|                       | 2015 | 330 <sup>f1,f3</sup> ,<br>385 <sup>f2,f3</sup>               | 142 <sup>f9</sup> , 270 <sup>f9,f10</sup>                              | 355 <sup>f9</sup>                                                      | -                  | 426 <sup>f9,f11</sup> , 682 <sup>f9</sup>                    | 568 <sup>f9</sup>       | 426 <sup>f9</sup> | nd       | nd         | P2      | 100%                    |                                                                                                                                                                                                                                                                                                                                                                                                                                                                                                                                                                                                                                                                                                                                                                                            |
| Friuli Venezia Giulia | 2019 | 276-488 <sup>g1</sup>                                        | 276-488 <sup>g1,g2</sup> ,<br>430-642 <sup>g1,g3</sup>                 | 1000                                                                   | 1200               | 800, 900 <sup>g4</sup>                                       | 900                     | 523               | nd       | nd         | P2      | nd                      | <sup>g1</sup> payment depends on livestock density, lower rate no livestock, higher rate stocking rate nd; <sup>g2</sup> forage crops; <sup>g3</sup> grain crops; <sup>g4</sup> melons; <sup>g5</sup> pastures; <sup>g6</sup> meadows                                                                                                                                                                                                                                                                                                                                                                                                                                                                                                                                                      |
|                       | 2015 | 148-580 <sup>g1,g5</sup> ,<br>238-670 <sup>g1,g6</sup>       | 248-680 <sup>g1,g2</sup> ,<br>280 <sup>g3</sup>                        | 420                                                                    | -                  | 700                                                          | 650                     | 400               | nd       | nd         | P2      | 100%                    |                                                                                                                                                                                                                                                                                                                                                                                                                                                                                                                                                                                                                                                                                                                                                                                            |
| Lazio                 | 2019 | 140 <sup>h1</sup>                                            | 140 <sup>h2</sup> , 160,<br>270 <sup>h3</sup>                          | 270 <sup>h4</sup> , 500                                                | 500                | 270 <sup>h5</sup> -670 <sup>h6</sup>                         | 670                     | 330               | nd       | nd         | P2      | nd                      | 2019/2015 maintenance payments start year 6. <sup>h1</sup> livestock stocking rate min. 0.3LU/ha; <sup>h2</sup> forage crops; <sup>h3</sup> maize; <sup>h4</sup> industrial crops (potatoes, beets, tomatoes, fibres, tobacco), herbs; <sup>h5</sup> nuts; <sup>h6</sup> citrus (melons, peaches, pears, plums, hazelnuts 650/ha, apricots, cherries, kiwis 330/ha, other fruit 500/ha); <sup>h7</sup> only with organic livestock, payment reduced by 10% in Natura 2000 areas; <sup>h8</sup> forage payment reduced by 50% if not used for livestock, max. 60% of UAA; <sup>h9</sup> maize, industrial crops; <sup>h10</sup> herbs; <sup>h11</sup> chestnuts, walnuts; <sup>h12</sup> major fruits, hazels (small fruit 550/ha, kiwi/apricot/cherry 355/ha); <sup>h13</sup> table grapes |
|                       | 2015 | 150 <sup>h7</sup>                                            | 300 <sup>h2,h8,h9</sup> ,<br>150                                       | 300 <sup>h10</sup> , 550                                               | -                  | 290 <sup>h11</sup> -695 <sup>h12</sup>                       | 600, 695 <sup>h13</sup> | 355               | nd       | nd         | P2      | 100%                    |                                                                                                                                                                                                                                                                                                                                                                                                                                                                                                                                                                                                                                                                                                                                                                                            |
| Liguria               | 2019 | 220 <sup>i1</sup> , 250 <sup>i2</sup> ,<br>350 <sup>i2</sup> | 330                                                                    | 550, 900 <sup>i4</sup>                                                 | -                  | 800                                                          | 800                     | 680               | nd       | nd         | P2      | nd                      | 2011 maintenance payments start from year 6. 2019/2015 for all land uses: group agreements add 10%. <sup>i1</sup> without livestock; <sup>i2</sup> pastures with livestock; <sup>i3</sup> meadows with livestock; <sup>i4</sup> flowers; <sup>i5</sup> pastures and meadows with organic livestock; <sup>i6</sup> forage crops with organic livestock                                                                                                                                                                                                                                                                                                                                                                                                                                      |
|                       | 2015 | 170, 300 <sup>i5</sup>                                       | 180, 310 <sup>i6</sup>                                                 | 400, 600 <sup>i4</sup>                                                 | -                  | 750, 900 <sup>i4</sup>                                       | 700                     | 555               | nd       | nd         | P2      | 100%                    |                                                                                                                                                                                                                                                                                                                                                                                                                                                                                                                                                                                                                                                                                                                                                                                            |
| Lombardia             | 2019 | 110, 540 <sup>j1</sup>                                       | 345                                                                    | 540                                                                    | -                  | 810                                                          | 810                     | 810               | nd       | nd         | P2      | nd                      | 2011 maintenance payments start from year 6. <sup>j1</sup> with livestock, stocking rate nd; <sup>j2</sup> permanent grass; <sup>j3</sup> conversion of arable land to permanent grass; <sup>j4</sup> maize for organic livestock; <sup>j5</sup> small fruits                                                                                                                                                                                                                                                                                                                                                                                                                                                                                                                              |
|                       | 2015 | 160 <sup>j2</sup> , 260 <sup>j3</sup>                        | 140, 325 <sup>j4</sup>                                                 | 290                                                                    | -                  | 290 <sup>j5</sup> , 550                                      | 550                     | 550               | nd       | nd         | P2      | 100%                    |                                                                                                                                                                                                                                                                                                                                                                                                                                                                                                                                                                                                                                                                                                                                                                                            |

IT  
Italy

## Maintenance payments, Euro per ha and year, normally from year 3 after conversion start

| IT | Italy | Region   | Year                 | Grassland                             | Arable land                                                                                               | Annual vegetables & herbs                | Protected cropping | Perennials, orchards, fruits                                   | Vineyards                              | Olives             | Beehives (per hive) | Certification   | Funding source | % of costs covered | Notes                                                                                                                                                                                                                                                                                                                                                                                                                                                                                                                                                                                                                                                                                                                                                                                                                                                                                                                                                                                                                                                                                                                                                               |
|----|-------|----------|----------------------|---------------------------------------|-----------------------------------------------------------------------------------------------------------|------------------------------------------|--------------------|----------------------------------------------------------------|----------------------------------------|--------------------|---------------------|-----------------|----------------|--------------------|---------------------------------------------------------------------------------------------------------------------------------------------------------------------------------------------------------------------------------------------------------------------------------------------------------------------------------------------------------------------------------------------------------------------------------------------------------------------------------------------------------------------------------------------------------------------------------------------------------------------------------------------------------------------------------------------------------------------------------------------------------------------------------------------------------------------------------------------------------------------------------------------------------------------------------------------------------------------------------------------------------------------------------------------------------------------------------------------------------------------------------------------------------------------|
|    |       |          |                      |                                       |                                                                                                           |                                          |                    |                                                                |                                        |                    |                     |                 |                |                    |                                                                                                                                                                                                                                                                                                                                                                                                                                                                                                                                                                                                                                                                                                                                                                                                                                                                                                                                                                                                                                                                                                                                                                     |
|    |       | Marche   | 2019                 | 190 <sup>k1,k3</sup>                  | 100 <sup>k4,k3</sup> , 220                                                                                | 540                                      | -                  | 750                                                            | 450 <sup>k5</sup> , 650                | 600                | nd                  | - <sup>k6</sup> | P2             | nd                 | 2019/2015 maintenance payments start year 6, for all land uses: group agreements add 10% (vines +50/ha, fruits +60/ha). <sup>k1</sup> sheep; <sup>k2</sup> cattle; <sup>k3</sup> livestock stocking rate min 0.8LU/ha, max. 2LU/ha; <sup>k4</sup> forage crops; <sup>k5</sup> green harvest: removal of grapes while immature to limit quantity of wine produced (groups +30/ha); <sup>k6</sup> certification costs included in payments, calculated 27-59/ha depending on land type;                                                                                                                                                                                                                                                                                                                                                                                                                                                                                                                                                                                                                                                                               |
|    | 2015  |          | 300 <sup>k2,k3</sup> |                                       |                                                                                                           |                                          |                    |                                                                |                                        |                    |                     |                 |                |                    |                                                                                                                                                                                                                                                                                                                                                                                                                                                                                                                                                                                                                                                                                                                                                                                                                                                                                                                                                                                                                                                                                                                                                                     |
|    |       | Molise   | 2011                 | -                                     | 100 <sup>k7</sup> -250 <sup>k8</sup>                                                                      | 370 <sup>k9</sup> , 540                  | -                  | 540 <sup>k10</sup> , 710                                       | 690                                    | 550                | nd                  | nd              | P2             | 100%               | 2011 maintenance payments start from year 6. All land use rates reduced by ca. 10% in mountain areas. <sup>k7</sup> rotational fodder crops, no livestock, max 60% UAA; <sup>k8</sup> spring cereals, maize and sorghum (winter cereals 160/ha, oilseeds and grain legumes 150/ha), other fodder crops with organic livestock, stocking rate min. 0.3LU/ha, max. 2LU/ha, Art. 69 Reg. 1782/2003 payments deductible from fodder crops payment; <sup>k9</sup> perennial herbs; <sup>k10</sup> small fruits;                                                                                                                                                                                                                                                                                                                                                                                                                                                                                                                                                                                                                                                          |
|    |       |          | 2019                 | 120 <sup>l1</sup> , 150 <sup>l2</sup> | 180 <sup>l3,l4</sup> , 380 <sup>l4</sup>                                                                  | 380 <sup>l5,l4</sup> , 550 <sup>l6</sup> | 750 <sup>l6</sup>  | 750                                                            | 750                                    | -                  | nd                  | nd              | P2             | nd                 | 2011 maintenance payments start from year 6. <sup>l1</sup> pasture; <sup>l2</sup> meadow; <sup>l3</sup> fodder crops; <sup>l4</sup> 20% reduction for areas over 45ha; <sup>l5</sup> tomatoes, potatoes for processing; <sup>l6</sup> including flowers; <sup>l7</sup> beets; <sup>l8</sup> tomatoes                                                                                                                                                                                                                                                                                                                                                                                                                                                                                                                                                                                                                                                                                                                                                                                                                                                                |
|    |       | Piemonte | 2011                 | 120                                   | 150, 200 <sup>l7</sup>                                                                                    | 460                                      | 450 <sup>l8</sup>  | 700                                                            | 680                                    | 500                | nd                  | nd              | P2             | 100%               |                                                                                                                                                                                                                                                                                                                                                                                                                                                                                                                                                                                                                                                                                                                                                                                                                                                                                                                                                                                                                                                                                                                                                                     |
|    |       |          | 2019                 | 60 <sup>m1</sup> , 120 <sup>m2</sup>  | 350, 450 <sup>m3</sup>                                                                                    | 300 <sup>m4</sup> -500                   | -                  | 350 <sup>m5</sup> , 700                                        | 700                                    | -                  | nd                  | nd              | P2             | nd                 | 2011 maintenance payments start from year 6. <sup>m1</sup> pasture; <sup>m2</sup> meadow; <sup>m3</sup> rice; <sup>m4</sup> medicinal herbs (if multiannual 400/ha); <sup>m5</sup> nuts; <sup>m6</sup> crops for organic livestock feed; <sup>m7</sup> annual/biennial herbs (perennial herbs 342/ha); <sup>m8</sup> intensive vegetables (extensive 306/ha); <sup>m9</sup> with livestock                                                                                                                                                                                                                                                                                                                                                                                                                                                                                                                                                                                                                                                                                                                                                                          |
|    |       | Puglia   | 2011                 | 54 <sup>m1</sup> , 99 <sup>m2</sup>   | 175, 351 <sup>m6</sup>                                                                                    | 248 <sup>m7</sup> -405 <sup>m8</sup>     | 445                | 360 <sup>m5</sup> , 630                                        | 630                                    | -                  | nd                  | nd              | P2             | 100%               |                                                                                                                                                                                                                                                                                                                                                                                                                                                                                                                                                                                                                                                                                                                                                                                                                                                                                                                                                                                                                                                                                                                                                                     |
|    |       |          | 2019                 | 18                                    | 145, 193 <sup>n1</sup>                                                                                    | 294 <sup>n2</sup> , 328                  | 444 <sup>n3</sup>  | 900                                                            | 852, 900 <sup>n4</sup>                 | 377                | nd                  | nd              | P2             | nd                 | 2019/2015 for all land uses: group agreements normally +3-4/ha (not fruit and table grapes). <sup>n1</sup> group agreements >10ha; <sup>n2</sup> potatoes; <sup>n3</sup> tomatoes; <sup>n4</sup> table grapes; <sup>n5</sup> cherries; <sup>n6</sup> stone fruit; <sup>n7</sup> citrus                                                                                                                                                                                                                                                                                                                                                                                                                                                                                                                                                                                                                                                                                                                                                                                                                                                                              |
|    |       | Sardegna | 2011                 | -                                     | 96                                                                                                        | 247 <sup>n2</sup> , 259                  | 357 <sup>n3</sup>  | 456 <sup>n5</sup> , 748 <sup>n6</sup> , 812 <sup>n7</sup>      | 506, 770 <sup>n4</sup>                 | 335                | nd                  | nd              | P2             | 100%               |                                                                                                                                                                                                                                                                                                                                                                                                                                                                                                                                                                                                                                                                                                                                                                                                                                                                                                                                                                                                                                                                                                                                                                     |
|    |       |          | 2019                 | 12-128 <sup>o1,o2</sup>               | 168-284 <sup>o3,o1</sup> , 173 <sup>o4</sup> , 276-387 <sup>o5,o1</sup> , 422-519 <sup>o6,o1</sup>        | 564 <sup>o7</sup>                        | 953                | 102 <sup>o8</sup> , 559 <sup>o9,o13</sup> , 900 <sup>o10</sup> | 465 <sup>o11</sup> , 559 <sup>o9</sup> | 388 <sup>o12</sup> | nd                  | nd              | P2             | nd                 | 2019/2015 for group agreements (min. area 50ha), standard rates per ha increased to 13 <sup>o2</sup> , 182 <sup>o3</sup> , 187 <sup>o4</sup> , 299 <sup>o5</sup> , 437 <sup>o6</sup> , 579 <sup>o7</sup> , 111 <sup>o8</sup> , 574 <sup>o9</sup> (not <sup>o10</sup> ), 480 <sup>o11</sup> , 403 <sup>o12</sup> . Payment degression for areas >10ha, standard rates per ha reduced to 164 <sup>o3</sup> , 168 <sup>o4</sup> , 254 <sup>o5</sup> , 386 <sup>o6</sup> , 528 <sup>o7</sup> , 523 <sup>o9</sup> (not <sup>o10,o13</sup> ), 352 <sup>o12</sup> , each increased by 5/ha for group agreements. <sup>o1</sup> lower rate if no livestock, if livestock kept (min. stocking 0.2LU/ha, max. 1.4LU/ha), rates increased by 83/LU pro rata (70/LU <sup>o8</sup> ); <sup>o2</sup> permanent grass; <sup>o3</sup> fodder crops; <sup>o4</sup> oilseeds, herbs and fibres; <sup>o5</sup> cereals and grain legumes; <sup>o6</sup> maize and sorghum; <sup>o7</sup> horticulture excl. herbs; <sup>o8</sup> almonds; <sup>o9</sup> other fruit incl. table grapes; <sup>o10</sup> peaches; <sup>o12</sup> olives; <sup>o11</sup> wine grapes; <sup>o13</sup> nuts |
|    |       | Sardegna | 2011                 | 0-84 <sup>p1,p2</sup>                 | 110-194 <sup>p3,p1</sup> , 135-219 <sup>p4,p1</sup> , 140-224 <sup>p5,p1</sup> , 230-314 <sup>p6,p1</sup> | 144 <sup>p7</sup> , 480                  | 600                | 525 <sup>p8</sup> , 900 <sup>p9</sup>                          | 485                                    | 320                | nd                  | nd              | P2             | 100%               | 2011 maintenance payments from year 4, no group agreement or payment degression adjustments. <sup>p1</sup> lower rate if no livestock, if livestock kept (min. stocking 0.2LU/ha, max. 1.4LU/ha), rates increased by 60/LU pro rata; <sup>p2</sup> permanent grass; <sup>p3</sup> temp. grass and hay meadows; <sup>p4</sup> grain legumes; <sup>p5</sup> other cereals, protein crops and oilseeds; <sup>p6</sup> maize and sorghum; <sup>p7</sup> herbs; <sup>p8</sup> citrus and other fruit except nuts; <sup>p9</sup> peaches                                                                                                                                                                                                                                                                                                                                                                                                                                                                                                                                                                                                                                  |

## Maintenance payments, Euro per ha and year, normally from year 3 after conversion start

|                 | Region        | Year         | Grassland                                      | Arable land                                                                          | Annual vegetables & herbs | Protected cropping | Perennials, orchards, fruits                                          | Vineyards             | Olives                | Beehives (per hive) | Certification    | Funding source | % of costs covered    | Notes                                                                                                                                                                                                                                                                                                                                                                                                                                                                                                                                                                                                                                                                                           |
|-----------------|---------------|--------------|------------------------------------------------|--------------------------------------------------------------------------------------|---------------------------|--------------------|-----------------------------------------------------------------------|-----------------------|-----------------------|---------------------|------------------|----------------|-----------------------|-------------------------------------------------------------------------------------------------------------------------------------------------------------------------------------------------------------------------------------------------------------------------------------------------------------------------------------------------------------------------------------------------------------------------------------------------------------------------------------------------------------------------------------------------------------------------------------------------------------------------------------------------------------------------------------------------|
| IT<br>Italy     | Sicilia       | 2019<br>2015 | 233 <sup>q1,q2</sup>                           | 168,<br>186-385 <sup>q3,q2</sup> ,<br>199 <sup>q4</sup>                              | 400 <sup>q5</sup> , 600   | -                  | 530 <sup>q6</sup> ,<br>633 <sup>q7,q9</sup> ,<br>850 <sup>q8,q9</sup> | 850 <sup>q10</sup>    | 660 <sup>q9</sup>     | nd                  | - <sup>q11</sup> | P2             | nd                    | 2011 maintenance payments from year 4. <sup>q1</sup> pasture; <sup>q2</sup> livestock stocking rates min. 0.4LU/ha, max. 2LU/ha, payment rate based on max stocking, reduced pro rata for lower stocking rates; <sup>q3</sup> fodder crops (186/ha without livestock, 140/ha without livestock in 2011); <sup>q4</sup> grain legumes and oilseeds; <sup>q5</sup> herbs; <sup>q6</sup> ash tree sap; <sup>q7</sup> nuts; <sup>q8</sup> orchard fruits (citrus 750/ha in 2011); <sup>q9</sup> payment reduced by 50% for new orchards/groves not yet productive; <sup>q10</sup> wine grapes; <sup>q11</sup> certifications costs included in payments, calculated 28-58/ha depending on land type |
|                 |               | 2011         | 220 <sup>q1,q2</sup>                           | 200,<br>140-340 <sup>q3,q2</sup> ,<br>180 <sup>q4</sup>                              | 400 <sup>q5</sup> , 550   | -                  | 500 <sup>q6</sup> ,<br>530 <sup>q7,q9</sup> ,<br>850 <sup>q8,q9</sup> | 700 <sup>q10</sup>    | 530 <sup>q9</sup>     | nd                  | nd               | P2             | 100%                  |                                                                                                                                                                                                                                                                                                                                                                                                                                                                                                                                                                                                                                                                                                 |
|                 | Toscana       | 2019<br>2015 | 105 <sup>r1,r2</sup>                           | 244, 257 <sup>r3,r2</sup>                                                            | 400 <sup>r4</sup>         | 400 <sup>r11</sup> | 300 <sup>r5</sup> , 600                                               | 700                   | 600                   | nd                  | nd               | P2             | nd                    | 2011 maintenance payments from year 6. <sup>r1</sup> pasture; <sup>r2</sup> livestock minimum 5LU/farm; <sup>r3</sup> feedgrains; <sup>r4</sup> including flowers; <sup>r5</sup> chestnut; <sup>r6</sup> pasture with livestock; <sup>r7</sup> lower rate 0.3-1LU/ha, higher rate 1-2LU/ha, Art. 68 Reg. 1782/2003 payments deductible; <sup>r8</sup> fodder crops, no livestock; <sup>r9</sup> fodder crops with livestock; <sup>r10</sup> combinable crops (grain legumes 100/ha, oilseeds/industrial crops 140/ha, cereals 150/ha, maize 230/ha); <sup>r11</sup> tomatoes                                                                                                                    |
|                 |               | 2011         | 87-175 <sup>r6,r7</sup>                        | 125 <sup>r8</sup> ,<br>212-300 <sup>r9,r7</sup> ,<br>100-230 <sup>r10</sup>          | 390                       | 390 <sup>r11</sup> | 400 <sup>r5</sup> , 700 <sup>r4</sup>                                 | 650                   | 500                   | nd                  | nd               | P2             | 100%                  |                                                                                                                                                                                                                                                                                                                                                                                                                                                                                                                                                                                                                                                                                                 |
|                 | Trento        | 2019<br>2015 | 340                                            | 340 <sup>s2</sup> , 600                                                              | 600                       | -                  | 450, 900 <sup>s1</sup>                                                | 900                   | -                     | nd                  | nd               | P2             | nd                    | <sup>s1</sup> melons; <sup>s2</sup> forage crops; <sup>s3</sup> chestnuts etc.; <sup>s4</sup> low-stemmed orchards and berries; <sup>s5</sup> specialised orchards, mainly apples                                                                                                                                                                                                                                                                                                                                                                                                                                                                                                               |
|                 |               | 2011         | -                                              | 260 <sup>s2</sup> , 450                                                              | 600                       | -                  | 450 <sup>s3</sup> , 600 <sup>s4</sup> ,<br>900 <sup>s5</sup>          | 900                   | 450                   | nd                  | nd               | P2             | 100%                  |                                                                                                                                                                                                                                                                                                                                                                                                                                                                                                                                                                                                                                                                                                 |
|                 | Umbria        | 2019<br>2015 | 160/170 <sup>t1</sup>                          | 160/170 <sup>t2,t1</sup> ,<br>257/335 <sup>t1</sup>                                  | 553/595 <sup>t1</sup>     | -                  | 770/780 <sup>t1</sup>                                                 | 770/780 <sup>t1</sup> | 490/533 <sup>t1</sup> | nd                  | nd               | P2             | nd                    | <sup>t1</sup> first(lower) rate in each pair rural region D, second (higher) rural region C; <sup>t2</sup> fodder crops; <sup>t3</sup> legumes; <sup>t4</sup> cereals and oilseeds; <sup>t5</sup> maize and tobacco (with drip irrigation 500/ha); <sup>t6</sup> with drip irrigation;                                                                                                                                                                                                                                                                                                                                                                                                          |
|                 |               | 2011         | 110                                            | 140/160 <sup>t3,t1</sup> ,<br>150/200 <sup>t4,t1</sup> ,<br>230/300 <sup>t5,t1</sup> | 420, 600 <sup>t6</sup>    | -                  | 500/650 <sup>t1</sup>                                                 | 500/650 <sup>t1</sup> | 270/405 <sup>t1</sup> | nd                  | nd               | P2             | 100%                  |                                                                                                                                                                                                                                                                                                                                                                                                                                                                                                                                                                                                                                                                                                 |
|                 | Valle d'Aosta | 2019<br>2015 | 350, 450 <sup>u1</sup>                         | 300 <sup>u2</sup>                                                                    | 900                       | -                  | 900                                                                   | 900                   | -                     | nd                  | nd               | P2             | nd                    | <sup>u1</sup> with livestock; <sup>u2</sup> cereals; <sup>u3</sup> fodder crops; <sup>u4</sup> herbs; <sup>u5</sup> small fruits                                                                                                                                                                                                                                                                                                                                                                                                                                                                                                                                                                |
|                 |               | 2011         | 450 <sup>u1</sup>                              | 350 <sup>u3</sup>                                                                    | 400 <sup>u4</sup>         | -                  | 400 <sup>u5</sup> , 900                                               | 900                   | -                     | nd                  | nd               | P2             | 100%                  |                                                                                                                                                                                                                                                                                                                                                                                                                                                                                                                                                                                                                                                                                                 |
|                 | Veneto        | 2019<br>2015 | 261 <sup>v1,v2</sup> ,<br>450 <sup>v1,v3</sup> | 452                                                                                  | 1000                      | 1173               | 900                                                                   | 661                   | -                     | nd                  | nd               | P2             | nd                    | <sup>v1</sup> max 5ha; <sup>v2</sup> pasture; <sup>v3</sup> meadow; <sup>v4</sup> cereals; <sup>v5</sup> root crops; <sup>v6</sup> fodder crops; <sup>v7</sup> minor fruits                                                                                                                                                                                                                                                                                                                                                                                                                                                                                                                     |
|                 |               | 2011         | 184 <sup>v2</sup>                              | 201 <sup>v4</sup> , 237 <sup>v5</sup> ,<br>258 <sup>v6</sup>                         | 737                       | -                  | 419 <sup>v7</sup> , 591                                               | 419                   | 419                   | nd                  | nd               | P2             | nd                    |                                                                                                                                                                                                                                                                                                                                                                                                                                                                                                                                                                                                                                                                                                 |
| LT<br>Lithuania | National      | 2019<br>2015 | 176 <sup>a</sup>                               | 218 <sup>b</sup> -283 <sup>c</sup>                                                   | 487 <sup>d</sup> -525     | 518                | 518                                                                   | -                     | -                     | -                   | - <sup>e</sup>   | P2             | 30 <sup>f</sup> -100% | No data received for 2019, payment rates assumed same as 2015; <sup>a</sup> min. 0.5 LU/ha (0.67 in LFAs), 59€/ha for undersown leys; <sup>b</sup> cereals rate - cereals for fodder 232€/ha, <sup>c</sup> grass and cereals for seeds; <sup>d</sup> herbs; <sup>e</sup> included in area payment; <sup>f</sup> if total support requested exceeds planned support, payments reduced by 70% for areas >200ha                                                                                                                                                                                                                                                                                    |
|                 |               | 2011         | 127 <sup>g</sup>                               | 215 <sup>h</sup>                                                                     | 440-487 <sup>i</sup>      | 516                | 516                                                                   | -                     | -                     | -                   | - <sup>j</sup>   | P2             | <100% <sup>k</sup>    | <sup>g</sup> permanent grass+; <sup>h</sup> cereals rate, other arable crops not supported; <sup>i</sup> herbs; <sup>j</sup> included in area payment; <sup>k</sup> max. 115 848 € per farm and year                                                                                                                                                                                                                                                                                                                                                                                                                                                                                            |

## Maintenance payments, Euro per ha and year, normally from year 3 after conversion start

|    | Region              | Year                  | Grassland | Arable land                                        | Annual vegetables & herbs | Protected cropping                                                                           | Perennials, orchards, fruits             | Vineyards            | Olives                                               | Beehives (per hive)                                  | Certification                                           | Funding source                                          | % of costs covered | Notes                                                                                                                           |                                                                                                                                                                                                                                                                                                                                                                                                                                                 |
|----|---------------------|-----------------------|-----------|----------------------------------------------------|---------------------------|----------------------------------------------------------------------------------------------|------------------------------------------|----------------------|------------------------------------------------------|------------------------------------------------------|---------------------------------------------------------|---------------------------------------------------------|--------------------|---------------------------------------------------------------------------------------------------------------------------------|-------------------------------------------------------------------------------------------------------------------------------------------------------------------------------------------------------------------------------------------------------------------------------------------------------------------------------------------------------------------------------------------------------------------------------------------------|
| LU | Luxembourg          | National <sup>a</sup> | 2019      |                                                    |                           |                                                                                              |                                          |                      |                                                      |                                                      |                                                         |                                                         |                    |                                                                                                                                 |                                                                                                                                                                                                                                                                                                                                                                                                                                                 |
|    |                     |                       | 2015      | 220 <sup>d</sup>                                   | 250                       | 350 <sup>b</sup> -600                                                                        | 800                                      | 800                  | 950                                                  | -                                                    | -                                                       | 1240 <sup>c</sup>                                       | P2                 | 100%                                                                                                                            | Maintenance payments from year 4 for all land types. <sup>a</sup> bare or fallow land only if part of rotation; <sup>b</sup> potatoes; <sup>c</sup> maximum, fixed autumn 2019; <sup>d</sup> min. 0.5 LU/ha on grassland; <sup>e</sup> min. 0.75 and max 1.7 LU/ha on grassland                                                                                                                                                                 |
| LV | Latvia              | National              | 2019      |                                                    |                           |                                                                                              |                                          |                      |                                                      |                                                      |                                                         |                                                         |                    |                                                                                                                                 |                                                                                                                                                                                                                                                                                                                                                                                                                                                 |
|    |                     |                       | 2015      | 97 <sup>a</sup>                                    | 117 <sup>b</sup>          | 397 <sup>c</sup> -399                                                                        | 399                                      | 485                  | -                                                    | -                                                    | nd                                                      | - <sup>e</sup>                                          | P2                 | 70 <sup>d</sup> -100%                                                                                                           | Maintenance payments same as conversion. <sup>a</sup> incl. fallow land, min 0.3 LU/ha; <sup>b</sup> including grass for seed and nectar plants; <sup>c</sup> potatoes; <sup>d</sup> Permanent grass and fallow; <sup>e</sup> included in area payment                                                                                                                                                                                          |
| MT | Malta               | National              | 2019      | 555                                                | 555                       | 555                                                                                          | 555                                      | 555                  | 555                                                  | -                                                    | Yes <sup>a</sup>                                        | P2                                                      | nd                 | No differentiation of payment rates by land use; <sup>a</sup> actual certification costs eligible under RDP M3.1, no fixed rate |                                                                                                                                                                                                                                                                                                                                                                                                                                                 |
|    |                     |                       | 2015      | nd                                                 | nd                        | nd                                                                                           | nd                                       | nd                   | nd                                                   | nd                                                   | nd                                                      | nd                                                      | nd                 | nd                                                                                                                              | 2015: No data received                                                                                                                                                                                                                                                                                                                                                                                                                          |
| NL | Netherlands         | National              | 2019      |                                                    |                           |                                                                                              |                                          |                      |                                                      |                                                      |                                                         |                                                         |                    |                                                                                                                                 |                                                                                                                                                                                                                                                                                                                                                                                                                                                 |
|    |                     |                       | 2015      | -                                                  | -                         | -                                                                                            | -                                        | -                    | -                                                    | -                                                    | -                                                       | -                                                       | -                  | 0%                                                                                                                              | No specific conversion or maintenance support for organic farming since 2005                                                                                                                                                                                                                                                                                                                                                                    |
| PL | Poland <sup>1</sup> | National              | 2019      | 124 <sup>e</sup>                                   | 100 <sup>e</sup>          | 153 <sup>a</sup> , 217                                                                       | 305, 308 <sup>b</sup>                    | -                    | 154 <sup>c</sup> , 349                               | -                                                    | -                                                       | included                                                | P2                 | 80 <sup>f</sup> -100 <sup>d</sup>                                                                                               | Maintenance payments from year 4 for all land uses. <sup>a</sup> rotational forage/fodder crops, min stocking see <sup>e</sup> ; <sup>b</sup> herbs; <sup>c</sup> extensive orchards; <sup>d</sup> payment depression: 0.1-50ha=100%; >50-100ha=75%; >100ha=60%; <sup>e</sup> stocking min. 0.3 LU/ha pre 2019, 0.5 LU/ha from 2019; <sup>f</sup> 80% of calculated costs covered for arable, grass and herbs; 100% for vegetables and orchards |
|    |                     |                       | 2015      |                                                    |                           | 130 <sup>a</sup> , 184                                                                       |                                          |                      |                                                      |                                                      |                                                         |                                                         |                    |                                                                                                                                 |                                                                                                                                                                                                                                                                                                                                                                                                                                                 |
| PT | Portugal            | National              | 2019      |                                                    |                           |                                                                                              |                                          |                      |                                                      |                                                      |                                                         |                                                         |                    |                                                                                                                                 |                                                                                                                                                                                                                                                                                                                                                                                                                                                 |
|    |                     |                       | 2015      | 34-170 <sup>a,h</sup>                              |                           | 16-80 <sup>b,f,k</sup> ,<br>76-380 <sup>a,e</sup> ,<br>106-530 <sup>a,g</sup>                | 120-600 <sup>d</sup>                     | 600                  | 152-760 <sup>d,f,i</sup><br>180-900 <sup>d,e,i</sup> | 103-515 <sup>d,i</sup>                               | 50-250 <sup>a,f,i,m</sup><br>105-536 <sup>c,e,i,m</sup> | -                                                       | nd                 | P2                                                                                                                              | nd                                                                                                                                                                                                                                                                                                                                                                                                                                              |
| PT | Portugal            | National              | 2011      |                                                    |                           |                                                                                              |                                          |                      |                                                      |                                                      |                                                         |                                                         |                    |                                                                                                                                 |                                                                                                                                                                                                                                                                                                                                                                                                                                                 |
|    |                     |                       |           | 34-172 <sup>b,h</sup> ,<br>42-210 <sup>a,h,j</sup> |                           | 15-75 <sup>b,f</sup> ,<br>146 <sup>b,k</sup> ,<br>356 <sup>a,e</sup> ,<br>502 <sup>a,g</sup> | 29-<br>71-<br>100-<br>502 <sup>a,g</sup> | 120-600 <sup>d</sup> | 600                                                  | 144-720 <sup>d,f,i</sup><br>180-900 <sup>d,e,i</sup> | 98-490 <sup>d,i</sup>                                   | 50-250 <sup>a,f,i,m</sup><br>105-536 <sup>c,e,i,m</sup> | -                  | nd                                                                                                                              | P2                                                                                                                                                                                                                                                                                                                                                                                                                                              |

## Maintenance payments, Euro per ha and year, normally from year 3 after conversion start

|    | Region              | Year     | Grassland | Arable land                        | Annual vegetables & herbs | Protected cropping                  | Perennials, orchards, fruits | Vineyards                            | Olives                | Beehives (per hive) | Certification | Funding source     | % of costs covered  | Notes                                                                                                                                                                                                                                                                                                                                                                                                                                                                                  |                                                                                                                                                                                                                                                                                                                                                                                                                                                                                                             |
|----|---------------------|----------|-----------|------------------------------------|---------------------------|-------------------------------------|------------------------------|--------------------------------------|-----------------------|---------------------|---------------|--------------------|---------------------|----------------------------------------------------------------------------------------------------------------------------------------------------------------------------------------------------------------------------------------------------------------------------------------------------------------------------------------------------------------------------------------------------------------------------------------------------------------------------------------|-------------------------------------------------------------------------------------------------------------------------------------------------------------------------------------------------------------------------------------------------------------------------------------------------------------------------------------------------------------------------------------------------------------------------------------------------------------------------------------------------------------|
| RO | Romania             | National | 2019      | 73a, 129 <sup>b</sup>              |                           |                                     |                              |                                      |                       |                     |               |                    |                     | <sup>a</sup> land with AECM commitments <sup>c</sup> ; <sup>b</sup> land without AECM <sup>c</sup> ; <sup>c</sup> from 2018, min. stocking 0,3LU/ha, variant applied 2016 and 2017; <sup>d</sup> all land (2015); <sup>e</sup> medicinal and aromatic plants; <sup>f</sup> lowest rate for arable, higher rates for horticulture and grassland; <sup>g</sup> subject to EU reg. constraints, e.g. vegetables 89%                                                                       |                                                                                                                                                                                                                                                                                                                                                                                                                                                                                                             |
|    |                     |          | 2015      | 111 <sup>d</sup>                   | 218                       | 350 <sup>e</sup> , 431              | -                            | 442                                  | 479                   | -                   | -             | 11-17 <sup>f</sup> | P2                  |                                                                                                                                                                                                                                                                                                                                                                                                                                                                                        | 90-100% <sup>g</sup>                                                                                                                                                                                                                                                                                                                                                                                                                                                                                        |
|    |                     |          | 2011      | 0                                  | 162                       | 270 <sup>e</sup> , 335              | -                            | 393                                  | 393                   | -                   | -             | -                  | P2                  |                                                                                                                                                                                                                                                                                                                                                                                                                                                                                        | 100%                                                                                                                                                                                                                                                                                                                                                                                                                                                                                                        |
| SE | Sweden <sup>1</sup> | National | 2019      | 76 <sup>a</sup> -151 <sup>b</sup>  | 142                       | 472                                 | 472 <sup>c</sup>             | 708                                  | -                     | -                   | 0             | P2                 | 50-90% <sup>d</sup> | Maintenance payment same as conversion. <sup>a</sup> only if livestock present, with 1 LU permitting payment on up to 2 ha perm. grass, effectively 151€/LU; <sup>b</sup> higher rate for temp. grass in rotations only if livestock present, with 1 LU permitting payment on up to 1 ha temp grass; max. stocking separately limited by regulation on phosphate applications of 22kgP/ha over five years; <sup>d</sup> partial compensation for policy reasons and budget constraints |                                                                                                                                                                                                                                                                                                                                                                                                                                                                                                             |
|    |                     |          | 2015      |                                    |                           |                                     |                              |                                      |                       |                     |               |                    |                     |                                                                                                                                                                                                                                                                                                                                                                                                                                                                                        |                                                                                                                                                                                                                                                                                                                                                                                                                                                                                                             |
|    |                     |          | 2011      | 33 <sup>e</sup>                    | 137-208 <sup>f</sup>      | 472 <sup>g</sup>                    | 472                          | 708                                  | -                     | -                   | -             | 0                  | P2                  |                                                                                                                                                                                                                                                                                                                                                                                                                                                                                        | 50-90% <sup>d</sup>                                                                                                                                                                                                                                                                                                                                                                                                                                                                                         |
| SI | Slovenia            | National | 2019      | 156 <sup>a</sup>                   | 326                       | 600 <sup>b</sup>                    | 600                          | 189 <sup>a,c</sup> -900 <sup>d</sup> | 693                   | 677 <sup>e</sup>    | 22.31         | 0 <sup>f</sup>     | P2                  | 100% <sup>g</sup>                                                                                                                                                                                                                                                                                                                                                                                                                                                                      | <sup>a</sup> min. stocking 0,5LU/ha, max. 1.9LU/ha; <sup>b</sup> including cereal and other seed crops only if meeting requirements to be marketable seeds; <sup>c</sup> lower rate for grass orchards with 50-200 highstem trees per ha; <sup>d</sup> higher rate for hops, tree nurseries; <sup>e</sup> olives >150 trees/ha, orchards >200 trees/ha, walnut/chestnut >100 trees/ha; <sup>f</sup> costs can be reclaimed as part of RDP quality measures; <sup>g</sup> 50% reduction for areas over 100ha |
|    |                     |          | 2015      | 136 <sup>a</sup>                   |                           |                                     |                              |                                      |                       |                     |               |                    |                     |                                                                                                                                                                                                                                                                                                                                                                                                                                                                                        |                                                                                                                                                                                                                                                                                                                                                                                                                                                                                                             |
|    |                     |          | 2011      | 213 <sup>h</sup> -228 <sup>i</sup> | 298                       | 551                                 | 488                          | 238 <sup>j</sup> -555 <sup>k</sup>   | 579 <sup>l</sup>      | 555 <sup>m</sup>    | nd            | -                  | P2                  | 41% <sup>n</sup>                                                                                                                                                                                                                                                                                                                                                                                                                                                                       |                                                                                                                                                                                                                                                                                                                                                                                                                                                                                                             |
| SK | Slovakia            | National | 2019      | 96 <sup>e</sup>                    | 153                       | 290 <sup>a</sup> , 529 <sup>b</sup> | -                            | 330-671 <sup>c</sup>                 | 420 <sup>d</sup> -671 | -                   | -             | 0                  | P2                  | 100%                                                                                                                                                                                                                                                                                                                                                                                                                                                                                   | No data received for 2019, payment rates assumed same as 2015. Maintenance rates same as conversion. <sup>a</sup> ware potatoes; <sup>b</sup> including berries; <sup>c</sup> established orchards 330/ha, young intensive orchard 420/ha, new intensive orchard 671/ha; <sup>d</sup> young vineyard; emin. stocking 0.3LU/forage ha, max. 1.9 LU/whole farm ha                                                                                                                                             |
|    |                     |          | 2015      |                                    |                           |                                     |                              |                                      |                       |                     |               |                    |                     |                                                                                                                                                                                                                                                                                                                                                                                                                                                                                        |                                                                                                                                                                                                                                                                                                                                                                                                                                                                                                             |
|    |                     |          | 2011      | 96                                 | 153                       | 377                                 | -                            | 671                                  | 671                   | -                   | -             | 0                  | P2                  | 70 <sup>e</sup> , 100%                                                                                                                                                                                                                                                                                                                                                                                                                                                                 |                                                                                                                                                                                                                                                                                                                                                                                                                                                                                                             |

2011: Maintenance payments from year 3, for orchards from year 4.  
<sup>e</sup>vegetables



## Maintenance payments, Euro per ha and year, normally from year 3 after conversion start

|    | Region           | Year | Grassland                         | Arable land        | Annual vegetables & herbs | Protected cropping  | Perennials, orchards, fruits | Vineyards | Olives | Beehives (per hive) | Certification  | Funding source    | % of costs covered | Notes                                                                                                                                                                                                                                                                                                                                 |                                                                                                                                                                                                                                                                                        |
|----|------------------|------|-----------------------------------|--------------------|---------------------------|---------------------|------------------------------|-----------|--------|---------------------|----------------|-------------------|--------------------|---------------------------------------------------------------------------------------------------------------------------------------------------------------------------------------------------------------------------------------------------------------------------------------------------------------------------------------|----------------------------------------------------------------------------------------------------------------------------------------------------------------------------------------------------------------------------------------------------------------------------------------|
| UK | All              | 2019 | 9-74                              | 23-74              | 60-456                    | 60-456              | 60-456                       | -         | -      | -                   | 0-91           | P2                | <100%              |                                                                                                                                                                                                                                                                                                                                       |                                                                                                                                                                                                                                                                                        |
|    |                  | 2015 | 0-74                              | 0-74               | 0-456                     | 0-456               | 0-456                        | -         | -      | -                   | 0-91           | P2                | <100%              |                                                                                                                                                                                                                                                                                                                                       |                                                                                                                                                                                                                                                                                        |
|    |                  | 2011 | 0-57                              | 14-68              | 14-68                     | 14-68               | 14-68                        | -         | -      | -                   | -              | P2                | 25-50%             |                                                                                                                                                                                                                                                                                                                                       |                                                                                                                                                                                                                                                                                        |
|    | England          | 2019 | 9-46 <sup>a</sup>                 | 74                 | 228 <sup>n</sup>          | 228                 | 342 <sup>b</sup>             | -         | -      | -                   | -              | P2                | <100%              | <sup>a</sup> improved and semi-improved permanent grass: 46, unimproved and rough grazing below moorland line: 23, enclosed (parcels <15 ha) rough grazing above moorland line: 9; <sup>b</sup> top fruit orchards excluding for alcohol or non-commercial production; <sup>c</sup> included in area payments; <sup>n</sup> see Wales |                                                                                                                                                                                                                                                                                        |
|    |                  | 2015 |                                   |                    |                           |                     |                              |           |        |                     |                |                   |                    |                                                                                                                                                                                                                                                                                                                                       |                                                                                                                                                                                                                                                                                        |
|    |                  | 2011 | 0 <sup>e</sup> -34 <sup>d</sup>   | 34 <sup>d</sup>    | 34 <sup>d</sup>           | 34 <sup>d</sup>     | 34 <sup>d</sup>              | -         | -      | -                   | - <sup>d</sup> | P2                | <50%               |                                                                                                                                                                                                                                                                                                                                       | <sup>d</sup> calculated to cover certification and related costs only, must be combined with Environmental Stewardship payment of 34/ha lowland, 71/ha LFA land or 26/ha for LFA land parcels above moorland line and >15ha; <sup>e</sup> LFA land parcels >15ha                       |
|    | Northern Ireland | 2019 | 23-60 <sup>f</sup>                | 23-60 <sup>f</sup> | 60-225 <sup>g</sup>       | 60-225 <sup>g</sup> | 60-225 <sup>g</sup>          | -         | -      | -                   | - <sup>c</sup> | P2                | 50-100%            | Scheme implemented from 2017; <sup>f</sup> lower rate for land over 60ha; <sup>g</sup> at least 40% of this land in horticultural crop, lower rate for land over 6ha                                                                                                                                                                  |                                                                                                                                                                                                                                                                                        |
|    |                  | 2015 | 0                                 | 0                  | 0                         | 0                   | 0                            | -         | -      | -                   | 0              | -                 | 0%                 | Planned scheme not implemented until 2017                                                                                                                                                                                                                                                                                             |                                                                                                                                                                                                                                                                                        |
|    |                  | 2011 | 0 <sup>i</sup> , 34 <sup>h</sup>  | 34 <sup>h</sup>    | 34 <sup>h</sup>           | 34 <sup>h</sup>     | 34 <sup>h</sup>              | -         | -      | -                   | - <sup>h</sup> | P2                | <50%               | <sup>h</sup> calculated to cover certification and related costs only, must be combined with NI Countryside Management Scheme, min. 3 ha eligible land; <sup>i</sup> no payment for unimproved land (rough grazing)                                                                                                                   |                                                                                                                                                                                                                                                                                        |
|    | Scotland         | 2019 | 10 <sup>j</sup> , 63 <sup>k</sup> | 74 <sup>k</sup>    | 228 <sup>k</sup>          | 228 <sup>k</sup>    | 228 <sup>k</sup>             | -         | -      | -                   | -              | -                 | P2                 | <100%                                                                                                                                                                                                                                                                                                                                 | Minimum payment 570/farm, max area 1000ha, closed to new applications from 2020; <sup>j</sup> lower rate for rough grazing; <sup>k</sup> max (combined) area 300ha                                                                                                                     |
|    |                  | 2015 |                                   |                    |                           |                     |                              |           |        |                     |                |                   |                    |                                                                                                                                                                                                                                                                                                                                       |                                                                                                                                                                                                                                                                                        |
|    |                  | 2011 | 6 <sup>l</sup> , 57               | 68                 | 68                        | 68                  | 68                           | -         | -      | -                   | - <sup>c</sup> | P2                | <100%              | Minimum payment 570/farm; <sup>l</sup> rough grazing                                                                                                                                                                                                                                                                                  |                                                                                                                                                                                                                                                                                        |
|    | Wales            | 2019 | 17 <sup>m</sup> , 74              | 74                 | 456 <sup>n</sup>          | 456                 | 456                          | -         | -      | -                   | -              | 3-91 <sup>o</sup> | P2                 | 100%                                                                                                                                                                                                                                                                                                                                  | Agreements from 2015-2016 extended to 2021; <sup>m</sup> unenclosed upland and rough grazing; <sup>n</sup> max 20ha in horticultural rotation with at least 40% cropped each year; <sup>o</sup> certification max 570/farm, rates: horticulture 91/ha, enclosed 11/ha, unenclosed 3/ha |
|    |                  | 2015 |                                   |                    |                           |                     |                              |           |        |                     |                |                   |                    |                                                                                                                                                                                                                                                                                                                                       |                                                                                                                                                                                                                                                                                        |
|    |                  |      | 2011                              | (16)               | (16)                      | (16)                | (16)                         | (16)      | -      | -                   | -              | 0                 | P2                 | <25%                                                                                                                                                                                                                                                                                                                                  | 2011: No maintenance support payment as such, but organic producers eligible for 50% points towards Glastir payment of 32/ha                                                                                                                                                           |

### 8.3 Conversion support in each country/region in 2011, 2015 and 2019

In the following tables, we have summarised the range or individual rates for different land use and livestock categories, with superscript letters indicating 'row-end' notes in the final column of the Table. The superscript letters restart for each country, and the related notes are therefore only applicable to that country.

The notes also include information on eligibility requirements such as minimum areas or livestock numbers, payment limits or reductions for larger areas where relevant, and on comparability between maintenance and conversion payments.

The conversion rates shown are normally the higher rates paid in the first two years of conversion, as the lower maintenance rate is paid subsequently. Where this is not the case, this is indicated in the notes.

Average 2019 € to national currency ECB exchange rate values have been used to convert rates determined in national currencies for all periods, so as to enable comparison between countries and periods. The relevant values are 1 EUR = PLZ 4.29815, SEK 10.5892, DKK 7.46904, GBP 0.8774, CZK 25.724.

Where only one row of data appears adjacent to the years 2019 and 2015, then there was no change in payment rates during the period.

Where payments are differentiated on a regional basis within a country, the regions have been shown separately and a summary row headed 'All' indicates the range of payments available nationally.

Where no payments are recorded, the value is shown as 0 if zero, as – if no scheme available, or as nd if no data available.

Three columns are included to address specific issues:

- Certification covers whether a contribution towards certification costs is paid separately
- Funding source covers whether the funds are sourced from CAP Pillar 1 (P1 = fully EU-funded) or Pillar 2 (P2, agri-environmental or organic measures, partly nationally co-financed – see Chapter 2)
- % of costs covered indicates whether the rates paid fully compensate for the income foregone and additional costs incurred under organic management, based on assessments by national survey respondents (Annex 8.7) or other evidence.

## Conversion payments, Euro per ha and year, normally for years 1 and 2 only after conversion start

| ISO code | Country  | Region                | Year     | Grassland             | Arable land             | Annual vegetables & herbs | Protected cropping      | Perennials, orchards, fruits         | Vineyards             | Olives           | Beehives (per hive) | Certification                       | Funding source | % of costs covered   | Notes                                                                                                                                                                                                                                                                                                                                                                                                                                                                                                                                                                                                                                                                              |
|----------|----------|-----------------------|----------|-----------------------|-------------------------|---------------------------|-------------------------|--------------------------------------|-----------------------|------------------|---------------------|-------------------------------------|----------------|----------------------|------------------------------------------------------------------------------------------------------------------------------------------------------------------------------------------------------------------------------------------------------------------------------------------------------------------------------------------------------------------------------------------------------------------------------------------------------------------------------------------------------------------------------------------------------------------------------------------------------------------------------------------------------------------------------------|
| AT       | Austria  | National <sup>f</sup> | 2019     | 70, 225 <sup>a</sup>  | 70-230 <sup>b</sup>     | 450, 570 <sup>c</sup>     | 700, 1000 <sup>d</sup>  | 700 <sup>e</sup>                     | 700 <sup>e</sup>      | -                | 25                  | 80% <sup>g</sup>                    | P2             | <100 <sup>h</sup>    | Conversion payments same as maintenance. <sup>a</sup> lower rate for stocking rates <0.5 LU/ha; <sup>b</sup> lower rates for fodder crops and fallow if >25% of arable land, then grassland rates apply; <sup>c</sup> higher rate for medicinal herbs, spices and selected flowering plants; <sup>d</sup> higher rate if combined with use of beneficial insects measure; <sup>e</sup> includes essential oil roses; <sup>f</sup> additional payments for landscape elements 6€/ha; <sup>g</sup> 80% of certification (control) costs for new organic farmers only (one-off payment); <sup>h</sup> land area degression: <100ha=100%, 100-300ha=92.5%; 300-1000ha=85%; >1000ha=75% |
|          |          |                       | 2015     |                       |                         |                           |                         |                                      |                       |                  |                     |                                     |                |                      |                                                                                                                                                                                                                                                                                                                                                                                                                                                                                                                                                                                                                                                                                    |
|          |          |                       | 2011     | 110, 240 <sup>i</sup> | 110-285 <sup>j</sup>    | 450-600 <sup>k</sup>      | 2900, 4200 <sup>l</sup> | 750 <sup>m</sup>                     | 750 <sup>m</sup>      | -                | 25                  | 80% <sup>g</sup>                    | P2             | <100 <sup>h</sup>    | Conversion payments same as maintenance. <sup>i</sup> min. 2ha or 3ha if alpine pasture with >3LU, lower rate for stocking rates <0.5 LU/ha; <sup>j</sup> min. 2ha, 285 for first 25% of arable area, reduced 240 rate beyond, including fodder crops and fallow (if >25% of arable land, then grassland rates apply to fodder crops only and fallow receives no payment); <sup>k</sup> higher rate if two or more crops per season, includes strawberries; <sup>l</sup> min. 0.3ha, lower rate for polytunnels, higher rate for glasshouses; <sup>m</sup> min. 0.5ha, perennials include essential oil roses;                                                                     |
|          |          |                       | 2019     | 270-350               | 390-550                 | 550-1050                  | 550-1050                | 390-1050                             | -                     | -                | -                   | 0-300 <sup>a,c</sup>                | P2             | nd                   | <sup>a</sup> based on 1ha farm size                                                                                                                                                                                                                                                                                                                                                                                                                                                                                                                                                                                                                                                |
| BE       | Belgium  | All                   | 2015     | 150-425               | 360-600                 | 600-1000                  | 600-1650                | 600-900                              | -                     | -                | -                   | nd                                  | P2             | nd                   |                                                                                                                                                                                                                                                                                                                                                                                                                                                                                                                                                                                                                                                                                    |
|          |          | Flanders              | 2019     | 300                   | 480 <sup>b</sup>        | 850                       | 1320                    | 860 <sup>e</sup>                     | -                     | -                | -                   | 300 <sup>c</sup> -1000 <sup>d</sup> | P2             | nd                   | <sup>b</sup> including potatoes; <sup>c</sup> per farm minimum; <sup>d</sup> per farm maximum; <sup>e</sup> years 1                                                                                                                                                                                                                                                                                                                                                                                                                                                                                                                                                                |
| 2015     |          |                       |          |                       |                         |                           |                         |                                      |                       |                  |                     |                                     |                |                      |                                                                                                                                                                                                                                                                                                                                                                                                                                                                                                                                                                                                                                                                                    |
|          |          |                       | 2011     | 150,400 <sup>f</sup>  | 360,600 <sup>f</sup>    | 700-1000 <sup>g</sup>     | 990,1650 <sup>f</sup>   | 620,900 <sup>h</sup>                 | -                     | -                | -                   | nd                                  | P2             | nd                   | <sup>g</sup> areas ≤2.5ha: 1000, areas over 2.5ha: 700/800 <sup>f</sup> ; <sup>f</sup> lower rate years 3-5; <sup>h</sup> lower rate years 4-5                                                                                                                                                                                                                                                                                                                                                                                                                                                                                                                                     |
|          |          |                       | Wallonia | 2019                  | 270,350 <sup>h,j</sup>  | 390,550 <sup>i</sup>      | 550-1050 <sup>k</sup>   | 550-1050 <sup>k</sup>                | 390-1050 <sup>l</sup> | -                | -                   | -                                   | 0              | P2                   | 40-90%                                                                                                                                                                                                                                                                                                                                                                                                                                                                                                                                                                                                                                                                             |
| 2015     |          |                       |          |                       |                         |                           |                         |                                      |                       |                  |                     |                                     |                |                      |                                                                                                                                                                                                                                                                                                                                                                                                                                                                                                                                                                                                                                                                                    |
|          |          |                       | 2011     | 225-425 <sup>m</sup>  | 400-600 <sup>n</sup>    | 600,900 <sup>o</sup>      | 600,900 <sup>o</sup>    | 600,900 <sup>o</sup>                 | -                     | -                | -                   | nd                                  | P2             | 31 <sup>p</sup> -79% | Conversion payments effectively 150€ supplement on maintenance rates; <sup>m</sup> incl. fallow land, ≤32ha: 425, 32-64ha: 300; >64ha: 225; <sup>n</sup> ≤32ha: 600, 32-64: 475, >64ha: 400; <sup>o</sup> ≤14ha: 900, >14ha: 600; <sup>p</sup> grassland                                                                                                                                                                                                                                                                                                                                                                                                                           |
|          |          |                       |          |                       |                         |                           |                         |                                      |                       |                  |                     |                                     |                |                      |                                                                                                                                                                                                                                                                                                                                                                                                                                                                                                                                                                                                                                                                                    |
| BG       | Bulgaria | National              | 2019     | 128-358 <sup>a</sup>  | 282 <sup>e</sup><br>284 | 515 <sup>b</sup> -575     | 575                     | 736 <sup>c</sup>                     | 736                   | 736              | 35                  | 0                                   | P2             | 100% <sup>d</sup>    | <sup>a</sup> base rate 128€/ha supplemented if at least 1ha grassland per LU by 230€/LU for dairy cattle and buffaloes,160€/LU for meat cattle and buffaloes, 122€/LU for sheep and goats (milk or meat); <sup>b</sup> essential oils and medicinal crops; <sup>c</sup> includes essential oil roses; <sup>d</sup> applications for new agreements suspended in 2017 due to lack of funding,                                                                                                                                                                                                                                                                                       |
|          |          |                       | 2015     |                       |                         |                           |                         |                                      |                       |                  |                     |                                     |                |                      |                                                                                                                                                                                                                                                                                                                                                                                                                                                                                                                                                                                                                                                                                    |
|          |          |                       | 2011     | 82                    | 181                     | 340 <sup>f</sup> -483     | 483                     | 505 <sup>c</sup>                     | 505                   | 505              | 12                  | 0                                   | P2             | nd                   |                                                                                                                                                                                                                                                                                                                                                                                                                                                                                                                                                                                                                                                                                    |
|          |          |                       |          |                       |                         |                           |                         |                                      |                       |                  |                     |                                     |                |                      |                                                                                                                                                                                                                                                                                                                                                                                                                                                                                                                                                                                                                                                                                    |
| CY       | Cyprus   | National              | 2019     | 450 <sup>a</sup>      | 380                     | 600                       | 600                     | 750 <sup>b</sup> , 900 <sup>c</sup>  | 900                   | 750 <sup>b</sup> | -                   | 3000 <sup>d</sup>                   | P2             | nd                   | Conversion payments same as maintenance. <sup>a</sup> max 33 goats/sheep per ha. If <7.4 sheep or 6.5 goats, then grant calculated proportionally based on 61.2€/sheep and 69.3 €/goat; <sup>b</sup> non-irrigated tree crops; <sup>c</sup> irrigated perennials and tree crops; <sup>d</sup> max per farm per year for 5 years, new entrants only;                                                                                                                                                                                                                                                                                                                                |
|          |          |                       | 2015     |                       |                         |                           |                         |                                      |                       |                  |                     |                                     |                |                      |                                                                                                                                                                                                                                                                                                                                                                                                                                                                                                                                                                                                                                                                                    |
|          |          |                       | 2011     | 450                   | 380                     | 750                       | 750                     | 750 <sup>b</sup> , 1000 <sup>c</sup> | 1000                  | 750 <sup>b</sup> | -                   | nd                                  | P2             | 23-100% <sup>e</sup> | <sup>e</sup> due to maximum thresholds in EU agri-environment regs, lowest % for grassland, highest for non-irrigated crops                                                                                                                                                                                                                                                                                                                                                                                                                                                                                                                                                        |
|          |          |                       |          |                       |                         |                           |                         |                                      |                       |                  |                     |                                     |                |                      |                                                                                                                                                                                                                                                                                                                                                                                                                                                                                                                                                                                                                                                                                    |

## Conversion payments, Euro per ha and year, normally for years 1 and 2 only after conversion start

| ISO code | Country          | Region             | Year | Grassland            | Arable land                       | Annual vegetables & herbs | Protected cropping | Perennials, orchards, fruits       | Vineyards             | Olives          | Beehives (per hive) | Certification   | Funding source  | % of costs covered   | Notes                                                                                                                                                                                                                                                                                                                                                                                                                                                                                                                                                                                                                                                                                                                                                                                                                                                                                                                                                                                                                                                                                                                                                                                                                |
|----------|------------------|--------------------|------|----------------------|-----------------------------------|---------------------------|--------------------|------------------------------------|-----------------------|-----------------|---------------------|-----------------|-----------------|----------------------|----------------------------------------------------------------------------------------------------------------------------------------------------------------------------------------------------------------------------------------------------------------------------------------------------------------------------------------------------------------------------------------------------------------------------------------------------------------------------------------------------------------------------------------------------------------------------------------------------------------------------------------------------------------------------------------------------------------------------------------------------------------------------------------------------------------------------------------------------------------------------------------------------------------------------------------------------------------------------------------------------------------------------------------------------------------------------------------------------------------------------------------------------------------------------------------------------------------------|
| CZ       | Czechia          | National           | 2019 |                      |                                   |                           |                    |                                    |                       |                 |                     |                 |                 |                      | Rates are set in € and converted to national currency at variable rates each year. <sup>a</sup> same as maintenance, min. 2x per year mowing, by 31/07 and 31/10, variations in mountain area and on steep slopes, min. stocking 0.3 LU/ha perm. grass; <sup>b</sup> includes grass for certified seed 265/ha, other arable 245/ha, arable area must include post-harvest green manures/catch crops including perennial legumes clover/lucerne (>50% of ley mix) on >20% of area; <sup>c</sup> rotational grass <50% legumes, mowing as for other grass, lower 34/ha rate for fallow land; <sup>d</sup> fertility building crops as for arable, higher rate for strawberries, 20k plants/ha; <sup>e</sup> min. 500 pome fruit trees, 200 stone fruit trees or 2000 bushes per ha and additional management prescriptions, conversion payments for years 1-3; <sup>f</sup> extensive orchards 100 trees or 1000 bushes per ha, same rate as maintenance, 2015: 424/ha, lower rate of 165€/ha for landscape elements with <100 trees per ha not intercropped; <sup>g</sup> and hops, min. 1800 vines/ha; <sup>h</sup> vegetables lowest, arable and grass 80-90%, permanent crops 55 (intensive)-100% (most extensive) |
|          |                  |                    | 2015 | 84 <sup>a</sup>      | 79 <sup>c</sup> -265 <sup>b</sup> | 536-669 <sup>d</sup>      | 536                | 419 <sup>f</sup> -825 <sup>e</sup> | 900 <sup>g</sup>      | -               | -                   | 0               | P2              | 40-99% <sup>h</sup>  |                                                                                                                                                                                                                                                                                                                                                                                                                                                                                                                                                                                                                                                                                                                                                                                                                                                                                                                                                                                                                                                                                                                                                                                                                      |
|          |                  |                    | 2011 | 71 <sup>i</sup> , 89 | 155                               | 564                       | 0                  | 510 <sup>j</sup> , 849             | 849                   | -               | -                   | 0               | P2              | 55-100% <sup>k</sup> |                                                                                                                                                                                                                                                                                                                                                                                                                                                                                                                                                                                                                                                                                                                                                                                                                                                                                                                                                                                                                                                                                                                                                                                                                      |
|          |                  |                    |      |                      |                                   |                           |                    |                                    |                       |                 |                     |                 |                 |                      |                                                                                                                                                                                                                                                                                                                                                                                                                                                                                                                                                                                                                                                                                                                                                                                                                                                                                                                                                                                                                                                                                                                                                                                                                      |
| DE       | Germany          | All                | 2019 | 190-364              | 209-520                           | 415-1440                  | 415-6000           | 655-1625                           | 750-2855 <sup>n</sup> | -               | -                   | 0-60            | P2              | nd                   | Whole farm must be managed organically                                                                                                                                                                                                                                                                                                                                                                                                                                                                                                                                                                                                                                                                                                                                                                                                                                                                                                                                                                                                                                                                                                                                                                               |
|          |                  |                    | 2015 | 150-324              | 150-324                           | 300-900                   | 300-5500           | 475-1404                           | 475-2810              | -               | -                   | 0-40            | P2              | nd                   |                                                                                                                                                                                                                                                                                                                                                                                                                                                                                                                                                                                                                                                                                                                                                                                                                                                                                                                                                                                                                                                                                                                                                                                                                      |
|          |                  |                    | 2011 |                      |                                   |                           |                    |                                    |                       |                 |                     |                 |                 |                      |                                                                                                                                                                                                                                                                                                                                                                                                                                                                                                                                                                                                                                                                                                                                                                                                                                                                                                                                                                                                                                                                                                                                                                                                                      |
|          |                  | Baden-Württemberg  | 2019 | 350                  | 350                               | 935                       | 935                | 1275                               | 1275                  | -               | -                   | 60 <sup>a</sup> | P2              | nd                   | <sup>a</sup> max. 600€/farm                                                                                                                                                                                                                                                                                                                                                                                                                                                                                                                                                                                                                                                                                                                                                                                                                                                                                                                                                                                                                                                                                                                                                                                          |
|          |                  |                    | 2015 | 190                  | 190                               | 550                       | 550                | 700                                | 700                   | -               | -                   | 40 <sup>b</sup> | P2              | <100% <sup>c</sup>   | Same rates as maintenance. <sup>b</sup> max. 400€/farm; <sup>c</sup> max total payment 40,000 €/farm                                                                                                                                                                                                                                                                                                                                                                                                                                                                                                                                                                                                                                                                                                                                                                                                                                                                                                                                                                                                                                                                                                                 |
|          |                  | Bayern             | 2019 | 350 <sup>f</sup>     | 350                               | 915                       | 915                | 1250                               | 1250                  | -               | -                   | 35 <sup>d</sup> | P2              | <100% <sup>e</sup>   | <sup>d</sup> for max. 15ha/farm; <sup>e</sup> land area degression < 100ha=100%, 100-200ha=90%, >200ha=80%; <sup>f</sup> if >70% of farm is forage, then min. stocking 0.3LU/ha                                                                                                                                                                                                                                                                                                                                                                                                                                                                                                                                                                                                                                                                                                                                                                                                                                                                                                                                                                                                                                      |
|          |                  |                    | 2015 | 285 <sup>g</sup>     | 285                               | 475                       | 475                | 475                                | 475                   | -               | -                   | 35 <sup>d</sup> | P2              | <100% <sup>c</sup>   | <sup>g</sup> if >50% of farm is forage, then min. stocking 0.3LU/ha;                                                                                                                                                                                                                                                                                                                                                                                                                                                                                                                                                                                                                                                                                                                                                                                                                                                                                                                                                                                                                                                                                                                                                 |
|          |                  | Brandenburg/Berlin | 2019 | 210 <sup>h</sup>     | 209                               | 415                       | 415                | 665-750 <sup>j</sup>               | -                     | -               | -                   | 0               | P2              | nd                   | Same rates as maintenance. <sup>h</sup> permanent grassland: no irrigation, improvements, stocking min. 0.5 max 1.4 LU/ha; <sup>i</sup> higher rate for stone and pip fruit, lower rate for perennial berries                                                                                                                                                                                                                                                                                                                                                                                                                                                                                                                                                                                                                                                                                                                                                                                                                                                                                                                                                                                                        |
|          |                  |                    | 2015 | 150 <sup>j</sup>     | 150                               | 340                       | 340                | 640                                | -                     | -               | -                   | 0               | P2              | nd                   | 2011: conversion payments years 1-5, maintenance payments from year 6; <sup>j</sup> permanent grassland: no irrigation, improvements, stocking min. 0.5 max 1.4 LU/ha                                                                                                                                                                                                                                                                                                                                                                                                                                                                                                                                                                                                                                                                                                                                                                                                                                                                                                                                                                                                                                                |
|          |                  | Hamburg            | 2019 | 364                  | 364                               | 1190                      | 1190               | 1625                               | -                     | -               | -                   | 52 <sup>k</sup> | P2              | nd                   | <sup>k</sup> max. 715€/farm                                                                                                                                                                                                                                                                                                                                                                                                                                                                                                                                                                                                                                                                                                                                                                                                                                                                                                                                                                                                                                                                                                                                                                                          |
|          |                  |                    | 2015 | 270                  | 270                               | 750                       | 750                | 1170                               | -                     | -               | -                   | 35 <sup>l</sup> | P2              | nd                   | <sup>l</sup> max. 530€/farm                                                                                                                                                                                                                                                                                                                                                                                                                                                                                                                                                                                                                                                                                                                                                                                                                                                                                                                                                                                                                                                                                                                                                                                          |
|          |                  | Hessen             | 2019 | 190 <sup>m</sup>     | 260                               | 420                       | 420                | 750                                | 750                   | -               | -                   | 50 <sup>a</sup> | P2              | nd                   | 2015/2019: Same rates as maintenance. <sup>m</sup> min. stocking 0.3LU/ha                                                                                                                                                                                                                                                                                                                                                                                                                                                                                                                                                                                                                                                                                                                                                                                                                                                                                                                                                                                                                                                                                                                                            |
| 2015     | 210 <sup>m</sup> |                    | 210  | 480                  | 480                               | 560                       | 560                | -                                  | -                     | 35 <sup>l</sup> | P2                  | nd              | permanent grass |                      |                                                                                                                                                                                                                                                                                                                                                                                                                                                                                                                                                                                                                                                                                                                                                                                                                                                                                                                                                                                                                                                                                                                                                                                                                      |

## Conversion payments, Euro per ha and year, normally for years 1 and 2 only after conversion start

| ISO code           | Country                          | Region                 | Year                | Grassland                          | Arable land           | Annual vegetables & herbs |                   |                       | Protected cropping     | Perennials, orchards, fruits        | Vineyards             | Olives          | Beehives (per hive) | Certification   | Funding source                                                                                                                                        | % of costs covered          | Notes                                                                                                                                                                                                |                                                                                                                                                          |
|--------------------|----------------------------------|------------------------|---------------------|------------------------------------|-----------------------|---------------------------|-------------------|-----------------------|------------------------|-------------------------------------|-----------------------|-----------------|---------------------|-----------------|-------------------------------------------------------------------------------------------------------------------------------------------------------|-----------------------------|------------------------------------------------------------------------------------------------------------------------------------------------------------------------------------------------------|----------------------------------------------------------------------------------------------------------------------------------------------------------|
| DE                 | Germany                          | Mecklenburg-Vorpommern | 2019                | 260                                | 260                   | 835                       |                   | 835                   | 1150                   | -                                   | -                     | -               | 50 <sup>a</sup>     | P2              | nd                                                                                                                                                    | <sup>a</sup> max. 600€/farm |                                                                                                                                                                                                      |                                                                                                                                                          |
|                    |                                  |                        | 2015                |                                    |                       |                           |                   |                       |                        |                                     |                       |                 |                     |                 |                                                                                                                                                       |                             |                                                                                                                                                                                                      |                                                                                                                                                          |
|                    |                                  |                        | 2011                | 150 <sup>m</sup>                   | 150                   | 308                       |                   | 308                   | 588                    | -                                   | -                     | -               | -                   | 35 <sup>l</sup> | P2                                                                                                                                                    | nd                          | 2011: Same rates as maintenance. <sup>l</sup> max. 530€/farm,                                                                                                                                        |                                                                                                                                                          |
|                    |                                  | Niedersachsen/Bremen   | 2019                | 364                                | 364                   | 900                       |                   | 900                   | 1275                   | -                                   | -                     | -               | -                   | 50 <sup>a</sup> | P2                                                                                                                                                    | nd                          | Arable and grassland rates increased to 403€/ha from 2020; <sup>a</sup> max. 600€/farm                                                                                                               |                                                                                                                                                          |
|                    |                                  |                        | 2015                |                                    |                       |                           |                   |                       |                        |                                     |                       |                 |                     |                 |                                                                                                                                                       |                             |                                                                                                                                                                                                      |                                                                                                                                                          |
|                    |                                  |                        | 2011                | 262                                | 262                   | 693                       |                   | 693                   | 1107                   | -                                   | -                     | -               | -                   | 35 <sup>l</sup> | P2                                                                                                                                                    | nd                          | <sup>l</sup> max. 530€/farm                                                                                                                                                                          |                                                                                                                                                          |
|                    |                                  | Nordrhein-Westfalen    | 2019                | 330 <sup>n</sup>                   | 520                   | 1440                      |                   | 6000 <sup>v</sup>     | 2160                   | 2160                                | -                     | -               | -                   | 50 <sup>a</sup> | P2                                                                                                                                                    | nd                          | <sup>a</sup> max. 600€/farm; <sup>n</sup> Min. stocking 0.3LU/ha on, and no cultivation or conversion to arable of, permanent grass; <sup>v</sup> years 3-5: 5000/ha                                 |                                                                                                                                                          |
|                    |                                  |                        | 2015                |                                    |                       |                           |                   |                       |                        |                                     |                       |                 |                     |                 |                                                                                                                                                       |                             |                                                                                                                                                                                                      |                                                                                                                                                          |
|                    |                                  | 2011                   | 230 <sup>m</sup>    | 324                                | 900                   |                           | 5500 <sup>w</sup> | 1404                  | 1404                   | -                                   | -                     | -               | -                   | 35 <sup>l</sup> | P2                                                                                                                                                    | nd                          | <sup>l</sup> max. 530€/farm; <sup>w</sup> years 3-5: 4500/ha                                                                                                                                         |                                                                                                                                                          |
|                    |                                  | Rheinland-Pfalz        | 2019                | 300                                | 300                   | 600                       | 700               | 600                   | 700                    | 930                                 | 900-2855 <sup>o</sup> | -               | -                   | -               | 50 <sup>a</sup>                                                                                                                                       | P2                          | nd                                                                                                                                                                                                   | <sup>a</sup> max. 600€/farm, <sup>o</sup> 1065€/ha for steep land >30%, highest rate for steepest land/terraces >50%, both incl. 300€ organic supplement |
|                    |                                  |                        | 2015                |                                    |                       |                           |                   |                       |                        |                                     |                       |                 |                     |                 |                                                                                                                                                       |                             |                                                                                                                                                                                                      |                                                                                                                                                          |
|                    |                                  |                        | 2011                | 240                                | 240                   | 480                       |                   | 480                   | 715 <sup>x</sup>       | 560 <sup>x</sup> -2810 <sup>p</sup> | -                     | -               | -                   | -               | 0                                                                                                                                                     | P2                          | nd                                                                                                                                                                                                   | <sup>p</sup> 1020€/ha for steep land >30%, highest rate for steepest land/terraces >50%, both incl. 255€ organic supplement; <sup>x</sup> years 1-3      |
|                    |                                  | Saarland               | 2019                | 225 <sup>z</sup> -279 <sup>q</sup> | 225 <sup>z</sup> -279 | 531 <sup>z</sup> -842     |                   | 531 <sup>z</sup> -842 | 855 <sup>z</sup> -1148 | 855 <sup>z</sup> -1148              | -                     | -               | -                   | 40 <sup>r</sup> | P2                                                                                                                                                    | nd                          | <sup>q</sup> if >50% of farm is forage, then min. stocking 0.3LU/forage ha; <sup>r</sup> max 550€/farm; <sup>z</sup> lower rate in each case for alternative option of constant payment over 5 years |                                                                                                                                                          |
|                    |                                  |                        | 2015                |                                    |                       |                           |                   |                       |                        |                                     |                       |                 |                     |                 |                                                                                                                                                       |                             |                                                                                                                                                                                                      |                                                                                                                                                          |
|                    |                                  | 2011                   | 230 <sup>q</sup>    | 230                                | 638                   |                           | 638               | 995                   | 995                    | -                                   | -                     | -               | -                   | 35 <sup>l</sup> | P2                                                                                                                                                    | nd                          | <sup>l</sup> max. 530€/farm                                                                                                                                                                          |                                                                                                                                                          |
|                    |                                  | Sachsen                | 2019                | 330                                | 330                   | 935                       |                   | 935                   | 1410                   | 1410                                | -                     | -               | -                   | 40 <sup>r</sup> | P2                                                                                                                                                    | nd                          | <sup>r</sup> max 550€/farm                                                                                                                                                                           |                                                                                                                                                          |
| 2015               |                                  |                        |                     |                                    |                       |                           |                   |                       |                        |                                     |                       |                 |                     |                 |                                                                                                                                                       |                             |                                                                                                                                                                                                      |                                                                                                                                                          |
| 2011               | 324                              | 324                    | 900                 |                                    | 900                   | 1404                      | 1404              | -                     | -                      | -                                   | -                     | 35 <sup>l</sup> | P2                  | nd              | Combinations with other agri-environment measures on the same land not permitted; <sup>l</sup> max. 530€/farm                                         |                             |                                                                                                                                                                                                      |                                                                                                                                                          |
| Sachsen-Anhalt     | 2019                             | 230                    | 230                 | 415                                |                       | 415                       | 750               | -                     | -                      | -                                   | -                     | 50 <sup>a</sup> | P2                  | nd              | Same rate as maintenance. Rates increased from 2020 to 273€/ha grass, arable; 468€/ha veg.; 975€/ha perennials                                        |                             |                                                                                                                                                                                                      |                                                                                                                                                          |
|                    | 2015                             |                        |                     |                                    |                       |                           |                   |                       |                        |                                     |                       |                 |                     |                 |                                                                                                                                                       |                             |                                                                                                                                                                                                      |                                                                                                                                                          |
| 2011               | 170                              | 200                    | 300                 |                                    | 300                   | 720                       | -                 | -                     | -                      | -                                   | -                     | 35 <sup>l</sup> | P2                  | nd              | Same rate as maintenance. Combinations with other agri-env. measures on the same land not permitted; <sup>l</sup> max. 530€/farm                      |                             |                                                                                                                                                                                                      |                                                                                                                                                          |
| Schleswig-Holstein | 2019                             | 364 <sup>m</sup>       | 364                 | 935                                |                       | 935                       | 1125              | -                     | -                      | -                                   | -                     | 50 <sup>a</sup> | P2                  | nd              | <sup>a</sup> max. 600€/farm                                                                                                                           |                             |                                                                                                                                                                                                      |                                                                                                                                                          |
|                    | 2015                             |                        |                     |                                    |                       |                           |                   |                       |                        |                                     |                       |                 |                     |                 |                                                                                                                                                       |                             |                                                                                                                                                                                                      |                                                                                                                                                          |
| 2011               | 0 <sup>s</sup> -262 <sup>m</sup> | 0 <sup>s</sup> -262    | 0 <sup>s</sup> -693 |                                    | 0 <sup>s</sup> -693   | 0 <sup>s</sup> -1107      | -                 | -                     | -                      | -                                   | -                     | 0               | P2                  | nd              | <sup>s</sup> stop to new agreements from 2011 pending confirmation of EU cofinancing from 2014                                                        |                             |                                                                                                                                                                                                      |                                                                                                                                                          |
| Thüringen          | 2019                             | 280                    | 280                 | 590                                |                       | 590                       | 950               | -                     | -                      | -                                   | -                     | 50 <sup>a</sup> | P2                  | nd              | Conversion rates apply years 1-5, maintenance payments from 6th year; <sup>a</sup> max. 600€/farm; <sup>t</sup> all new agri-environment applications |                             |                                                                                                                                                                                                      |                                                                                                                                                          |
|                    | 2015                             |                        |                     |                                    |                       |                           |                   |                       |                        |                                     |                       |                 |                     |                 |                                                                                                                                                       |                             |                                                                                                                                                                                                      |                                                                                                                                                          |
| 2011               | 0 <sup>t</sup> -210              | 0 <sup>t</sup> -210    | 0 <sup>t</sup> -480 |                                    | 0 <sup>t</sup> -480   | 0 <sup>t</sup> -900       | -                 | -                     | -                      | -                                   | -                     | 35 <sup>u</sup> | P2                  | nd              | stopped from 2011 due to lack of funds; <sup>u</sup> max. 500€/farm;                                                                                  |                             |                                                                                                                                                                                                      |                                                                                                                                                          |

## Conversion payments, Euro per ha and year, normally for years 1 and 2 only after conversion start

| ISO code  | Country | Region                                 | Year                                        | Grassland                            | Arable land                           | Annual vegetables & herbs                                                       | Protected cropping      | Perennials, orchards, fruits          | Vineyards         | Olives  | Beehives (per hive) | Certification  | Funding source | % of costs covered  | Notes                                                                                                                                                                                                                                                                                                                                                                                                                                                                                                                                                                                                                                                                                                                                                                                   |
|-----------|---------|----------------------------------------|---------------------------------------------|--------------------------------------|---------------------------------------|---------------------------------------------------------------------------------|-------------------------|---------------------------------------|-------------------|---------|---------------------|----------------|----------------|---------------------|-----------------------------------------------------------------------------------------------------------------------------------------------------------------------------------------------------------------------------------------------------------------------------------------------------------------------------------------------------------------------------------------------------------------------------------------------------------------------------------------------------------------------------------------------------------------------------------------------------------------------------------------------------------------------------------------------------------------------------------------------------------------------------------------|
| DK        | Denmark | National                               | 2019 <sup>d</sup><br>2015                   | 277-344 <sup>a</sup>                 | 277-344 <sup>a</sup>                  | 277-344 <sup>a</sup>                                                            | 277-344 <sup>a</sup>    | 813-880 <sup>a,b</sup>                | -                 | -       | -                   | - <sup>c</sup> | P2 from P1     | nd                  | New organic specific scheme introduced 2014. <sup>a</sup> all land maintenance base rate plus conversion top up flat rate 1200 DKK/ha for years 1 and 2, excluding land where pesticides already prohibited and fallow land, lower rate max 100kgN used/ha, higher rate max 60kg N/ha; <sup>b</sup> fruits and berries includes 4000DKK/ha supplement to base rate - eligible list of crops specifies min. plant densities; <sup>c</sup> inspection and certification is performed and financed by the Danish State; <sup>d</sup> from 2019 only available to new farms converting, not existing organic farmers expanding.                                                                                                                                                             |
|           |         |                                        | 2011                                        | 165                                  | 165                                   | 165                                                                             | 165                     | 165                                   | -                 | -       | -                   | - <sup>c</sup> | P1             | 100%                | 2011: Conversion support includes 100€/ha maintenance support, which is provided to organic farmers as a priority group as part of the Environmental Farming Scheme open to all farmers, originally funded by extensification funds, increasingly under Article 68 of Council Regulation (EC) No. 73/2009 as previous agreements expire. A reduced supplement of 13€/ha is applied to maintenance payments in years 3-5.                                                                                                                                                                                                                                                                                                                                                                |
| EE        | Estonia | National                               | 2019<br>2015                                | 27,5 <sup>a</sup> -93,5 <sup>b</sup> | 137,5 <sup>c</sup>                    | 231 <sup>c,d</sup> -660                                                         | 660                     | 330                                   | -                 | -       | 44                  | 0              | P2             | 100%                | <sup>a</sup> permanent grassland with >0.2 grazing animal units per ha, and additional 85€ per unit of grazing livestock (NB dairy cow: 3 units, beef cattle: 1, beef <6m: 0.2, goat >6m: 0.3, sheep >3m: 0.2; sow with piglets: 2.5, finishing pigs: 1.25, poultry: 0.07, quail: 0.01, rabbits: 0.3); <sup>b</sup> higher rate for temp grass <3yrs in arable rotations; <sup>c</sup> 20% extra paid for cereals and potatoes if organic seed used; <sup>d</sup> lower rate for potatoes                                                                                                                                                                                                                                                                                               |
|           |         |                                        | 2011                                        | 77 <sup>e,f</sup>                    | 119                                   | 350                                                                             | 350                     | 350                                   | -                 | -       | 32                  | 0              | P2             | nd                  | Same as maintenance payments. <sup>e</sup> grassland, additional livestock payment of EUR 32 per unit of grazing livestock; <sup>f</sup> other livestock payments per head: sows with piglets 211, other pigs 128, poultry 6.4, rabbits 6.4                                                                                                                                                                                                                                                                                                                                                                                                                                                                                                                                             |
| ES        | Spain   | All                                    | 2019<br>2015                                | 45-450                               | 81-894                                | 128-1284                                                                        | 581-2013                | 75-934                                | 75-900            | 75-534  | nd                  | nd             | P2             | <100%               |                                                                                                                                                                                                                                                                                                                                                                                                                                                                                                                                                                                                                                                                                                                                                                                         |
|           |         |                                        | 2011                                        | 0-263                                | 45-720                                | 78-679                                                                          | 170-2209                | 47-1075                               | 92-1239           | 110-500 | nd                  | nd             | P2             | <100%               |                                                                                                                                                                                                                                                                                                                                                                                                                                                                                                                                                                                                                                                                                                                                                                                         |
|           |         | Andalucía                              | 2019<br>2015                                | 99 <sup>a1</sup> , 99 <sup>a2</sup>  | 181 <sup>a3</sup> , 640 <sup>a4</sup> | 648 <sup>a5</sup>                                                               | 648 <sup>a5</sup>       | 260 <sup>a6</sup> , 420 <sup>a7</sup> | 288 <sup>a8</sup> | 298     | 9.6 <sup>a16</sup>  | -              | P2             | <100% <sup>a9</sup> | <sup>a1</sup> other livestock, stocking rate min. 0.1, max. 1LU/ha; <sup>a2</sup> poultry, stocking rate min. 0.5, max. 1LU/ha; <sup>a3</sup> min. 10ha; <sup>a4</sup> rice, min. 0.5ha; <sup>a5</sup> min. 0.2ha; <sup>a6</sup> dry fruits and nuts, min. 1ha; <sup>a7</sup> irrigated fruits, min. 0.5ha; <sup>a8</sup> min. 0.5ha; <sup>a9</sup> max. 50 000€/farm; <sup>a16</sup> min. 50hives; 2011 conversion payments same rate years 1-3, min. areas: arable, olives, vineyards, cotton, poultry 1ha, vegetables 0.25ha, other livestock 15ha pastures and forage. <sup>a10</sup> poultry, stocking rate min. 0.5LU/ha, max 1.8; <sup>a11</sup> lucerne; <sup>a12</sup> cotton; <sup>a13</sup> citrus; <sup>a14</sup> table grapes, min. 0.25ha; <sup>a15</sup> on 8-35% slopes |
| Andalucía | 2011    | 201 <sup>a1</sup> , 249 <sup>a10</sup> | 184, 358 <sup>a11</sup> , 600 <sup>a4</sup> | 600                                  | 600                                   | 123 <sup>a6</sup> , 361 <sup>a12</sup> , 510 <sup>a13</sup> , 589 <sup>a7</sup> | 230, 600 <sup>a14</sup> | 270, 370 <sup>a15</sup>               | 7                 | nd      | P2                  | nd             |                |                     |                                                                                                                                                                                                                                                                                                                                                                                                                                                                                                                                                                                                                                                                                                                                                                                         |

## Conversion payments, Euro per ha and year, normally for years 1 and 2 only after conversion start

| ISO code | Country | Region    | Year | Grassland                               | Arable land                             | Annual vegetables & herbs               | Protected cropping          | Perennials, orchards, fruits            | Vineyards               | Olives                | Beehives (per hive) | Certification    | Funding source | % of costs covered | Notes                                                                                                                                                                                                                                                                                                                                                                                                                                                                                                                                                                                                                                                                                                                                                                                                                                                                                                                                                                                                                                                                                                                                                                                          |                                                                                                                                                                                                                                                                                                                                                                                                                                                                                                                                                       |                                                                                                                                                                                                                                                                                                                                                                                                                                                                  |                                                                                                                                                                                                                                                                                                                                                                                                  |
|----------|---------|-----------|------|-----------------------------------------|-----------------------------------------|-----------------------------------------|-----------------------------|-----------------------------------------|-------------------------|-----------------------|---------------------|------------------|----------------|--------------------|------------------------------------------------------------------------------------------------------------------------------------------------------------------------------------------------------------------------------------------------------------------------------------------------------------------------------------------------------------------------------------------------------------------------------------------------------------------------------------------------------------------------------------------------------------------------------------------------------------------------------------------------------------------------------------------------------------------------------------------------------------------------------------------------------------------------------------------------------------------------------------------------------------------------------------------------------------------------------------------------------------------------------------------------------------------------------------------------------------------------------------------------------------------------------------------------|-------------------------------------------------------------------------------------------------------------------------------------------------------------------------------------------------------------------------------------------------------------------------------------------------------------------------------------------------------------------------------------------------------------------------------------------------------------------------------------------------------------------------------------------------------|------------------------------------------------------------------------------------------------------------------------------------------------------------------------------------------------------------------------------------------------------------------------------------------------------------------------------------------------------------------------------------------------------------------------------------------------------------------|--------------------------------------------------------------------------------------------------------------------------------------------------------------------------------------------------------------------------------------------------------------------------------------------------------------------------------------------------------------------------------------------------|
| ES       | Spain   | Aragón    | 2019 | 231 <sup>a1</sup>                       | 102-223 <sup>b2</sup> ,                 | 401-520 <sup>b5</sup>                   | -                           | 132 <sup>b6</sup> ,                     | 252-549 <sup>b8</sup>   | 293-534 <sup>b9</sup> | -                   | - <sup>b10</sup> | P2             | nd                 | 2019, 2015 and 2011, conversion payments same rate years 1-6, min. areas normally 0.5ha (except cereals). Additional crop payments for income reductions due to harvest losses (HL) and use of biological controls (BC) to reduce use of plant protection products shown as higher value for each category, with details in notes (2011 no data on additional payments or other variations). <sup>b1</sup> with livestock, 210€/LU, max. 1LU/ha, min. 10 cows/horses, 50 sheep/goats; <sup>b2</sup> non-irrigated, min. 5ha, cereals rate varies with yields, rate shown for 2.5t/ha, rate varies by 4/ha for each 0.1t/ha yield difference, in range 1.5-2.7t/ha, HL >15% income loss 81/ha, BC 40/ha; <sup>b3</sup> irrigated, min.5ha, HL >15% income loss 146/ha, BC 72/ha; <sup>b4</sup> rice, HL >20% income loss 319/ha, BC 123/ha; <sup>b5</sup> field vegetables, HL>15% income loss 70/ha, BC 49/ha, <sup>b6</sup> dry fruit and nuts; <sup>b7</sup> irrigated fruit, HL>10% income loss 468/ha, BC 65/ha; <sup>b8</sup> HL>20% income loss 268/ha, BC 29/ha; <sup>b9</sup> HL>20% income loss 225/ha, BC 42/ha; <sup>b10</sup> included in area payments; <sup>b11</sup> arid zones |                                                                                                                                                                                                                                                                                                                                                                                                                                                                                                                                                       |                                                                                                                                                                                                                                                                                                                                                                                                                                                                  |                                                                                                                                                                                                                                                                                                                                                                                                  |
|          |         |           | 2015 |                                         | 149-367 <sup>b3</sup> ,                 |                                         |                             | 401-934 <sup>b7</sup>                   |                         |                       |                     |                  |                |                    |                                                                                                                                                                                                                                                                                                                                                                                                                                                                                                                                                                                                                                                                                                                                                                                                                                                                                                                                                                                                                                                                                                                                                                                                | 2011                                                                                                                                                                                                                                                                                                                                                                                                                                                                                                                                                  | 231 <sup>a1</sup>                                                                                                                                                                                                                                                                                                                                                                                                                                                | 102 <sup>b2</sup> , 149 <sup>b3</sup> ,                                                                                                                                                                                                                                                                                                                                                          |
|          |         | Asturias  | 2019 | 120 <sup>c7</sup> , 255 <sup>c8</sup> , | 181                                     | 600                                     | 600                         | 400 <sup>c10</sup> , 900                | 450                     | nd                    | 30                  | nd               | P2             | nd                 |                                                                                                                                                                                                                                                                                                                                                                                                                                                                                                                                                                                                                                                                                                                                                                                                                                                                                                                                                                                                                                                                                                                                                                                                | <sup>c1</sup> with cattle, min. 2 ha, max. 40ha; <sup>c2</sup> min. 0.5ha; <sup>c3</sup> min. 0.12ha; <sup>c4</sup> min. 0.08ha; <sup>c5</sup> min. 1ha if irrigated, 0.3ha if not; <sup>c6</sup> min. 0.3ha; <sup>c7</sup> other livestock; <sup>c8</sup> meat beef, sheep, goats; <sup>c9</sup> dairy beef, sheep, goats; <sup>c10</sup> cider apples; 2011 conversion payments same rate years 1-5.                                                                                                                                                |                                                                                                                                                                                                                                                                                                                                                                                                                                                                  |                                                                                                                                                                                                                                                                                                                                                                                                  |
|          |         |           | 2015 | 275 <sup>c9</sup>                       | 640 <sup>c3</sup>                       | 640 <sup>c4</sup>                       | 900 <sup>c5</sup>           | 450 <sup>c6</sup>                       | -                       | 7                     | nd                  | P2               | nd             |                    |                                                                                                                                                                                                                                                                                                                                                                                                                                                                                                                                                                                                                                                                                                                                                                                                                                                                                                                                                                                                                                                                                                                                                                                                |                                                                                                                                                                                                                                                                                                                                                                                                                                                                                                                                                       |                                                                                                                                                                                                                                                                                                                                                                                                                                                                  |                                                                                                                                                                                                                                                                                                                                                                                                  |
|          |         | Balears   | 2019 | 200                                     | 172 <sup>d2</sup> , 256 <sup>d3</sup> , | 449                                     | 619                         | 172 <sup>d7</sup> , 538 <sup>d9</sup> , | 362, 585 <sup>d11</sup> | 515                   | nd                  | nd               | P2             | nd                 |                                                                                                                                                                                                                                                                                                                                                                                                                                                                                                                                                                                                                                                                                                                                                                                                                                                                                                                                                                                                                                                                                                                                                                                                | 2015, 2019 conversion same rate as maintenance. <sup>d1</sup> min. 2ha; <sup>d2</sup> not irrigated, min. 2ha; <sup>d3</sup> irrigated min. 0.5ha; <sup>d4</sup> rice min. 0.25ha; <sup>d5</sup> min. 0.25ha; <sup>d6</sup> min. 0.15ha; <sup>d7</sup> dry fruits, vineyards, olives min.1ha; <sup>d8</sup> citrus, <sup>d9</sup> pome fruits; <sup>d10</sup> stone fruits; <sup>d8-d10</sup> min. 0.5ha; <sup>d11</sup> table grapes min. 0.25ha; <sup>d12</sup> payment depression: 40-80 ha 60%, >80ha 30%; 2011 maintenance payments from year 6. |                                                                                                                                                                                                                                                                                                                                                                                                                                                                  |                                                                                                                                                                                                                                                                                                                                                                                                  |
|          |         |           | 2015 | 610 <sup>d4</sup>                       | 47-157 <sup>d7,d12</sup> ,              | 148-493 <sup>d8,d12</sup> ,             | 100-332 <sup>d7,d12</sup> , | 142-472 <sup>d7,d12</sup>               |                         |                       |                     |                  |                |                    |                                                                                                                                                                                                                                                                                                                                                                                                                                                                                                                                                                                                                                                                                                                                                                                                                                                                                                                                                                                                                                                                                                                                                                                                |                                                                                                                                                                                                                                                                                                                                                                                                                                                                                                                                                       | nd                                                                                                                                                                                                                                                                                                                                                                                                                                                               | nd                                                                                                                                                                                                                                                                                                                                                                                               |
|          |         | Canarias  | 2019 | 129 <sup>e2</sup> , 202 <sup>e3</sup>   | 129 <sup>e2</sup> , 202 <sup>e3</sup>   | 384                                     | 600, 600 <sup>e12</sup>     | 144 <sup>e2</sup> , 302 <sup>e6</sup> , | 388                     | -                     | nd                  | nd               | P2             | nd                 |                                                                                                                                                                                                                                                                                                                                                                                                                                                                                                                                                                                                                                                                                                                                                                                                                                                                                                                                                                                                                                                                                                                                                                                                |                                                                                                                                                                                                                                                                                                                                                                                                                                                                                                                                                       | <sup>e1</sup> livestock stocking rate min 0.1 LU/ha max 0.5 LU/ha; <sup>e2</sup> not irrigated; <sup>e3</sup> irrigated; <sup>e4</sup> min. 0.05ha; <sup>e5</sup> dry fruits and nuts; <sup>e6</sup> pome fruits; <sup>e7</sup> stone fruits; <sup>e8</sup> citrus; <sup>e9</sup> bananas; <sup>e10</sup> for wine, min 0.5ha; <sup>e11</sup> table grapes; <sup>e12</sup> tomatoes; 2011 conversion payments same rate years 1-5, minimum areas normally 0.1ha. |                                                                                                                                                                                                                                                                                                                                                                                                  |
|          |         |           | 2015 | 900 <sup>e9</sup>                       | 342 <sup>e7</sup> , 480 <sup>e8</sup> , | 210 <sup>e10</sup> , 483 <sup>e11</sup> | nd                          | nd                                      |                         |                       |                     |                  |                |                    |                                                                                                                                                                                                                                                                                                                                                                                                                                                                                                                                                                                                                                                                                                                                                                                                                                                                                                                                                                                                                                                                                                                                                                                                |                                                                                                                                                                                                                                                                                                                                                                                                                                                                                                                                                       |                                                                                                                                                                                                                                                                                                                                                                                                                                                                  | P2                                                                                                                                                                                                                                                                                                                                                                                               |
|          |         | Cantabria | 2019 | 216                                     | 218                                     | 600                                     | 720                         | 600, 720 <sup>f9</sup>                  | 274                     | nd                    | 48                  | nd               | P2             | nd                 |                                                                                                                                                                                                                                                                                                                                                                                                                                                                                                                                                                                                                                                                                                                                                                                                                                                                                                                                                                                                                                                                                                                                                                                                |                                                                                                                                                                                                                                                                                                                                                                                                                                                                                                                                                       |                                                                                                                                                                                                                                                                                                                                                                                                                                                                  | <sup>f1</sup> with livestock, stocking rates nd; <sup>f2</sup> min. 2ha; <sup>f3</sup> min. 0.25ha; <sup>f4</sup> min. 0.05ha; <sup>f5</sup> dry fruit and nuts; <sup>f6</sup> pome fruit irrigated min 0.5ha; <sup>f7</sup> stone fruit irrigated min. 0.5ha; <sup>f8</sup> table grapes; <sup>f9</sup> small fruits; 2011 conversion payments same as maintenance, minimum areas normally 1ha. |
|          |         |           | 2015 | 180 <sup>f1</sup>                       | 181 <sup>f2</sup>                       | 310 <sup>f3</sup>                       | 505 <sup>f4</sup>           | 119 <sup>f5</sup> , 328 <sup>f6</sup> , | 228, 496 <sup>f8</sup>  | 267                   | nd                  | nd               | P2             | nd                 |                                                                                                                                                                                                                                                                                                                                                                                                                                                                                                                                                                                                                                                                                                                                                                                                                                                                                                                                                                                                                                                                                                                                                                                                |                                                                                                                                                                                                                                                                                                                                                                                                                                                                                                                                                       |                                                                                                                                                                                                                                                                                                                                                                                                                                                                  |                                                                                                                                                                                                                                                                                                                                                                                                  |
|          |         |           |      |                                         |                                         | 364 <sup>f7</sup>                       |                             |                                         |                         |                       |                     |                  |                |                    |                                                                                                                                                                                                                                                                                                                                                                                                                                                                                                                                                                                                                                                                                                                                                                                                                                                                                                                                                                                                                                                                                                                                                                                                |                                                                                                                                                                                                                                                                                                                                                                                                                                                                                                                                                       |                                                                                                                                                                                                                                                                                                                                                                                                                                                                  |                                                                                                                                                                                                                                                                                                                                                                                                  |

## Conversion payments, Euro per ha and year, normally for years 1 and 2 only after conversion start

| ISO code    | Country              | Region              | Year                                                       | Grassland                                                                                        | Arable land                           | Annual vegetables & herbs                                 | Protected cropping                                                                          | Perennials, orchards, fruits                                                  | Vineyards             | Olives               | Beehives (per hive) | Certification | Funding source | % of costs covered  | Notes                                                                                                                                                                                                                                                                                                                                                                                                                                                                                                                                               |                                                                                                                                                                                                                                                                                                                                                                                                                                                                                                                                                                                                                                                                                                                                                                                                                                                                                                                                                                                                                                                                                                                                                                                                                                                                                                                                                                                                                                                     |  |                                                                                                                                                                                                                                               |
|-------------|----------------------|---------------------|------------------------------------------------------------|--------------------------------------------------------------------------------------------------|---------------------------------------|-----------------------------------------------------------|---------------------------------------------------------------------------------------------|-------------------------------------------------------------------------------|-----------------------|----------------------|---------------------|---------------|----------------|---------------------|-----------------------------------------------------------------------------------------------------------------------------------------------------------------------------------------------------------------------------------------------------------------------------------------------------------------------------------------------------------------------------------------------------------------------------------------------------------------------------------------------------------------------------------------------------|-----------------------------------------------------------------------------------------------------------------------------------------------------------------------------------------------------------------------------------------------------------------------------------------------------------------------------------------------------------------------------------------------------------------------------------------------------------------------------------------------------------------------------------------------------------------------------------------------------------------------------------------------------------------------------------------------------------------------------------------------------------------------------------------------------------------------------------------------------------------------------------------------------------------------------------------------------------------------------------------------------------------------------------------------------------------------------------------------------------------------------------------------------------------------------------------------------------------------------------------------------------------------------------------------------------------------------------------------------------------------------------------------------------------------------------------------------|--|-----------------------------------------------------------------------------------------------------------------------------------------------------------------------------------------------------------------------------------------------|
| ES          | Spain                | Castilla La Mancha  | 2019                                                       |                                                                                                  |                                       |                                                           |                                                                                             | 75-249 <sup>g3,g8</sup> ,                                                     |                       |                      |                     |               |                |                     |                                                                                                                                                                                                                                                                                                                                                                                                                                                                                                                                                     | No (higher) conversion payments from 2019, rates shown for 2015. 2011 conversion payments same rate years 1-3 for perennial crops, minimum areas: arable, olives, vines, dry fruits 1ha, irrigated fruits 0.5ha; vegetables 0.3ha. <sup>g1</sup> livestock 175/LU, max. 1.5LU/ha pasture, forage and fodder crops, min. 5ha; <sup>g2</sup> rice; <sup>g3</sup> dry fruits and nuts; <sup>g4</sup> pome fruit; <sup>g5</sup> stone fruit; <sup>g6</sup> citrus; <sup>g7</sup> table grapes; <sup>g8</sup> payment depression <40ha 100%, 40-80ha 60%, >80ha 30%                                                                                                                                                                                                                                                                                                                                                                                                                                                                                                                                                                                                                                                                                                                                                                                                                                                                                      |  |                                                                                                                                                                                                                                               |
|             |                      |                     | 2015                                                       | 45-150 <sup>g8</sup>                                                                             | 81-270 <sup>g8</sup>                  | 128-425 <sup>g8</sup>                                     | -                                                                                           | 126-420 <sup>g4,g8</sup>                                                      | 75-249 <sup>g8</sup>  | 75-249 <sup>g8</sup> | -                   | nd            | P2             | <100% <sup>g8</sup> |                                                                                                                                                                                                                                                                                                                                                                                                                                                                                                                                                     |                                                                                                                                                                                                                                                                                                                                                                                                                                                                                                                                                                                                                                                                                                                                                                                                                                                                                                                                                                                                                                                                                                                                                                                                                                                                                                                                                                                                                                                     |  |                                                                                                                                                                                                                                               |
|             |                      |                     | 2011                                                       | 0-263 <sup>g1</sup>                                                                              | 249,660 <sup>g2</sup>                 | 436                                                       | 619                                                                                         | 274 <sup>g3</sup> , 384 <sup>g4</sup> , 438 <sup>g5</sup> , 589 <sup>g6</sup> | 320,611 <sup>g7</sup> | 362                  | 12                  | nd            | P2             | nd                  |                                                                                                                                                                                                                                                                                                                                                                                                                                                                                                                                                     |                                                                                                                                                                                                                                                                                                                                                                                                                                                                                                                                                                                                                                                                                                                                                                                                                                                                                                                                                                                                                                                                                                                                                                                                                                                                                                                                                                                                                                                     |  |                                                                                                                                                                                                                                               |
|             |                      | Castilla y León     | 2019                                                       |                                                                                                  |                                       |                                                           |                                                                                             | 210 <sup>h3</sup> , 360 <sup>h4</sup> ,                                       |                       |                      |                     |               |                |                     |                                                                                                                                                                                                                                                                                                                                                                                                                                                                                                                                                     |                                                                                                                                                                                                                                                                                                                                                                                                                                                                                                                                                                                                                                                                                                                                                                                                                                                                                                                                                                                                                                                                                                                                                                                                                                                                                                                                                                                                                                                     |  | <sup>h1</sup> pastures, meadows and forage with livestock, stocking rate min. 1LU/ha, max.1.5LU/ha; <sup>h2</sup> irrigated; <sup>h3</sup> dry fruits and nuts; <sup>h4</sup> pome fruits; <sup>h5</sup> stone fruits; 2011 minimum areas nd. |
|             |                      |                     | 2015                                                       | 144                                                                                              | 228,300 <sup>h2</sup>                 | 420                                                       | 600                                                                                         | 456 <sup>h5</sup>                                                             | 288                   | 336                  | nd                  | nd            | P2             | nd                  |                                                                                                                                                                                                                                                                                                                                                                                                                                                                                                                                                     |                                                                                                                                                                                                                                                                                                                                                                                                                                                                                                                                                                                                                                                                                                                                                                                                                                                                                                                                                                                                                                                                                                                                                                                                                                                                                                                                                                                                                                                     |  |                                                                                                                                                                                                                                               |
|             |                      |                     | 2011                                                       | 121 <sup>h1</sup>                                                                                | 198,231 <sup>h2</sup>                 | 356                                                       | 565                                                                                         | 146 <sup>h3</sup> , 305 <sup>h4</sup> , 416 <sup>h5</sup>                     | 240                   | 311                  | nd                  | nd            | P2             | nd                  |                                                                                                                                                                                                                                                                                                                                                                                                                                                                                                                                                     |                                                                                                                                                                                                                                                                                                                                                                                                                                                                                                                                                                                                                                                                                                                                                                                                                                                                                                                                                                                                                                                                                                                                                                                                                                                                                                                                                                                                                                                     |  |                                                                                                                                                                                                                                               |
|             | Cataluña             | 2019                |                                                            |                                                                                                  |                                       |                                                           | 228 <sup>i8,i11</sup> ,                                                                     |                                                                               |                       |                      |                     |               |                |                     |                                                                                                                                                                                                                                                                                                                                                                                                                                                                                                                                                     | 2015 some conversion payment rates same as maintenance, e.g. green manures, vegetables, finishing animals (2019 nd). <sup>i1</sup> with livestock, payments differ by species and purpose: cattle (min. 10LU/farm, 0.4ha) for meat breeding/rearing 208/ha, finishing 386/ha, finishing closed cycle 450/ha, dairy 450/ha; horses (min. 10LU/farm, 0.5LU/ha) for meat breeding/rearing 166/ha, finishing 197/ha, finishing closed cycle 234/ha; pigs (min. 10LU/farm, 0.23-0.3LU/ha) breeding 450/ha, finishing 131/ha, finishing closed cycle 215/ha; goats/sheep meat 297/ha (min. 0.5LU/ha), dairy 450/ha (min 6LU/farm); poultry 450/ha (min. 3LU/farm, 0.3-0.5LU/ha); <sup>i2</sup> green manures (bare fallow 40/ha); <sup>i3</sup> non-irrigated grains; <sup>i4</sup> fodder crops; <sup>i5</sup> irrigated grains; <sup>i6</sup> rice; <sup>i7</sup> min. 0.5ha; <sup>i8</sup> dry fruits and nuts (2015 irrigated 320/ha); <sup>i9</sup> hazelnuts (irrigated 504/ha); <sup>i10</sup> fruit including pome, stone, citrus; <sup>i11</sup> min. 2ha; <sup>i12</sup> min. 1ha; <sup>i13</sup> min. 30hives; <sup>i14</sup> with livestock, 1 LU/ha, max. 100ha/farm; <sup>i15</sup> cutting; <sup>i16</sup> cutting with reseeding; <sup>i17</sup> pome fruit; <sup>i18</sup> stone fruit; <sup>i19</sup> citrus; <sup>i20</sup> table grapes; 2011 conversion payments same rate years 1-3, pastures and meadows same rates as maintenance |  |                                                                                                                                                                                                                                               |
|             |                      | 2015                | 131-450 <sup>i1</sup>                                      | 75 <sup>i2</sup> , 365 <sup>i3</sup> , 340 <sup>i4</sup> , 265 <sup>i5</sup> , 600 <sup>i6</sup> | 600 <sup>i7</sup>                     | 600                                                       | 365 <sup>i9,i11</sup> , 900 <sup>i10,i12</sup>                                              | 405 <sup>i11</sup>                                                            | 257 <sup>i11</sup>    | 20 <sup>i13</sup>    | nd                  | P2            | nd             |                     |                                                                                                                                                                                                                                                                                                                                                                                                                                                                                                                                                     |                                                                                                                                                                                                                                                                                                                                                                                                                                                                                                                                                                                                                                                                                                                                                                                                                                                                                                                                                                                                                                                                                                                                                                                                                                                                                                                                                                                                                                                     |  |                                                                                                                                                                                                                                               |
|             |                      | 2011                | 57 <sup>i14</sup> , 89 <sup>i15</sup> , 119 <sup>i16</sup> | 129 <sup>i3</sup> , 170 <sup>i5</sup> , 600 <sup>i6</sup>                                        | 340 <sup>i7</sup>                     | 594                                                       | 195 <sup>i8</sup> , 380 <sup>i17,i12</sup> , 420 <sup>i18,i12</sup> , 500 <sup>i19,i2</sup> | 310,520 <sup>i20</sup>                                                        | 270                   | nd                   | nd                  | P2            | nd             |                     |                                                                                                                                                                                                                                                                                                                                                                                                                                                                                                                                                     |                                                                                                                                                                                                                                                                                                                                                                                                                                                                                                                                                                                                                                                                                                                                                                                                                                                                                                                                                                                                                                                                                                                                                                                                                                                                                                                                                                                                                                                     |  |                                                                                                                                                                                                                                               |
|             | Comunidad Valenciana | 2019                |                                                            |                                                                                                  |                                       |                                                           | 218 <sup>j15</sup> , 263 <sup>j16</sup> ,                                                   |                                                                               |                       |                      |                     |               |                |                     |                                                                                                                                                                                                                                                                                                                                                                                                                                                                                                                                                     | 2015, 2019 conversion payments same rate as maintenance; 2011 conversion payments same rate years 1-5. <sup>j1</sup> natural pasture, min. 5ha; <sup>j2</sup> improved pasture, irrigated, min. 5ha, livestock stocking rate min. 0.2LU/ha, max. 0.7LU/ha; <sup>j3</sup> min. 2ha; <sup>j4</sup> rice, min. 0.3ha; <sup>j5</sup> herbs; <sup>j6</sup> min, 0.3ha; <sup>j7</sup> min. 0.3ha; <sup>j8</sup> dry fruits and nuts, min. 1ha; <sup>j9</sup> fruit, rainfed; <sup>j10</sup> fruit, irrigated; <sup>j11</sup> citrus; <sup>j9-j12</sup> min. 0.5ha; <sup>j12</sup> min. 1ha; <sup>j13</sup> table grapes, min, 0.5ha; <sup>j14</sup> min. 1ha; <sup>j15</sup> nuts, rainfed; <sup>j16</sup> nuts. irrigated.                                                                                                                                                                                                                                                                                                                                                                                                                                                                                                                                                                                                                                                                                                                               |  |                                                                                                                                                                                                                                               |
|             |                      | 2015                | 165                                                        | 196,507 <sup>j4</sup>                                                                            | 151 <sup>j5</sup> , 600               | 600                                                       | 336 <sup>j9</sup> , 429 <sup>j10</sup> , 456 <sup>j11</sup>                                 | 267,900 <sup>j13</sup>                                                        | 373                   | nd                   | nd                  | P2            | nd             |                     |                                                                                                                                                                                                                                                                                                                                                                                                                                                                                                                                                     |                                                                                                                                                                                                                                                                                                                                                                                                                                                                                                                                                                                                                                                                                                                                                                                                                                                                                                                                                                                                                                                                                                                                                                                                                                                                                                                                                                                                                                                     |  |                                                                                                                                                                                                                                               |
|             |                      | 2011                | 151 <sup>j1</sup> , 202 <sup>j2</sup>                      | 218 <sup>j3</sup> , 720 <sup>j4</sup>                                                            | 238 <sup>j5</sup> , 373 <sup>j6</sup> | 606 <sup>j7</sup>                                         | 143 <sup>j8</sup> , 394 <sup>j9</sup> , 437 <sup>j10</sup> , 526 <sup>j11</sup>             | 274 <sup>j12</sup> , 595 <sup>j13</sup>                                       | 320 <sup>j14</sup>    | nd                   | nd                  | P2            | nd             |                     |                                                                                                                                                                                                                                                                                                                                                                                                                                                                                                                                                     |                                                                                                                                                                                                                                                                                                                                                                                                                                                                                                                                                                                                                                                                                                                                                                                                                                                                                                                                                                                                                                                                                                                                                                                                                                                                                                                                                                                                                                                     |  |                                                                                                                                                                                                                                               |
| Extremadura | 2019                 |                     |                                                            |                                                                                                  |                                       | 130 <sup>k3</sup> , 375 <sup>k4</sup> ,                   |                                                                                             |                                                                               |                       |                      |                     |               |                |                     | 2015 no specific conversion payments reports, presumably maintenance rates apply (2019 nd). <sup>k1</sup> with livestock, max 0.5LU/ha arable fodder, meadows and pasture.; <sup>k2</sup> min. 3ha; <sup>k3</sup> dry fruits and nuts, min. 1ha; <sup>k4</sup> pome fruit, min. 0.5ha; <sup>k5</sup> stone fruit, min. 0.5h; <sup>k6</sup> min. 1ha; <sup>k7</sup> forage, meadow and pasture areas with livestock, 132/LU, stocking rate min. 0.2LU/ha, max. 0.5LU/ha; <sup>k8</sup> max. 1 hive/2ha; 2011 conversion payments same rate years 1-5 |                                                                                                                                                                                                                                                                                                                                                                                                                                                                                                                                                                                                                                                                                                                                                                                                                                                                                                                                                                                                                                                                                                                                                                                                                                                                                                                                                                                                                                                     |  |                                                                                                                                                                                                                                               |
|             | 2015                 | 100 <sup>k1</sup>   | 170 <sup>k2</sup>                                          | -                                                                                                | -                                     | 377 <sup>k5</sup>                                         | 277 <sup>k6</sup>                                                                           | 305 <sup>k6</sup>                                                             | -                     | nd                   | P2                  | nd            |                |                     |                                                                                                                                                                                                                                                                                                                                                                                                                                                                                                                                                     |                                                                                                                                                                                                                                                                                                                                                                                                                                                                                                                                                                                                                                                                                                                                                                                                                                                                                                                                                                                                                                                                                                                                                                                                                                                                                                                                                                                                                                                     |  |                                                                                                                                                                                                                                               |
|             | 2011                 | 26-66 <sup>k7</sup> | -                                                          | -                                                                                                | -                                     | 131 <sup>k3</sup> , 361 <sup>k4</sup> , 401 <sup>k5</sup> | 251 <sup>k6</sup>                                                                           | 293 <sup>k6</sup>                                                             | 9 <sup>k8</sup>       | nd                   | P2                  | nd            |                |                     |                                                                                                                                                                                                                                                                                                                                                                                                                                                                                                                                                     |                                                                                                                                                                                                                                                                                                                                                                                                                                                                                                                                                                                                                                                                                                                                                                                                                                                                                                                                                                                                                                                                                                                                                                                                                                                                                                                                                                                                                                                     |  |                                                                                                                                                                                                                                               |



## Conversion payments, Euro per ha and year, normally for years 1 and 2 only after conversion start

| ISO code | Country | Region     | Year              | Grassland                                        | Arable land                                                                                                                 | Annual vegetables & herbs                                                               | Protected cropping      | Perennials, orchards, fruits                                                     | Vineyards              | Olives                 | Beehives (per hive) | Certification   | Funding source | % of costs covered   | Notes                                                                                                                                                                                                                                                                                                                                                                               |                                                                                                                                                                                                                                               |
|----------|---------|------------|-------------------|--------------------------------------------------|-----------------------------------------------------------------------------------------------------------------------------|-----------------------------------------------------------------------------------------|-------------------------|----------------------------------------------------------------------------------|------------------------|------------------------|---------------------|-----------------|----------------|----------------------|-------------------------------------------------------------------------------------------------------------------------------------------------------------------------------------------------------------------------------------------------------------------------------------------------------------------------------------------------------------------------------------|-----------------------------------------------------------------------------------------------------------------------------------------------------------------------------------------------------------------------------------------------|
| ES       | Spain   | Galicia    | 2019              | 91                                               | 245, 331 <sup>19</sup>                                                                                                      | 460                                                                                     | 600                     | 165 <sup>14</sup> , 385 <sup>15,16,17</sup>                                      | 897                    | nd                     | 35                  | nd              | P2             | nd                   | 2015 and 2011 conversion payments same rate years 1-5 (2019 nd).                                                                                                                                                                                                                                                                                                                    |                                                                                                                                                                                                                                               |
|          |         |            | 2015              |                                                  |                                                                                                                             |                                                                                         |                         |                                                                                  |                        |                        |                     |                 |                |                      |                                                                                                                                                                                                                                                                                                                                                                                     | <sup>1</sup> pastures; <sup>2</sup> meadows; <sup>3</sup> irrigated; <sup>4</sup> fruit, rainfed; <sup>5</sup> pome fruit; <sup>6</sup> stone fruit; <sup>7</sup> citrus; <sup>8</sup> one hive/ha; <sup>9</sup> fodder crops                 |
|          |         |            | 2011              | 142 <sup>11</sup> , 207 <sup>12</sup>            | 209, 298 <sup>13</sup>                                                                                                      | 357                                                                                     | 580                     | 138 <sup>14</sup> , 377 <sup>15</sup> ,<br>419 <sup>16</sup> , 518 <sup>17</sup> | 880                    | 304                    | 33 <sup>18</sup>    | nd              | P2             | nd                   |                                                                                                                                                                                                                                                                                                                                                                                     |                                                                                                                                                                                                                                               |
|          |         | La Rioja   | 2019              | 185 <sup>m8</sup> , 140 <sup>m9</sup>            | 100 <sup>m10</sup> ,<br>220 <sup>m11</sup> ,<br>150 <sup>m12,m10</sup> ,<br>250 <sup>m12,m11</sup>                          | 500                                                                                     | 600                     | 550                                                                              | 280                    | 325                    | 13                  | nd              | P2             | nd                   | <sup>m1</sup> min. 1ha; <sup>m2</sup> irrigated, min. 1ha; <sup>m3</sup> mushrooms also supported 722 (de Paris) or 648 (other) per 100m2 (0.01ha); <sup>m4</sup> dry fruits and nuts;                                                                                                                                                                                              |                                                                                                                                                                                                                                               |
|          |         |            | 2015              |                                                  |                                                                                                                             |                                                                                         |                         |                                                                                  |                        |                        |                     |                 |                |                      | <sup>m5</sup> pome fruits; <sup>m6</sup> stone fruits; <sup>m7</sup> for wine; <sup>m8</sup> bovines, min 15LU; <sup>m9</sup> ovines, min 15LU; <sup>m10</sup> rainfed; <sup>m11</sup> irrigated; <sup>m12</sup> animal feed; 2011 conversion payments same rate as maintenance.                                                                                                    |                                                                                                                                                                                                                                               |
|          |         | Madrid     | 2019              | 207                                              | 92, 162 <sup>n2</sup>                                                                                                       | 297                                                                                     | 581                     | 137 <sup>n3</sup> , 377 <sup>n4</sup> ,<br>3419 <sup>n5</sup>                    | 262, 570 <sup>n6</sup> | 307                    | nd                  | nd              | P2             | nd                   | <sup>n1</sup> with organic livestock; <sup>n2</sup> irrigated; <sup>n3</sup> dry fruit and nuts; <sup>n4</sup> pome fruit;                                                                                                                                                                                                                                                          |                                                                                                                                                                                                                                               |
|          |         |            | 2015              |                                                  |                                                                                                                             |                                                                                         |                         |                                                                                  |                        |                        |                     |                 |                |                      | <sup>n5</sup> stone fruit; <sup>n6</sup> table grapes; 2011 conversion payments same rates as maintenance.                                                                                                                                                                                                                                                                          |                                                                                                                                                                                                                                               |
|          |         | Murcia     | 2019              | -                                                | 100, 350 <sup>o1</sup>                                                                                                      | 300 <sup>o2</sup> , 600                                                                 | -                       | 300 <sup>o3</sup> , 800 <sup>o7</sup> ,<br>900 <sup>o5</sup>                     | 500, 900 <sup>o6</sup> | 450                    | nd                  | - <sup>o8</sup> | P2             | nd                   | Min. areas 0.5ha except citrus, table grapes and herbs all min. 0.25ha. <sup>o1</sup> rice; <sup>o2</sup> herbs; <sup>o3</sup> dry/rainfed fruits and nuts; <sup>o4</sup> carob;                                                                                                                                                                                                    |                                                                                                                                                                                                                                               |
|          |         |            | 2015              |                                                  |                                                                                                                             |                                                                                         |                         |                                                                                  |                        |                        |                     |                 |                |                      | <sup>o5</sup> irrigated stone and pome fruits; <sup>o6</sup> table grapes; <sup>o7</sup> citrus; <sup>o8</sup> indirect financial support to control bodies through RDP quality measure; 2011 conversion payments same rate years 1-3                                                                                                                                               |                                                                                                                                                                                                                                               |
|          |         | Navarra    | 2019              | 209 <sup>p1</sup>                                | 112-225 <sup>p2</sup> ,<br>272 <sup>p3</sup> , 333 <sup>p4</sup>                                                            | 261 <sup>p5</sup> , 600                                                                 | 600, 1200 <sup>p6</sup> | 259 <sup>p7</sup> , 831                                                          | 503 <sup>p8</sup>      | 482                    | nd                  | nd              | P2             | <100% <sup>p9</sup>  | 2019/2015 payment rates shown for 2017 call, no calls in 2018, 2019. <sup>p1</sup> with livestock, stocking rate min. 0.2LU/ha, max. 1.5LU/ha, minimum slaughter requirements also specified; <sup>p2</sup> arable/fodder crops, rainfed, lower rate average yields <2.2t/ha, higher rate >3.7t/ha, intermediate 177/ha; <sup>p3</sup> arable/fodder irrigated; <sup>p4</sup> rice; |                                                                                                                                                                                                                                               |
|          |         |            | 2015              |                                                  |                                                                                                                             |                                                                                         |                         |                                                                                  |                        |                        |                     |                 |                |                      | <sup>p5</sup> herbs; <sup>p6</sup> nurseries; <sup>p7</sup> nuts; <sup>p8</sup> for wine; <sup>p9</sup> max 10 000/farm;                                                                                                                                                                                                                                                            |                                                                                                                                                                                                                                               |
|          |         | País Vasco | 2019              | 30-99 <sup>p11</sup> ,<br>244 <sup>p10,p11</sup> | 73-<br>50-168 <sup>p11</sup> ,<br>82-273 <sup>p3,p11</sup> ,<br>209-697 <sup>p4,p11</sup>                                   | 78-261 <sup>p5,p11</sup> ,<br>134-447 <sup>p11</sup>                                    | 209-697 <sup>p11</sup>  | 78-261 <sup>p7,p11</sup> ,<br>183-610 <sup>p11</sup>                             | 92-308 <sup>p11</sup>  | 110-366 <sup>p11</sup> | nd                  | nd              | P2             | <100% <sup>p11</sup> | 2011 conversion payments same rate years 1-3, min. areas 0.25ha for each crop except arable 1ha, pastures 2ha, protected crops 0.05ha. <sup>p10</sup> animal husbandry payment if >75% of farm in pasture, forage, fodder or cereal crops, min. 5ha, stocking rate min 1LU/ha; <sup>p11</sup> payment degression <40ha 100%, 40-80ha 60%, >80ha 30%                                 |                                                                                                                                                                                                                                               |
|          |         |            | 2015              |                                                  |                                                                                                                             |                                                                                         |                         |                                                                                  |                        |                        |                     |                 |                |                      |                                                                                                                                                                                                                                                                                                                                                                                     |                                                                                                                                                                                                                                               |
|          |         | País Vasco | 2019              | 193                                              | 121 <sup>q3</sup> , 244 <sup>q4</sup> ,<br>242 <sup>q5</sup> , 190 <sup>q6</sup> ,<br>311 <sup>q7</sup> , 246 <sup>q8</sup> | 420 <sup>q9</sup> , 482 <sup>q10</sup> ,<br>496 <sup>q11</sup> ,<br>1284 <sup>q12</sup> | 2013                    | 448 <sup>q13</sup> , 900                                                         | 514, 900 <sup>q2</sup> | 300                    | nd                  | nd              | P2             | nd                   | <sup>q1</sup> with livestock; <sup>q2</sup> Txakoli; <sup>q3</sup> fallow; <sup>q4</sup> cereals; <sup>q5</sup> alfalfa; <sup>q6</sup> fodder;                                                                                                                                                                                                                                      |                                                                                                                                                                                                                                               |
|          |         |            | 2015              |                                                  |                                                                                                                             |                                                                                         |                         |                                                                                  |                        |                        |                     |                 |                |                      |                                                                                                                                                                                                                                                                                                                                                                                     | <sup>q7</sup> legumes; <sup>q8</sup> industrial crops; <sup>q9</sup> potatoes; <sup>q10</sup> seed potatoes; <sup>q11</sup> field vegetables; <sup>q12</sup> horticulture; <sup>q13</sup> nuts. 2011 conversion payments same rate years 1-5. |
|          |         |            | 220 <sup>q1</sup> | 480                                              | 679                                                                                                                         | 2209                                                                                    | 1075                    | 1169, 1239 <sup>q2</sup>                                                         | 375                    | nd                     | nd                  | P2              | nd             |                      |                                                                                                                                                                                                                                                                                                                                                                                     |                                                                                                                                                                                                                                               |

## Conversion payments, Euro per ha and year, normally for years 1 and 2 only after conversion start

| ISO code | Country | Region   | Year         | Grassland                          | Arable land          | Annual vegetables & herbs | Protected cropping | Perennials, orchards, fruits        | Vineyards            | Olives           | Beehives (per hive) | Certification        | Funding source | % of costs covered      | Notes                                                                                                                                                                                                                                                                                                                                                                                                                                                                                                                                                                                                                                                                                                                                                                                                                                    |                                                                  |
|----------|---------|----------|--------------|------------------------------------|----------------------|---------------------------|--------------------|-------------------------------------|----------------------|------------------|---------------------|----------------------|----------------|-------------------------|------------------------------------------------------------------------------------------------------------------------------------------------------------------------------------------------------------------------------------------------------------------------------------------------------------------------------------------------------------------------------------------------------------------------------------------------------------------------------------------------------------------------------------------------------------------------------------------------------------------------------------------------------------------------------------------------------------------------------------------------------------------------------------------------------------------------------------------|------------------------------------------------------------------|
| FI       | Finland | National | 2019<br>2015 | 294 <sup>a</sup>                   | 160 <sup>a</sup>     | 600                       | -                  | -                                   | -                    | -                | -                   | 0                    | P2             | nd                      | Conversion payments same rate as maintenance. No new agreements in 2019 due to budgetary constraints, but funding will be restored in 2020. <sup>a</sup> formally agriculture land with (higher rate, min. 0.3 LU/ha) and without livestock                                                                                                                                                                                                                                                                                                                                                                                                                                                                                                                                                                                              |                                                                  |
|          |         | All      |              | 39-267                             | 141-238              | 141-815                   | -                  | 141-891                             | -                    | -                | -                   | 0                    | P2             | <100%                   | Same rates as maintenance. Payments combined with mandatory basic AEM (additional) <sup>b</sup>                                                                                                                                                                                                                                                                                                                                                                                                                                                                                                                                                                                                                                                                                                                                          |                                                                  |
|          |         | Mainland | 2011         | 141 <sup>d</sup> -267 <sup>c</sup> | 141 <sup>d</sup>     | 141 <sup>d</sup>          | -                  | 141 <sup>d</sup>                    | -                    | -                | -                   | 0                    | P2             | nd                      | Same rates as maintenance. <sup>b</sup> Basic AEM component: 93/ha arable, 438/ha horticulture, 450/ha fruits and berries; <sup>c</sup> livestock component is 126/ha, only payable on area required to deliver stocking rate >0.5 LU/ha; <sup>d</sup> agricultural land without livestock                                                                                                                                                                                                                                                                                                                                                                                                                                                                                                                                               |                                                                  |
|          |         | Åland    |              | 39-263 <sup>e</sup>                | 238                  | 815                       | -                  | 891                                 | -                    | -                | -                   | 0                    | P2             | 18 <sup>f</sup> -100%   | Same rates as maintenance. <sup>b</sup> Basic AEM component: 145/ha arable, 415/ha horticulture, 554/ha fruits and berries, combination with organic subject to max. 900/ha EU Reg. limit for horticulture; elivestock component is 224/ha, only payable on area required to deliver stocking rate >0.5 LU/ha; <sup>f</sup> lower % for permanent grass and nature conservation areas                                                                                                                                                                                                                                                                                                                                                                                                                                                    |                                                                  |
| FR       | France  | National | 2019<br>2015 | 44 <sup>a</sup> , 130 <sup>b</sup> | 300                  | 350 <sup>b</sup> , 450    | -                  | 130 <sup>e</sup> , 900 <sup>d</sup> | 350                  | -                | -                   | -                    | P2             | nd                      | <sup>a</sup> rough grazing; <sup>b</sup> specified herbs e.g. lavender; <sup>c</sup> including essential oils and medicinal herbs; <sup>d</sup> including other essential oils and medicinal herbs not specified at <sup>b</sup> ; <sup>e</sup> chestnuts; <sup>f</sup> regional variations; <sup>g</sup> livestock stocking rate min 0.2LU/ha                                                                                                                                                                                                                                                                                                                                                                                                                                                                                           |                                                                  |
|          |         |          | 2011         | 50 <sup>a</sup> , 100              | 200                  | 350 <sup>c</sup>          | -                  | 900                                 | 350                  | -                | -                   | -                    | P1             | nd                      | Payments via Article 68 of EC Reg. 73/2009                                                                                                                                                                                                                                                                                                                                                                                                                                                                                                                                                                                                                                                                                                                                                                                               |                                                                  |
| GR       | Greece  | National | 2019<br>2017 | 211-333 <sup>a</sup>               | 72-550 <sup>b</sup>  | 550 <sup>c</sup>          | -                  | 299-850 <sup>d</sup>                | 669-850 <sup>e</sup> | 629 <sup>f</sup> | -                   | 2020 <sup>g</sup>    | P2             | nd                      | Conversion payments for years 1-5. Farmers with non-farming incomes are not eligible for these payments. For all land uses, a 50/ha soil, water and leaf analysis payment is available. <sup>a</sup> only for farms with sheep and goats 211/ha, beef 267/ha, dairy 333/ha; <sup>b</sup> winter cereals 72/ha, rice (2017 only) 321/ha, pulses 406/ha, forage legumes 380/ha, edible maize 513/ha, fodder maize 550/ha, green fodder 535/ha, other arable crops (2017 only) 479/ha; <sup>c</sup> 2017 only; <sup>d</sup> citrus 295/ha, pome fruit ca. 650/ha?, stone fruit 850/ha, cotton (2017 only) 446/ha, tree nuts (2019 only) 850/ha; <sup>e</sup> raisins 669/ha, wine 795/ha, table grapes 850/ha; <sup>f</sup> min. 80 trees; <sup>g</sup> certification payments for new entrants via separate quality scheme, max 2020€/farm |                                                                  |
|          |         |          | 2015         | -                                  | -                    | -                         | -                  | -                                   | -                    | -                | -                   | -                    | -              | -                       | -                                                                                                                                                                                                                                                                                                                                                                                                                                                                                                                                                                                                                                                                                                                                                                                                                                        | Proposed payments differ from 2017/2019, but scheme not implemen |
|          |         |          | 2011         | 166-339 <sup>h</sup>               | 320-600 <sup>i</sup> | 320, 900 <sup>j</sup>     | -                  | 534 <sup>k</sup>                    | 900 <sup>l</sup>     | 756              | -                   | (36-64) <sup>m</sup> | P2             | up to 100% <sup>n</sup> | Conversion payments for years 1-5. <sup>h</sup> only for farms with sheep and goats 180/ha, beef 166/ha, dairy 339/ha, all assuming stocking rate >1LU/ha, if less then payment reduced <i>pro rata</i> ; <sup>i</sup> cereals/rice/other annual crops 320/ha, fodder crops 360/ha, alfalfa and fodder maize 600/ha; <sup>j</sup> saffron 900/ha; <sup>k</sup> cotton, no data for fruit and nut trees; <sup>l</sup> table grapes?; <sup>m</sup> certification payments vary considerably by land use therefore included in land use payments shown, costs for food crops covered by RDP quality scheme; <sup>n</sup> payments for vineyards, saffron, alfalfa and fodder maize limited by EU Reg. ceilings                                                                                                                              |                                                                  |
| HR       | Croatia | National | 2019<br>2015 | 310                                | 348                  | 577                       | 577                | 868                                 | 868                  | 868              | -                   | 30                   | P2             | nd                      | Conversion payments 20% higher than maintenance for all land uses                                                                                                                                                                                                                                                                                                                                                                                                                                                                                                                                                                                                                                                                                                                                                                        |                                                                  |
|          |         |          | 2011         | -                                  | -                    | -                         | -                  | -                                   | -                    | -                | -                   | -                    | -              | -                       | Not an EU Member State in 2011                                                                                                                                                                                                                                                                                                                                                                                                                                                                                                                                                                                                                                                                                                                                                                                                           |                                                                  |

## Conversion payments, Euro per ha and year, normally for years 1 and 2 only after conversion start

| ISO code | Country | Region     | Year | Grassland                              | Arable land                                 | Annual vegetables & herbs         | Protected cropping                | Perennials, orchards, fruits                              | Vineyards            | Olives            | Beehives (per hive) | Certification  | Funding source | % of costs covered   | Notes                                                                                                                                                                                                                                                                                                                                                                                                                                                                                                                                                                                                                                                                                                                           |
|----------|---------|------------|------|----------------------------------------|---------------------------------------------|-----------------------------------|-----------------------------------|-----------------------------------------------------------|----------------------|-------------------|---------------------|----------------|----------------|----------------------|---------------------------------------------------------------------------------------------------------------------------------------------------------------------------------------------------------------------------------------------------------------------------------------------------------------------------------------------------------------------------------------------------------------------------------------------------------------------------------------------------------------------------------------------------------------------------------------------------------------------------------------------------------------------------------------------------------------------------------|
| HU       | Hungary | National   | 2019 | 84 <sup>a</sup> , 147                  | 242                                         | 516                               | -                                 | 734 <sup>b</sup> , 1040 <sup>c</sup>                      | 873                  | -                 | - <sup>e</sup>      | - <sup>d</sup> | P2             | nd                   | Calls for applications only in 2018 and 2015. Payment rates fixed in EUR, converted to national currency at rate on 1st January each year.                                                                                                                                                                                                                                                                                                                                                                                                                                                                                                                                                                                      |
|          |         |            | 2015 |                                        |                                             |                                   |                                   |                                                           |                      |                   |                     |                |                |                      | <sup>a</sup> mowing, discontinued in 2018; <sup>b</sup> other fruits; <sup>c</sup> pome fruits; <sup>d</sup> included in the area payments; <sup>e</sup> supported by other schemes, combinable with organic pastures/meadows                                                                                                                                                                                                                                                                                                                                                                                                                                                                                                   |
|          |         |            | 2011 | 48-116 <sup>f</sup>                    | 212, 301 <sup>g</sup>                       | 359, 485 <sup>g</sup>             | -                                 | 757-900 <sup>h</sup>                                      | 827-859 <sup>i</sup> | -                 | -                   | -              | P2             | 100%                 | <sup>f</sup> pastures same rate as maintenance, mowing Natura 2000 48/ha, other 79/ha, grazing Natura 2000 85/ha, other 116/ha; <sup>g</sup> higher rate protected varieties; <sup>h</sup> years 1-3, berries 757/ha, stone fruits and mixed orchards 859/ha, pome fruits 900/ha; <sup>i</sup> years 1-3, higher rate if mixed with other fruits                                                                                                                                                                                                                                                                                                                                                                                |
| IE       | Ireland | National   | 2019 | 60 <sup>a,c</sup> , 220 <sup>b,c</sup> | 60 <sup>a</sup> -260 <sup>b</sup>           | 60 <sup>a</sup> -300 <sup>d</sup> | 60 <sup>a</sup> -300 <sup>d</sup> | 60 <sup>a</sup> -300 <sup>d</sup>                         | -                    | -                 | -                   | 0              | P2             | <100% <sup>e</sup>   | Scheme closed in 2016 and 2017, reopening in 2018 for 2019 contracts. Top-up of 30/ha for red clover available for all land uses, max. 10 ha. <sup>a</sup> areas over 60ha; <sup>b</sup> 3-60ha for grassland, tillage: 3-20ha 260/ha, 20-60ha 220/ha; <sup>c</sup> min. stocking 0.5LU/ha grassland;                                                                                                                                                                                                                                                                                                                                                                                                                           |
|          |         |            | 2015 |                                        |                                             |                                   |                                   |                                                           |                      |                   |                     |                |                |                      | <sup>d</sup> horticultural holdings, more than 50% land cropped, 1-6ha 300/ha, 6-60ha 220/ha; <sup>e</sup> payment depression                                                                                                                                                                                                                                                                                                                                                                                                                                                                                                                                                                                                   |
|          |         |            | 2011 | 30 <sup>f</sup> , 212 <sup>g</sup>     | 30 <sup>f</sup> , 212 <sup>g</sup>          | 30 <sup>f</sup> -283 <sup>h</sup> | 30 <sup>f</sup> -283 <sup>h</sup> | 30 <sup>f</sup> -283 <sup>h</sup>                         | -                    | -                 | -                   | 0              | P2             | <100% <sup>e</sup>   | <sup>f</sup> areas >55ha and other land; <sup>g</sup> 3-55ha; <sup>h</sup> horticultural holdings, more than 50% land cropped, 1-6ha 283/ha, 6-55ha 212/ha                                                                                                                                                                                                                                                                                                                                                                                                                                                                                                                                                                      |
|          |         | All        | 2019 | 20-600                                 | 100-706                                     | 180-1200                          | 480-1200                          | 113-1200                                                  | 506-1200             | 390-900           | nd                  | nd             | P2             | nd                   |                                                                                                                                                                                                                                                                                                                                                                                                                                                                                                                                                                                                                                                                                                                                 |
|          |         |            | 2015 | 14-450                                 | 96-600                                      | 180-921                           | 357-600                           | 307-900                                                   | 500-900              | 335-680           | nd                  | nd             | P2             | <100%                |                                                                                                                                                                                                                                                                                                                                                                                                                                                                                                                                                                                                                                                                                                                                 |
|          |         | Abruzzo    | 2019 | 355 <sup>a1</sup>                      | 145                                         | 600                               | -                                 | 640                                                       | 680 <sup>a2</sup>    | 440 <sup>a3</sup> | nd                  | nd             | P2             | nd                   | 2011 conversion payments same rate years 1-5, 10-20% higher than maintenance. <sup>a1</sup> with livestock, min. stocking rate not known; <sup>a2</sup> for wine; <sup>a3</sup> for oil; <sup>a4</sup> meat; <sup>a5</sup> dairy; min. stocking rate not known; <sup>a6</sup> fodder crops                                                                                                                                                                                                                                                                                                                                                                                                                                      |
|          |         |            | 2015 | 330 <sup>a4</sup> , 380 <sup>a5</sup>  | 120 <sup>a6</sup> , 180                     | 500                               | -                                 | 700                                                       | 700                  | 600               | nd                  | nd             | P2             | 100%                 |                                                                                                                                                                                                                                                                                                                                                                                                                                                                                                                                                                                                                                                                                                                                 |
|          |         | Basilicata | 2019 | -                                      | 181 <sup>b1</sup> , 233 <sup>b2</sup> , 291 | 562                               | -                                 | 723                                                       | 718 <sup>b3</sup>    | 695               | nd                  | nd             | P2             | nd                   | 2019/2015: Conversion payment same rate years 1-5. <sup>b1</sup> fodder crops; <sup>b2</sup> grain legumes; <sup>b3</sup> for wine                                                                                                                                                                                                                                                                                                                                                                                                                                                                                                                                                                                              |
|          |         |            | 2015 | -                                      | 100 <sup>b1</sup> , 180                     | 380                               | -                                 | 510                                                       | 500                  | 550               | nd                  | nd             | P2             | 100%                 |                                                                                                                                                                                                                                                                                                                                                                                                                                                                                                                                                                                                                                                                                                                                 |
| IT       | Italy   | Bolzano    | 2019 | 550 <sup>c1</sup>                      | 550 <sup>c2</sup> , 650                     | 650                               | -                                 | 650 <sup>c3</sup> , 750 <sup>c4</sup>                     | 750 <sup>c4</sup>    | -                 | nd                  | nd             | P2             | nd                   | <sup>c1</sup> with livestock, min. stocking rate nd; <sup>c2</sup> forage maize; <sup>c3</sup> strawberries; <sup>c4</sup> payment depression; 5-10ha 600/ha(-20%), 10-20ha 450/ha(-40%), >20ha 225/ha(-70%);                                                                                                                                                                                                                                                                                                                                                                                                                                                                                                                   |
|          |         |            | 2015 |                                        |                                             |                                   |                                   |                                                           |                      |                   |                     |                |                |                      | 2011 conversion payments same rate as maintenance. <sup>c5</sup> meadows cut annually, if cut only once every two years then payment reduced by 50%; <sup>c6</sup> meadows with livestock if no silage produced or fed; <sup>c7</sup> orchards with <300 trees per ha; <sup>c8</sup> stone and minor fruits; <sup>c9</sup> orchards with >300 trees/ha; <sup>c10</sup> max. 20000 per farm                                                                                                                                                                                                                                                                                                                                      |
|          |         |            | 2011 | 350 <sup>c5</sup> , 450 <sup>c6</sup>  | 350 <sup>c2</sup> , 600                     | 600                               | -                                 | 350 <sup>c7</sup> , 600 <sup>c8</sup> , 900 <sup>c9</sup> | 900                  | -                 | nd                  | nd             | P2             | <100% <sup>c10</sup> |                                                                                                                                                                                                                                                                                                                                                                                                                                                                                                                                                                                                                                                                                                                                 |
|          |         | Calabria   | 2019 | 250 <sup>d1</sup>                      | 220 <sup>d2</sup> , 350                     | 500 <sup>d3</sup> , 600           | 570                               | 400 <sup>d4</sup> -900 <sup>d5</sup>                      | 650                  | 650               | nd                  | nd             | P2             | nd                   | 2019/2015 for all land uses: group agreements (min. 5ha) add 9% (not citron), payment depressions 30-100ha deduct 10%, >100ha deduct 20%. <sup>d1</sup> livestock stocking rate min. 0.25 LSU/ha, max. 2 LSU/ha or 1.4 LSU/ha in NVZs; <sup>d2</sup> forage crops; <sup>d3</sup> potatoes; <sup>d4</sup> chestnuts (hazelnuts and almonds 550/ha, other nuts 500/ha); <sup>d5</sup> citron (other fruits 650/ha, melons and pears 570/ha, kiwi fruit 650/ha, citrus 750/ha); <sup>d6</sup> with livestock or grains and fodder crops for livestock feed; <sup>d7</sup> includes potatoes in specially designated areas (SDAs) only; <sup>d8</sup> stone fruit, citrus and kiwis in SDAs only; <sup>d9</sup> citron in SDAs only |
|          |         |            | 2015 |                                        |                                             |                                   |                                   |                                                           |                      |                   |                     |                |                |                      | 200 <sup>d6</sup>                                                                                                                                                                                                                                                                                                                                                                                                                                                                                                                                                                                                                                                                                                               |

## Conversion payments, Euro per ha and year, normally for years 1 and 2 only after conversion start

| ISO code  | Country | Region                                  | Year                   | Grassland                               | Arable land                             | Annual vegetables & herbs | Protected cropping | Perennials, orchards, fruits              | Vineyards         | Olives            | Beehives (per hive) | Certification | Funding source                                                                                                                                                                                                                                                                                                                                                                                                       | % of costs covered | Notes                                                                                                                                                                                                                                                                                                                                                                                                                                                                                                                                                                                                                                                                                                                                                                                                          |
|-----------|---------|-----------------------------------------|------------------------|-----------------------------------------|-----------------------------------------|---------------------------|--------------------|-------------------------------------------|-------------------|-------------------|---------------------|---------------|----------------------------------------------------------------------------------------------------------------------------------------------------------------------------------------------------------------------------------------------------------------------------------------------------------------------------------------------------------------------------------------------------------------------|--------------------|----------------------------------------------------------------------------------------------------------------------------------------------------------------------------------------------------------------------------------------------------------------------------------------------------------------------------------------------------------------------------------------------------------------------------------------------------------------------------------------------------------------------------------------------------------------------------------------------------------------------------------------------------------------------------------------------------------------------------------------------------------------------------------------------------------------|
| IT        | Italy   | Campania                                | 2019                   | 203 <sup>e15</sup> , 408 <sup>e16</sup> | 400 <sup>e1</sup> , 454 <sup>e2</sup> , | 600                       | 600 <sup>e13</sup> | 600 <sup>e3</sup> , 900                   | 900               | 822               | nd                  | nd            | P2                                                                                                                                                                                                                                                                                                                                                                                                                   | nd                 | e <sup>1</sup> cereals, oilseeds, maize, sorghum, rice; e <sup>2</sup> fodder crops; e <sup>3</sup> water and other melons in Rural Area (RA) C; e <sup>4</sup> three rates for each crop category by rural area: D(extensive)/ C(intermediate)/ A&B (productive); e <sup>5</sup> forage crops; e <sup>6</sup> cereals; e <sup>7</sup> industrial crops (oilseeds, sugarbeet, tomatoes, tobacco); e <sup>8</sup> vegetables; e <sup>9</sup> flowers; e <sup>10</sup> minor fruits (specified list); e <sup>11</sup> major fruits; e <sup>12</sup> reduced payments in nitrate vulnerable zones due to lower average yields; e <sup>13</sup> tomatoes; e <sup>14</sup> grain legumes; e <sup>15</sup> bovines; e <sup>16</sup> buffaloes; 2011 conversion payments same rate as maintenance                     |
|           |         |                                         | 2015                   |                                         | 600 <sup>e14</sup>                      |                           |                    |                                           |                   |                   |                     |               |                                                                                                                                                                                                                                                                                                                                                                                                                      |                    |                                                                                                                                                                                                                                                                                                                                                                                                                                                                                                                                                                                                                                                                                                                                                                                                                |
|           |         | Emilia-Romagna                          | 2019                   | 370 <sup>f1,f3</sup> ,                  | 126 <sup>f4</sup> , 168,                | 434                       | -                  | 432 <sup>f7</sup> -742 <sup>f8</sup>      | 630               | 476               | nd                  | nd            | P2                                                                                                                                                                                                                                                                                                                                                                                                                   | nd                 | 2019/2015 and 2011 conversion payments same rate years 1-5. f <sup>1</sup> meat livestock (finishing); f <sup>2</sup> dairy livestock; f <sup>3</sup> min. 6LU and 3ha forage for livestock enterprise, stocking rate min. 1LU/ha lowland, 0.8LU/ha in hills and 0.6LU/ha in mountains; f <sup>4</sup> forage crops; f <sup>5</sup> grain legumes, sugarbeet (357/ha in Rural Area C), oilseeds and rice; f <sup>6</sup> tomatoes; f <sup>7</sup> strawberries; f <sup>8</sup> other fruits (small/minor fruits 630/ha, chestnuts 476/ha); f <sup>9</sup> 10% extra in Natura 2000 areas; f <sup>10</sup> sugar beet; f <sup>11</sup> minor fruits                                                                                                                                                             |
|           |         |                                         | 2015                   | 425 <sup>f2,f3</sup>                    | 357 <sup>f5</sup>                       |                           |                    |                                           |                   |                   |                     |               |                                                                                                                                                                                                                                                                                                                                                                                                                      |                    |                                                                                                                                                                                                                                                                                                                                                                                                                                                                                                                                                                                                                                                                                                                                                                                                                |
|           |         | Friuli Venezia Giulia                   | 2019                   | 363 <sup>f1,f3</sup> ,                  | 156 <sup>f9</sup> ,                     | 390 <sup>f9</sup>         | -                  | 469 <sup>f9,f11</sup> , 750 <sup>f9</sup> | 625 <sup>f9</sup> | 469 <sup>f9</sup> | nd                  | nd            | P2                                                                                                                                                                                                                                                                                                                                                                                                                   | 100%               |                                                                                                                                                                                                                                                                                                                                                                                                                                                                                                                                                                                                                                                                                                                                                                                                                |
|           |         |                                         | 2015                   | 418 <sup>f2,f3</sup>                    | 296 <sup>f9,f10</sup>                   |                           |                    |                                           |                   |                   |                     |               |                                                                                                                                                                                                                                                                                                                                                                                                                      |                    |                                                                                                                                                                                                                                                                                                                                                                                                                                                                                                                                                                                                                                                                                                                                                                                                                |
|           |         | Lazio                                   | 2019                   | 304-537 <sup>g1</sup>                   | 304-537 <sup>g1,g2</sup> ,              | 1000                      | 1200               | 880, 900 <sup>g4</sup>                    | 900               | 575               | nd                  | nd            | P2                                                                                                                                                                                                                                                                                                                                                                                                                   | nd                 | g <sup>1</sup> payment depends on livestock density, lower rate no livestock, higher rate stocking rate nd; g <sup>2</sup> forage crops; g <sup>3</sup> grain crops; g <sup>4</sup> melons; g <sup>5</sup> pastures; g <sup>6</sup> meadows; 2011 conversion payments same rate as maintenance                                                                                                                                                                                                                                                                                                                                                                                                                                                                                                                 |
|           |         |                                         | 2015                   | 148-580 <sup>g1,g5</sup> ,              | 473-706 <sup>g1,g3</sup>                |                           |                    |                                           |                   |                   |                     |               |                                                                                                                                                                                                                                                                                                                                                                                                                      |                    |                                                                                                                                                                                                                                                                                                                                                                                                                                                                                                                                                                                                                                                                                                                                                                                                                |
|           |         | Liguria                                 | 2019                   | 148-580 <sup>g1,g5</sup> ,              | 248-680 <sup>g1,g2</sup> ,              | 420                       | -                  | 700                                       | 650               | 400               | nd                  | nd            | P2                                                                                                                                                                                                                                                                                                                                                                                                                   | 100%               |                                                                                                                                                                                                                                                                                                                                                                                                                                                                                                                                                                                                                                                                                                                                                                                                                |
|           |         |                                         | 2015                   | 238-670 <sup>g1,g6</sup>                | 280 <sup>g3</sup>                       |                           |                    |                                           |                   |                   |                     |               |                                                                                                                                                                                                                                                                                                                                                                                                                      |                    |                                                                                                                                                                                                                                                                                                                                                                                                                                                                                                                                                                                                                                                                                                                                                                                                                |
|           |         | Lombardia                               | 2019                   | 150 <sup>h1</sup>                       | 150 <sup>h2</sup> , 180,                | 330 <sup>h4</sup> , 600   | 600                | 320 <sup>h5</sup> -800 <sup>h6</sup>      | 800               | 390               | nd                  | nd            | P2                                                                                                                                                                                                                                                                                                                                                                                                                   | nd                 | 2019/2015 conversion payments same rates years 1-5. h <sup>1</sup> livestock stocking rate min. 0.3LU/ha; h <sup>2</sup> forage crops; h <sup>3</sup> maize; h <sup>4</sup> industrial crops (potatoes, beets, tomatoes, fibres, tobacco), herbs; h <sup>5</sup> nuts; h <sup>6</sup> citrus (melons, peaches, pears, plums, hazelnuts 800/ha, apricots, cherries, kiwis 390/ha, other fruit 600/ha); h <sup>7</sup> only with organic livestock, payment reduced by 10% in Natura 2000 areas; h <sup>8</sup> forage payment reduced by 50% if not used for livestock, max. 60% of UAA; h <sup>9</sup> maize, industrial crops; h <sup>10</sup> herbs; h <sup>11</sup> chestnuts, walnuts; h <sup>12</sup> major fruits, hazels (small fruit 600/ha, kiwi/apricot/cherry 390/ha); h <sup>13</sup> table grapes |
|           |         |                                         | 2015                   | 330 <sup>h2,h8,h9</sup> ,               | 330 <sup>h3</sup>                       |                           |                    |                                           |                   |                   |                     |               |                                                                                                                                                                                                                                                                                                                                                                                                                      |                    |                                                                                                                                                                                                                                                                                                                                                                                                                                                                                                                                                                                                                                                                                                                                                                                                                |
| Liguria   | 2019    | 250 <sup>i1</sup> , 290 <sup>i2</sup> , | 390                    | 600, 900 <sup>i4</sup>                  | -                                       | 850                       | 850                | 710                                       | nd                | nd                | P2                  | nd            | 2011 (2019/2015 nd) conversion payments same rate years 1-5. 2019/2015 for all land uses: group agreements add 10%. i <sup>1</sup> without livestock; i <sup>2</sup> pastures with livestock; i <sup>3</sup> meadows with livestock; i <sup>4</sup> flowers (conversion payment same as maintenance); i <sup>5</sup> pastures and meadows with organic livestock; i <sup>6</sup> forage crops with organic livestock |                    |                                                                                                                                                                                                                                                                                                                                                                                                                                                                                                                                                                                                                                                                                                                                                                                                                |
|           | 2015    | 375 <sup>i3</sup>                       |                        |                                         |                                         |                           |                    |                                           |                   |                   |                     |               |                                                                                                                                                                                                                                                                                                                                                                                                                      |                    |                                                                                                                                                                                                                                                                                                                                                                                                                                                                                                                                                                                                                                                                                                                                                                                                                |
| Lombardia | 2019    | 180, 310 <sup>i5</sup>                  | 200, 330 <sup>i6</sup> | 500, 600 <sup>i4</sup>                  | -                                       | 850, 900 <sup>i4</sup>    | 750                | 680                                       | nd                | nd                | P2                  | 100%          |                                                                                                                                                                                                                                                                                                                                                                                                                      |                    |                                                                                                                                                                                                                                                                                                                                                                                                                                                                                                                                                                                                                                                                                                                                                                                                                |
|           | 2015    | 176 <sup>j2</sup> , 260 <sup>j3</sup>   | 154, 325 <sup>j4</sup> |                                         |                                         |                           |                    |                                           |                   |                   |                     |               |                                                                                                                                                                                                                                                                                                                                                                                                                      |                    |                                                                                                                                                                                                                                                                                                                                                                                                                                                                                                                                                                                                                                                                                                                                                                                                                |
| Lombardia | 2019    | 125, 600 <sup>j1</sup>                  | 375                    | 600                                     | -                                       | 900                       | 900                | 900                                       | nd                | nd                | P2                  | nd            | 2011 (2019/2015 nd) conversion payments same rate years 1-5. j <sup>1</sup> with livestock, stocking rate nd; j <sup>2</sup> permanent grass; j <sup>3</sup> conversion of arable land to permanent grass (same rate as maintenance); j <sup>4</sup> maize for organic livestock (same rate as maintenance); j <sup>5</sup> small fruits                                                                             |                    |                                                                                                                                                                                                                                                                                                                                                                                                                                                                                                                                                                                                                                                                                                                                                                                                                |
|           | 2015    | 176 <sup>j2</sup> , 260 <sup>j3</sup>   | 154, 325 <sup>j4</sup> |                                         |                                         |                           |                    |                                           |                   |                   |                     |               |                                                                                                                                                                                                                                                                                                                                                                                                                      |                    |                                                                                                                                                                                                                                                                                                                                                                                                                                                                                                                                                                                                                                                                                                                                                                                                                |
| Lombardia | 2019    | 176 <sup>j2</sup> , 260 <sup>j3</sup>   | 154, 325 <sup>j4</sup> | 320                                     | -                                       | 320 <sup>j5</sup> , 600   | 600                | 600                                       | nd                | nd                | P2                  | 100%          |                                                                                                                                                                                                                                                                                                                                                                                                                      |                    |                                                                                                                                                                                                                                                                                                                                                                                                                                                                                                                                                                                                                                                                                                                                                                                                                |
|           | 2015    | 176 <sup>j2</sup> , 260 <sup>j3</sup>   | 154, 325 <sup>j4</sup> |                                         |                                         |                           |                    |                                           |                   |                   |                     |               |                                                                                                                                                                                                                                                                                                                                                                                                                      |                    |                                                                                                                                                                                                                                                                                                                                                                                                                                                                                                                                                                                                                                                                                                                                                                                                                |

## Conversion payments, Euro per ha and year, normally for years 1 and 2 only after conversion start

| ISO code | Country                 | Region                                                                                                    | Year                                                     | Grassland                            | Arable land                                                    | Annual vegetables & herbs                | Protected cropping                                        | Perennials, orchards, fruits | Vineyards               | Olives | Beehives (per hive) | Certification                                                                                                                                                                                                                                                                                                                                                                                                                                                                                                                                                                                                                                                                                                                                                                                                                                                                                                                                                                                                                                                                                                                                                       | Funding source                                                                                                                                                                                                                                                                                                                                                                                                                                                                                                                                                                                                 | % of costs covered                                                                                                                                                                                                                                                                                                                                                                                      | Notes                                                                                                                                                                                                                                                                                                                                                                                                                                                                  |                                                                                                                                                                                                                                                                                                                                                                                                                                                                    |
|----------|-------------------------|-----------------------------------------------------------------------------------------------------------|----------------------------------------------------------|--------------------------------------|----------------------------------------------------------------|------------------------------------------|-----------------------------------------------------------|------------------------------|-------------------------|--------|---------------------|---------------------------------------------------------------------------------------------------------------------------------------------------------------------------------------------------------------------------------------------------------------------------------------------------------------------------------------------------------------------------------------------------------------------------------------------------------------------------------------------------------------------------------------------------------------------------------------------------------------------------------------------------------------------------------------------------------------------------------------------------------------------------------------------------------------------------------------------------------------------------------------------------------------------------------------------------------------------------------------------------------------------------------------------------------------------------------------------------------------------------------------------------------------------|----------------------------------------------------------------------------------------------------------------------------------------------------------------------------------------------------------------------------------------------------------------------------------------------------------------------------------------------------------------------------------------------------------------------------------------------------------------------------------------------------------------------------------------------------------------------------------------------------------------|---------------------------------------------------------------------------------------------------------------------------------------------------------------------------------------------------------------------------------------------------------------------------------------------------------------------------------------------------------------------------------------------------------|------------------------------------------------------------------------------------------------------------------------------------------------------------------------------------------------------------------------------------------------------------------------------------------------------------------------------------------------------------------------------------------------------------------------------------------------------------------------|--------------------------------------------------------------------------------------------------------------------------------------------------------------------------------------------------------------------------------------------------------------------------------------------------------------------------------------------------------------------------------------------------------------------------------------------------------------------|
| IT       | Italy                   | Marche                                                                                                    | 2019                                                     | 210 <sup>k1,k3</sup>                 | 100 <sup>k4,k3</sup> , 240                                     | 570                                      | -                                                         | 800                          | 600 <sup>k5</sup> , 800 | 680    | nd                  | - <sup>k6</sup>                                                                                                                                                                                                                                                                                                                                                                                                                                                                                                                                                                                                                                                                                                                                                                                                                                                                                                                                                                                                                                                                                                                                                     | P2                                                                                                                                                                                                                                                                                                                                                                                                                                                                                                                                                                                                             | nd                                                                                                                                                                                                                                                                                                                                                                                                      | 2019/2015 conversion payments same rate years 1-5, for all land uses: group agreements add 10% (vines and fruits +50/ha). <sup>k1</sup> sheep; <sup>k2</sup> cattle; <sup>k3</sup> livestock stocking rate min 0.8LU/ha, max. 2LU/ha; <sup>k4</sup> forage crops; <sup>k5</sup> green harvest: removal of grapes while immature to limit quantity of wine produced; <sup>k6</sup> certification costs included in payments, calculated 27-59/ha depending on land type |                                                                                                                                                                                                                                                                                                                                                                                                                                                                    |
|          |                         |                                                                                                           | 2015                                                     | 330 <sup>k2,k3</sup>                 |                                                                |                                          |                                                           |                              |                         |        |                     |                                                                                                                                                                                                                                                                                                                                                                                                                                                                                                                                                                                                                                                                                                                                                                                                                                                                                                                                                                                                                                                                                                                                                                     |                                                                                                                                                                                                                                                                                                                                                                                                                                                                                                                                                                                                                |                                                                                                                                                                                                                                                                                                                                                                                                         |                                                                                                                                                                                                                                                                                                                                                                                                                                                                        |                                                                                                                                                                                                                                                                                                                                                                                                                                                                    |
|          |                         |                                                                                                           | 2011                                                     | -                                    | 110 <sup>k7</sup> -280 <sup>k8</sup>                           | 400 <sup>k9</sup> , 600                  | -                                                         | 600 <sup>k10</sup> , 780     | 770                     | 600    | nd                  | nd                                                                                                                                                                                                                                                                                                                                                                                                                                                                                                                                                                                                                                                                                                                                                                                                                                                                                                                                                                                                                                                                                                                                                                  | P2                                                                                                                                                                                                                                                                                                                                                                                                                                                                                                                                                                                                             | 100%                                                                                                                                                                                                                                                                                                                                                                                                    |                                                                                                                                                                                                                                                                                                                                                                                                                                                                        | 2011 conversion payments same rate years 1-5 and in all areas. <sup>k7</sup> rotational fodder crops, no livestock, max 60% UAA; <sup>k8</sup> spring cereals, maize and sorghum (winter cereals 180/ha, oilseeds and grain legumes 170/ha), other fodder crops with organic livestock, stocking rate min. 0.3LU/ha, max. 2LU/ha, Art. 69 Reg. 1782/2003 payments deductible from fodder crops payment; <sup>k9</sup> perennial herbs; <sup>k10</sup> small fruits |
|          |                         |                                                                                                           | 2019                                                     | 80 <sup>l1</sup> , 170 <sup>l2</sup> | 200 <sup>l3,l4</sup> , 420 <sup>l4</sup>                       | 420 <sup>l5,l4</sup> , 600 <sup>l6</sup> | 750 <sup>l6</sup>                                         | 800                          | 800                     | -      | nd                  | nd                                                                                                                                                                                                                                                                                                                                                                                                                                                                                                                                                                                                                                                                                                                                                                                                                                                                                                                                                                                                                                                                                                                                                                  | P2                                                                                                                                                                                                                                                                                                                                                                                                                                                                                                                                                                                                             | nd                                                                                                                                                                                                                                                                                                                                                                                                      |                                                                                                                                                                                                                                                                                                                                                                                                                                                                        | 2011 conversion payments same rate years 1-5. <sup>l1</sup> pasture; <sup>l2</sup> meadow; <sup>l3</sup> fodder crops; <sup>l4</sup> 20% reduction for areas over 45ha; <sup>l5</sup> tomatoes, potatoes for processing; <sup>l6</sup> including flowers; <sup>l7</sup> beets; <sup>l8</sup> tomatoes                                                                                                                                                              |
|          |                         |                                                                                                           |                                                          |                                      |                                                                |                                          |                                                           |                              |                         |        |                     |                                                                                                                                                                                                                                                                                                                                                                                                                                                                                                                                                                                                                                                                                                                                                                                                                                                                                                                                                                                                                                                                                                                                                                     |                                                                                                                                                                                                                                                                                                                                                                                                                                                                                                                                                                                                                |                                                                                                                                                                                                                                                                                                                                                                                                         |                                                                                                                                                                                                                                                                                                                                                                                                                                                                        |                                                                                                                                                                                                                                                                                                                                                                                                                                                                    |
|          |                         |                                                                                                           | 2011                                                     | 132                                  | 160, 240 <sup>l7</sup>                                         | 550                                      | 540 <sup>l8</sup>                                         | 800                          | 800                     | 515    | nd                  | nd                                                                                                                                                                                                                                                                                                                                                                                                                                                                                                                                                                                                                                                                                                                                                                                                                                                                                                                                                                                                                                                                                                                                                                  | P2                                                                                                                                                                                                                                                                                                                                                                                                                                                                                                                                                                                                             | 100%                                                                                                                                                                                                                                                                                                                                                                                                    |                                                                                                                                                                                                                                                                                                                                                                                                                                                                        |                                                                                                                                                                                                                                                                                                                                                                                                                                                                    |
|          |                         | 2019                                                                                                      | 80 <sup>m1</sup> , 150 <sup>m2</sup> , 400 <sup>m9</sup> | 375, 600 <sup>m3</sup>               | 360 <sup>m4</sup> -600                                         | -                                        | 450 <sup>m5</sup> , 900                                   | 900                          | -                       | nd     | nd                  | P2                                                                                                                                                                                                                                                                                                                                                                                                                                                                                                                                                                                                                                                                                                                                                                                                                                                                                                                                                                                                                                                                                                                                                                  | nd                                                                                                                                                                                                                                                                                                                                                                                                                                                                                                                                                                                                             | 2011 conversion payments same rate years 1-5. <sup>m1</sup> pasture; <sup>m2</sup> meadow; <sup>m3</sup> rice; <sup>m4</sup> medicinal herbs (if multiannual 450/ha); <sup>m5</sup> nuts; <sup>m6</sup> crops for organic livestock feed; <sup>m7</sup> annual/biennial herbs (perennial herbs 357/ha); <sup>m8</sup> intensive vegetables (extensive 320/ha); <sup>m9</sup> with livestock, details nd |                                                                                                                                                                                                                                                                                                                                                                                                                                                                        |                                                                                                                                                                                                                                                                                                                                                                                                                                                                    |
|          |                         |                                                                                                           |                                                          |                                      |                                                                |                                          |                                                           |                              |                         |        |                     |                                                                                                                                                                                                                                                                                                                                                                                                                                                                                                                                                                                                                                                                                                                                                                                                                                                                                                                                                                                                                                                                                                                                                                     |                                                                                                                                                                                                                                                                                                                                                                                                                                                                                                                                                                                                                |                                                                                                                                                                                                                                                                                                                                                                                                         | 2015                                                                                                                                                                                                                                                                                                                                                                                                                                                                   |                                                                                                                                                                                                                                                                                                                                                                                                                                                                    |
|          |                         | 2011                                                                                                      | 56 <sup>m1</sup> , 103 <sup>m2</sup>                     | 180, 366 <sup>m6</sup>               | 252 <sup>m7</sup> -450 <sup>m8</sup>                           | 495                                      | 370 <sup>m5</sup> , 645                                   | 645                          | -                       | nd     | nd                  | P2                                                                                                                                                                                                                                                                                                                                                                                                                                                                                                                                                                                                                                                                                                                                                                                                                                                                                                                                                                                                                                                                                                                                                                  | 100%                                                                                                                                                                                                                                                                                                                                                                                                                                                                                                                                                                                                           |                                                                                                                                                                                                                                                                                                                                                                                                         |                                                                                                                                                                                                                                                                                                                                                                                                                                                                        |                                                                                                                                                                                                                                                                                                                                                                                                                                                                    |
|          |                         | 2019                                                                                                      | 20                                                       | 174, 193 <sup>n1</sup>               | 378 <sup>n2</sup> , 469                                        | 600 <sup>n3</sup>                        | 900                                                       | 900                          | 448                     | nd     | nd                  | P2                                                                                                                                                                                                                                                                                                                                                                                                                                                                                                                                                                                                                                                                                                                                                                                                                                                                                                                                                                                                                                                                                                                                                                  | nd                                                                                                                                                                                                                                                                                                                                                                                                                                                                                                                                                                                                             |                                                                                                                                                                                                                                                                                                                                                                                                         | 2019/2015 for all land uses: group agreements normally +3-4/ha (not fruit and table grapes). <sup>n1</sup> group agreements >10ha (same as maintenance); <sup>n2</sup> potatoes; <sup>n3</sup> tomatoes; <sup>n4</sup> table grapes; <sup>n5</sup> cherries; <sup>n6</sup> stone fruit; <sup>n7</sup> citrus; 2011 conversion payments same rate as maintenance                                                                                                        |                                                                                                                                                                                                                                                                                                                                                                                                                                                                    |
|          |                         |                                                                                                           |                                                          |                                      |                                                                |                                          |                                                           |                              |                         |        |                     |                                                                                                                                                                                                                                                                                                                                                                                                                                                                                                                                                                                                                                                                                                                                                                                                                                                                                                                                                                                                                                                                                                                                                                     |                                                                                                                                                                                                                                                                                                                                                                                                                                                                                                                                                                                                                |                                                                                                                                                                                                                                                                                                                                                                                                         |                                                                                                                                                                                                                                                                                                                                                                                                                                                                        | 2015                                                                                                                                                                                                                                                                                                                                                                                                                                                               |
|          |                         | 2011                                                                                                      | -                                                        | 96                                   | 247 <sup>n2</sup> , 259                                        | 357 <sup>n3</sup>                        | 456 <sup>n5</sup> , 748 <sup>n6</sup> , 812 <sup>n7</sup> | 506, 770 <sup>n4</sup>       | 335                     | nd     | nd                  | P2                                                                                                                                                                                                                                                                                                                                                                                                                                                                                                                                                                                                                                                                                                                                                                                                                                                                                                                                                                                                                                                                                                                                                                  | 100%                                                                                                                                                                                                                                                                                                                                                                                                                                                                                                                                                                                                           |                                                                                                                                                                                                                                                                                                                                                                                                         |                                                                                                                                                                                                                                                                                                                                                                                                                                                                        |                                                                                                                                                                                                                                                                                                                                                                                                                                                                    |
| 2019     | 13-141 <sup>o1,o2</sup> | 185-312 <sup>o3,o1</sup> , 190 <sup>o4</sup> , 304-419 <sup>o5,o1</sup> , 458-564 <sup>o6,o1</sup>        | 190 <sup>o4</sup> , 600 <sup>o7</sup>                    | 1048                                 | 113 <sup>o8</sup> , 609 <sup>o9,o13</sup> , 900 <sup>o10</sup> | 506 <sup>o11</sup> , 609 <sup>o9</sup>   | 421 <sup>o12</sup>                                        | nd                           | nd                      | P2     | nd                  | 2019/2015 for group agreements (min. area 50ha), standard rates per ha increased to 14 <sup>o2</sup> , 200 <sup>o3</sup> , 205 <sup>o4</sup> , 328 <sup>o5</sup> , 473 <sup>o6</sup> , 600 <sup>o7</sup> , 122 <sup>o8</sup> , 624 <sup>o9</sup> (not <sup>o10</sup> ), 521 <sup>o11</sup> , 436 <sup>o12</sup> . Payment depression for areas >10ha, standard rates per ha reduced to 178 <sup>o3</sup> , 182 <sup>o4</sup> , 277 <sup>o5</sup> , 422 <sup>o6</sup> , 583 <sup>o7</sup> , 573 <sup>o9</sup> (not <sup>o10,o13</sup> ), 385 <sup>o12</sup> , each increased by 5/ha for group agreements. <sup>o1</sup> lower rate if no livestock, if livestock kept (min. stocking 0.2LU/ha, max. 1.4LU/ha), rates increased by 91/LU pro rata (76/LU <sup>o6</sup> ); <sup>o2</sup> permanent grass; <sup>o3</sup> fodder crops; <sup>o4</sup> oilseeds, herbs and fibres; <sup>o5</sup> cereals and grain legumes; <sup>o6</sup> maize and sorghum; <sup>o7</sup> horticulture excl. herbs; <sup>o8</sup> almonds; <sup>o9</sup> other fruit incl. table grapes; <sup>o10</sup> peaches; <sup>o11</sup> wine grapes; <sup>o12</sup> olives; <sup>o13</sup> nuts |                                                                                                                                                                                                                                                                                                                                                                                                                                                                                                                                                                                                                |                                                                                                                                                                                                                                                                                                                                                                                                         |                                                                                                                                                                                                                                                                                                                                                                                                                                                                        |                                                                                                                                                                                                                                                                                                                                                                                                                                                                    |
|          |                         |                                                                                                           |                                                          |                                      |                                                                |                                          |                                                           |                              |                         |        |                     |                                                                                                                                                                                                                                                                                                                                                                                                                                                                                                                                                                                                                                                                                                                                                                                                                                                                                                                                                                                                                                                                                                                                                                     | 2015                                                                                                                                                                                                                                                                                                                                                                                                                                                                                                                                                                                                           | 330 <sup>k2,k3</sup>                                                                                                                                                                                                                                                                                                                                                                                    |                                                                                                                                                                                                                                                                                                                                                                                                                                                                        |                                                                                                                                                                                                                                                                                                                                                                                                                                                                    |
| 2011     | 0-101 <sup>p1,p2</sup>  | 130-231 <sup>p3,p1</sup> , 160-261 <sup>p4,p1</sup> , 170-271 <sup>p5,p1</sup> , 250-351 <sup>p6,p1</sup> | 180 <sup>p7</sup> , 576                                  | 600 <sup>p10</sup>                   | 630 <sup>p8</sup> , 900 <sup>p9</sup>                          | 582                                      | 400                                                       | nd                           | nd                      | P2     | 100%                |                                                                                                                                                                                                                                                                                                                                                                                                                                                                                                                                                                                                                                                                                                                                                                                                                                                                                                                                                                                                                                                                                                                                                                     | 2011 conversions payments same rate years 1-3, no group agreement or payment depression adjustments. <sup>p1</sup> lower rate if no livestock, if livestock kept (min. stocking 0.2LU/ha, max. 1.4LU/ha), rates increased by 72/LU pro rata; <sup>p2</sup> permanent grass; <sup>p3</sup> temp. grass and hay meadows; <sup>p4</sup> grain legumes; <sup>p5</sup> other cereals, protein crops and oilseeds; <sup>p6</sup> maize and sorghum; <sup>p7</sup> herbs; <sup>p8</sup> citrus and other fruit except nuts; <sup>p9</sup> peaches (same rate as maintenance); <sup>p10</sup> same rate as maintenance |                                                                                                                                                                                                                                                                                                                                                                                                         |                                                                                                                                                                                                                                                                                                                                                                                                                                                                        |                                                                                                                                                                                                                                                                                                                                                                                                                                                                    |

## Conversion payments, Euro per ha and year, normally for years 1 and 2 only after conversion start

| ISO code | Country          | Region        | Year      | Grassland                                      | Arable land                                                                          | Annual vegetables & herbs | Protected cropping                 | Perennials, orchards, fruits                                       | Vineyards             | Olives                | Beehives (per hive) | Certification    | Funding source | % of costs covered | Notes                                                                                                                                                                                                                                                                                                                                                                                                                                                                                                                                                                                                                                                                                                                                                                              |                                                                                                                                                                                                                                                                                                                                                                                                                                                                                                                                                                                                                                                                                                 |                                                                                                                                                                                                                                                                                                                                                                                                     |                                                                                                                                                                                    |                                                                                                                                                                                                                                                                                                                                                                                                                                                                                                                                                                                                                                              |
|----------|------------------|---------------|-----------|------------------------------------------------|--------------------------------------------------------------------------------------|---------------------------|------------------------------------|--------------------------------------------------------------------|-----------------------|-----------------------|---------------------|------------------|----------------|--------------------|------------------------------------------------------------------------------------------------------------------------------------------------------------------------------------------------------------------------------------------------------------------------------------------------------------------------------------------------------------------------------------------------------------------------------------------------------------------------------------------------------------------------------------------------------------------------------------------------------------------------------------------------------------------------------------------------------------------------------------------------------------------------------------|-------------------------------------------------------------------------------------------------------------------------------------------------------------------------------------------------------------------------------------------------------------------------------------------------------------------------------------------------------------------------------------------------------------------------------------------------------------------------------------------------------------------------------------------------------------------------------------------------------------------------------------------------------------------------------------------------|-----------------------------------------------------------------------------------------------------------------------------------------------------------------------------------------------------------------------------------------------------------------------------------------------------------------------------------------------------------------------------------------------------|------------------------------------------------------------------------------------------------------------------------------------------------------------------------------------|----------------------------------------------------------------------------------------------------------------------------------------------------------------------------------------------------------------------------------------------------------------------------------------------------------------------------------------------------------------------------------------------------------------------------------------------------------------------------------------------------------------------------------------------------------------------------------------------------------------------------------------------|
| IT       | Italy            | Sicilia       | 2019      | 220 <sup>q1,q2</sup>                           | 174,                                                                                 | 450 <sup>q5</sup> , 600   | -                                  | 539 <sup>q6</sup> , 625 <sup>q7,q9</sup> ,<br>900 <sup>q8,q9</sup> | 900 <sup>q10</sup>    | 747 <sup>q9</sup>     | nd                  | - <sup>q11</sup> | P2             | nd                 | 2019/2015 conversion payments same rate years 1-5 (2011 years 1-3). <sup>q1</sup> pasture (2011 same rate as maintenance); <sup>q2</sup> livestock stocking rates min. 0.4LU/ha, max. 2LU/ha, payment rate based on max stocking, reduced pro rata for lower stocking rates; <sup>q3</sup> fodder crops (171/ha without livestock, 150/ha without livestock in 2011); <sup>q4</sup> grain legumes and oilseeds (same as maintenance); <sup>q5</sup> herbs; <sup>q6</sup> ash tree sap; <sup>q7</sup> nuts; <sup>q8</sup> orchard fruits (citrus 800/ha in 2011); <sup>q9</sup> payment reduced by 50% for new orchards/groves not yet productive; <sup>q10</sup> wine grapes; <sup>q11</sup> certifications costs included in payments, calculated 28-58/ha depending on land type |                                                                                                                                                                                                                                                                                                                                                                                                                                                                                                                                                                                                                                                                                                 |                                                                                                                                                                                                                                                                                                                                                                                                     |                                                                                                                                                                                    |                                                                                                                                                                                                                                                                                                                                                                                                                                                                                                                                                                                                                                              |
|          |                  |               | 2015      |                                                | 171-367 <sup>q3,q2</sup> ,<br>197 <sup>q4</sup>                                      |                           |                                    |                                                                    |                       |                       |                     |                  |                |                    |                                                                                                                                                                                                                                                                                                                                                                                                                                                                                                                                                                                                                                                                                                                                                                                    |                                                                                                                                                                                                                                                                                                                                                                                                                                                                                                                                                                                                                                                                                                 |                                                                                                                                                                                                                                                                                                                                                                                                     |                                                                                                                                                                                    |                                                                                                                                                                                                                                                                                                                                                                                                                                                                                                                                                                                                                                              |
|          |                  | Toscana       | 2019      | 126 <sup>r1,r2</sup>                           | 293, 308 <sup>r3,r2</sup>                                                            | 480 <sup>r4</sup>         | 480 <sup>r11</sup>                 | 380 <sup>r5</sup> , 720                                            | 840                   | 720                   | nd                  | nd               | P2             | nd                 |                                                                                                                                                                                                                                                                                                                                                                                                                                                                                                                                                                                                                                                                                                                                                                                    | 2011 conversion payments same rate years 1-5. <sup>r1</sup> pasture; <sup>r2</sup> livestock minimum 5LU/farm; <sup>r3</sup> feedgrains; <sup>r4</sup> including flowers; <sup>r5</sup> chestnut; <sup>r6</sup> pasture with livestock (same rate as maintenance); <sup>r7</sup> lower rate 0.3-1LU/ha, higher rate 1-2LU/ha, Art. 68 Reg. 1782/2003 payments deductible (same rate as maintenance); <sup>r8</sup> fodder crops, no livestock (same rate as maintenance); <sup>r9</sup> fodder crops with livestock (same rate as maintenance); <sup>r10</sup> combinable crops (grain legumes 115/ha, oilseeds/industrial crops 150/ha, cereals 160/ha, maize 250/ha); <sup>r11</sup> tomatoes |                                                                                                                                                                                                                                                                                                                                                                                                     |                                                                                                                                                                                    |                                                                                                                                                                                                                                                                                                                                                                                                                                                                                                                                                                                                                                              |
|          |                  |               | 2015      |                                                | 212-300 <sup>r9,r7</sup> ,<br>115-250 <sup>r10</sup>                                 |                           |                                    |                                                                    |                       |                       |                     |                  |                |                    |                                                                                                                                                                                                                                                                                                                                                                                                                                                                                                                                                                                                                                                                                                                                                                                    |                                                                                                                                                                                                                                                                                                                                                                                                                                                                                                                                                                                                                                                                                                 |                                                                                                                                                                                                                                                                                                                                                                                                     |                                                                                                                                                                                    |                                                                                                                                                                                                                                                                                                                                                                                                                                                                                                                                                                                                                                              |
|          |                  | Trento        | 2019      | 390                                            | 390 <sup>s2</sup> , 650                                                              | 600                       | -                                  | 500, 950 <sup>s1</sup>                                             | 950                   | -                     | nd                  | nd               | P2             | nd                 |                                                                                                                                                                                                                                                                                                                                                                                                                                                                                                                                                                                                                                                                                                                                                                                    |                                                                                                                                                                                                                                                                                                                                                                                                                                                                                                                                                                                                                                                                                                 | <sup>s1</sup> melons; <sup>s2</sup> forage crops;                                                                                                                                                                                                                                                                                                                                                   |                                                                                                                                                                                    |                                                                                                                                                                                                                                                                                                                                                                                                                                                                                                                                                                                                                                              |
|          |                  |               | 2015      |                                                | 260 <sup>s2</sup> , 450                                                              | 600                       | -                                  | 450 <sup>s3</sup> , 600 <sup>s4</sup> ,<br>900 <sup>s5</sup>       | 900                   | 450                   | nd                  | nd               | P2             | 100%               |                                                                                                                                                                                                                                                                                                                                                                                                                                                                                                                                                                                                                                                                                                                                                                                    |                                                                                                                                                                                                                                                                                                                                                                                                                                                                                                                                                                                                                                                                                                 |                                                                                                                                                                                                                                                                                                                                                                                                     | 2011 conversion payments same rate as maintenance. <sup>s3</sup> chestnuts etc.; <sup>s4</sup> low-stemmed orchards and berries; <sup>s5</sup> specialised orchards, mainly apples |                                                                                                                                                                                                                                                                                                                                                                                                                                                                                                                                                                                                                                              |
|          |                  | Umbria        | 2019      | 195/214 <sup>t1</sup>                          | 195/214 <sup>t2,t1</sup> ,<br>385/407 <sup>t1</sup>                                  | 600/600 <sup>t1</sup>     | -                                  | 900/900 <sup>t1</sup>                                              | 900/900 <sup>t1</sup> | 609/642 <sup>t1</sup> | nd                  | nd               | P2             | nd                 |                                                                                                                                                                                                                                                                                                                                                                                                                                                                                                                                                                                                                                                                                                                                                                                    |                                                                                                                                                                                                                                                                                                                                                                                                                                                                                                                                                                                                                                                                                                 | 2011 (2019/2015 nd) conversion payments same rate years 1-5. <sup>t1</sup> first (lower) rate in each pair rural region D, second (higher) rural region C; <sup>t2</sup> fodder crops; <sup>t3</sup> legumes; <sup>t4</sup> cereals and oilseeds; <sup>t5</sup> maize and tobacco (with drip irrigation 500/ha, same as maintenance); <sup>t6</sup> with drip irrigation (same rate as maintenance) |                                                                                                                                                                                    |                                                                                                                                                                                                                                                                                                                                                                                                                                                                                                                                                                                                                                              |
|          |                  |               | 2015      |                                                | 160/180 <sup>t3,t1</sup> ,<br>162/216 <sup>t4,t1</sup> ,<br>250/326 <sup>t5,t1</sup> | 500, 600 <sup>t6</sup>    | -                                  | 550/720 <sup>t1</sup>                                              | 550/720 <sup>t1</sup> | 365/525 <sup>t1</sup> | nd                  | nd               | P2             | 100%               |                                                                                                                                                                                                                                                                                                                                                                                                                                                                                                                                                                                                                                                                                                                                                                                    |                                                                                                                                                                                                                                                                                                                                                                                                                                                                                                                                                                                                                                                                                                 |                                                                                                                                                                                                                                                                                                                                                                                                     |                                                                                                                                                                                    |                                                                                                                                                                                                                                                                                                                                                                                                                                                                                                                                                                                                                                              |
|          |                  | Valle d'Aosta | 2019      | 450, 600 <sup>u1</sup>                         | 500 <sup>u2</sup>                                                                    | 1200                      | -                                  | 1200                                                               | 1200                  | -                     | nd                  | nd               | P2             | nd                 |                                                                                                                                                                                                                                                                                                                                                                                                                                                                                                                                                                                                                                                                                                                                                                                    |                                                                                                                                                                                                                                                                                                                                                                                                                                                                                                                                                                                                                                                                                                 | 2011 conversion payments same as maintenance. <sup>u1</sup> with livestock; <sup>u2</sup> cereals; <sup>u3</sup> fodder crops; <sup>u4</sup> herbs; <sup>u5</sup> small fruits                                                                                                                                                                                                                      |                                                                                                                                                                                    |                                                                                                                                                                                                                                                                                                                                                                                                                                                                                                                                                                                                                                              |
|          |                  |               | 2015      |                                                | 350 <sup>u3</sup>                                                                    | 400 <sup>u4</sup>         | -                                  | 400 <sup>u5</sup> , 900                                            | 900                   | -                     | nd                  | nd               | P2             | 100%               |                                                                                                                                                                                                                                                                                                                                                                                                                                                                                                                                                                                                                                                                                                                                                                                    |                                                                                                                                                                                                                                                                                                                                                                                                                                                                                                                                                                                                                                                                                                 |                                                                                                                                                                                                                                                                                                                                                                                                     |                                                                                                                                                                                    |                                                                                                                                                                                                                                                                                                                                                                                                                                                                                                                                                                                                                                              |
|          |                  | Veneto        | 2019      | 282 <sup>v1,v2</sup> ,<br>450 <sup>v1,v3</sup> | 559                                                                                  | 1000                      | 1200                               | 900                                                                | 900                   | -                     | nd                  | nd               | P2             | nd                 |                                                                                                                                                                                                                                                                                                                                                                                                                                                                                                                                                                                                                                                                                                                                                                                    |                                                                                                                                                                                                                                                                                                                                                                                                                                                                                                                                                                                                                                                                                                 | <sup>v1</sup> max 5ha; <sup>v2</sup> pasture; <sup>v3</sup> meadow; <sup>v4</sup> cereals; <sup>v5</sup> root crops; <sup>v6</sup> fodder crops; <sup>v7</sup> minor fruits                                                                                                                                                                                                                         |                                                                                                                                                                                    |                                                                                                                                                                                                                                                                                                                                                                                                                                                                                                                                                                                                                                              |
|          |                  |               | 2015      |                                                | 251 <sup>v4</sup> , 296 <sup>v5</sup> ,<br>322 <sup>v6</sup>                         | 921                       | -                                  | 524 <sup>v7</sup> , 739                                            | 524                   | 524                   | nd                  | nd               | P2             | nd                 |                                                                                                                                                                                                                                                                                                                                                                                                                                                                                                                                                                                                                                                                                                                                                                                    |                                                                                                                                                                                                                                                                                                                                                                                                                                                                                                                                                                                                                                                                                                 |                                                                                                                                                                                                                                                                                                                                                                                                     |                                                                                                                                                                                    |                                                                                                                                                                                                                                                                                                                                                                                                                                                                                                                                                                                                                                              |
|          |                  | LT            | Lithuania | National                                       | 2019                                                                                 | 182 <sup>a</sup>          | 238 <sup>b</sup> -298 <sup>c</sup> | 516 <sup>d</sup> -525                                              | 534                   | 534                   | -                   | -                | -              | - <sup>e</sup>     |                                                                                                                                                                                                                                                                                                                                                                                                                                                                                                                                                                                                                                                                                                                                                                                    |                                                                                                                                                                                                                                                                                                                                                                                                                                                                                                                                                                                                                                                                                                 | P2                                                                                                                                                                                                                                                                                                                                                                                                  | 30 <sup>f</sup> -100%                                                                                                                                                              | No data received for 2019, payment rates assumed same as 2015; <sup>a</sup> min. 0.5 LU/ha (0.67 in LFAs), 59€/ha for undersown leys; <sup>b</sup> cereals rate - cereals for fodder 247€/ha, <sup>c</sup> grass and cereals for seeds; <sup>d</sup> herbs; <sup>e</sup> included in area payment; <sup>f</sup> if total support requested exceeds planned support, payments reduced by 70% for areas >200ha Same rates as maintenance. <sup>g</sup> permanent grass+; <sup>h</sup> cereals rate, other arable crops not supported; <sup>i</sup> herbs; <sup>j</sup> included in area payment; <sup>k</sup> max. 115 848 € per farm and year |
|          |                  |               |           |                                                | 2015                                                                                 |                           | 215 <sup>h</sup>                   | 440-487 <sup>i</sup>                                               | 516                   | 516                   | -                   | -                | -              | - <sup>j</sup>     |                                                                                                                                                                                                                                                                                                                                                                                                                                                                                                                                                                                                                                                                                                                                                                                    |                                                                                                                                                                                                                                                                                                                                                                                                                                                                                                                                                                                                                                                                                                 | P2                                                                                                                                                                                                                                                                                                                                                                                                  | <100% <sup>k</sup>                                                                                                                                                                 |                                                                                                                                                                                                                                                                                                                                                                                                                                                                                                                                                                                                                                              |
| 2011     | 127 <sup>B</sup> |               |           |                                                | 215 <sup>h</sup>                                                                     |                           | 440-487 <sup>i</sup>               | 516                                                                | 516                   | -                     | -                   | -                | - <sup>j</sup> | P2                 | <100% <sup>k</sup>                                                                                                                                                                                                                                                                                                                                                                                                                                                                                                                                                                                                                                                                                                                                                                 |                                                                                                                                                                                                                                                                                                                                                                                                                                                                                                                                                                                                                                                                                                 |                                                                                                                                                                                                                                                                                                                                                                                                     |                                                                                                                                                                                    |                                                                                                                                                                                                                                                                                                                                                                                                                                                                                                                                                                                                                                              |

## Conversion payments, Euro per ha and year, normally for years 1 and 2 only after conversion start

| ISO code | Country             | Region                | Year | Grassland                                          | Arable land                                                                                             | Annual vegetables & herbs | Protected cropping | Perennials, orchards, fruits                             | Vineyards              | Olives                                                    | Beehives (per hive) | Certification     | Funding source | % of costs covered                | Notes                                                                                                                                                                                                                                                                                                                                                                                                                                                                                                                                                                                                                                                                                                                                                                                                                                                                                                                                                                                                                                                                                                                                                                           |
|----------|---------------------|-----------------------|------|----------------------------------------------------|---------------------------------------------------------------------------------------------------------|---------------------------|--------------------|----------------------------------------------------------|------------------------|-----------------------------------------------------------|---------------------|-------------------|----------------|-----------------------------------|---------------------------------------------------------------------------------------------------------------------------------------------------------------------------------------------------------------------------------------------------------------------------------------------------------------------------------------------------------------------------------------------------------------------------------------------------------------------------------------------------------------------------------------------------------------------------------------------------------------------------------------------------------------------------------------------------------------------------------------------------------------------------------------------------------------------------------------------------------------------------------------------------------------------------------------------------------------------------------------------------------------------------------------------------------------------------------------------------------------------------------------------------------------------------------|
| LU       | Luxembourg          | National <sup>a</sup> | 2019 | 270 <sup>d</sup>                                   | 300                                                                                                     | 400 <sup>b</sup> -850     | 1200               | 1200                                                     | 1350                   | -                                                         | -                   | 1240 <sup>c</sup> | P2             | 100%                              | Conversion payments years 1-3 for all land uses. <sup>a</sup> bare or fallow land only if part of rotation; <sup>b</sup> potatoes; <sup>c</sup> maximum, fixed autumn 2019; <sup>d</sup> min. 0.5 LU/ha on grassland; <sup>e</sup> min. 0.75 and max 1.7 LU/ha on grassland                                                                                                                                                                                                                                                                                                                                                                                                                                                                                                                                                                                                                                                                                                                                                                                                                                                                                                     |
|          |                     |                       | 2015 |                                                    |                                                                                                         |                           |                    |                                                          |                        |                                                           |                     |                   |                |                                   |                                                                                                                                                                                                                                                                                                                                                                                                                                                                                                                                                                                                                                                                                                                                                                                                                                                                                                                                                                                                                                                                                                                                                                                 |
|          |                     |                       | 2011 | 200 <sup>e</sup>                                   | 200                                                                                                     | 650                       | 1000               | 1000                                                     | 1000                   | -                                                         | -                   | nd                | P2             | 100%                              |                                                                                                                                                                                                                                                                                                                                                                                                                                                                                                                                                                                                                                                                                                                                                                                                                                                                                                                                                                                                                                                                                                                                                                                 |
| LV       | Latvia              | National              | 2019 | 97 <sup>a</sup>                                    | 117 <sup>b</sup>                                                                                        | 397 <sup>c</sup> -399     | 399                | 485                                                      | -                      | -                                                         | nd                  | - <sup>e</sup>    | P2             | 70 <sup>d</sup> -100%             | Conversion payments same as maintenance. <sup>a</sup> incl. fallow land, min 0.3 LU/ha; <sup>b</sup> including grass for seed and nectar plants; <sup>c</sup> potatoes; <sup>d</sup> Permanent grass and fallow; <sup>e</sup> included in area payment                                                                                                                                                                                                                                                                                                                                                                                                                                                                                                                                                                                                                                                                                                                                                                                                                                                                                                                          |
|          |                     |                       | 2015 |                                                    |                                                                                                         |                           |                    |                                                          |                        |                                                           |                     |                   |                |                                   |                                                                                                                                                                                                                                                                                                                                                                                                                                                                                                                                                                                                                                                                                                                                                                                                                                                                                                                                                                                                                                                                                                                                                                                 |
|          |                     |                       | 2011 | 138 <sup>a</sup>                                   | 108 <sup>b</sup>                                                                                        | 318 <sup>c</sup> -357     | 357                | 419                                                      | -                      | -                                                         | nd                  | - <sup>e</sup>    | P2             | 100%                              |                                                                                                                                                                                                                                                                                                                                                                                                                                                                                                                                                                                                                                                                                                                                                                                                                                                                                                                                                                                                                                                                                                                                                                                 |
| MT       | Malta               | National              | 2019 | 1209                                               | 1209                                                                                                    | 1209                      | 1209               | 1209                                                     | 1209                   | 1209                                                      | -                   | Yes <sup>a</sup>  | P2             | nd                                | No differentiation of payment rates by land use; <sup>a</sup> actual certification costs eligible under RDP M3.1, no fixed rate                                                                                                                                                                                                                                                                                                                                                                                                                                                                                                                                                                                                                                                                                                                                                                                                                                                                                                                                                                                                                                                 |
|          |                     |                       | 2015 | nd                                                 | nd                                                                                                      | nd                        | nd                 | nd                                                       | nd                     | nd                                                        | nd                  | nd                | nd             | nd                                | 2015: No data received                                                                                                                                                                                                                                                                                                                                                                                                                                                                                                                                                                                                                                                                                                                                                                                                                                                                                                                                                                                                                                                                                                                                                          |
|          |                     |                       | 2011 | 613                                                | 613                                                                                                     | 1379                      | -                  | 996                                                      | 996                    | -                                                         | -                   | -                 | P2             | 50 <sup>b</sup> -100%             | <sup>b</sup> open field vegetables                                                                                                                                                                                                                                                                                                                                                                                                                                                                                                                                                                                                                                                                                                                                                                                                                                                                                                                                                                                                                                                                                                                                              |
| NL       | Netherlands         | National              | 2019 | -                                                  | -                                                                                                       | -                         | -                  | -                                                        | -                      | -                                                         | -                   | -                 | -              | 0%                                | No specific conversion or maintenance support for organic farming since 2005                                                                                                                                                                                                                                                                                                                                                                                                                                                                                                                                                                                                                                                                                                                                                                                                                                                                                                                                                                                                                                                                                                    |
|          |                     |                       | 2015 |                                                    |                                                                                                         |                           |                    |                                                          |                        |                                                           |                     |                   |                |                                   |                                                                                                                                                                                                                                                                                                                                                                                                                                                                                                                                                                                                                                                                                                                                                                                                                                                                                                                                                                                                                                                                                                                                                                                 |
|          |                     |                       | 2011 |                                                    |                                                                                                         |                           |                    |                                                          |                        |                                                           |                     |                   |                |                                   |                                                                                                                                                                                                                                                                                                                                                                                                                                                                                                                                                                                                                                                                                                                                                                                                                                                                                                                                                                                                                                                                                                                                                                                 |
| PL       | Poland <sup>1</sup> | National              | 2019 | 125 <sup>e</sup>                                   | 215 <sup>a</sup> , 265                                                                                  | 308 <sup>b</sup> , 362    | -                  | 184 <sup>c</sup> , 438                                   | -                      | -                                                         | -                   | included          | P2             | 80 <sup>f</sup> -100 <sup>d</sup> | Conversion payments years 1-3 for all land uses. <sup>a</sup> rotational forage/fodder crops, min stocking see <sup>e</sup> ; <sup>b</sup> herbs, same rate as main; <sup>c</sup> tenance; <sup>d</sup> extensive orchards; <sup>e</sup> payment degression: 0.1-50ha=100%; >50-100ha=75%; >100ha=60%; <sup>f</sup> pastures same rate as maintenance, stocking min. 0.3 LU/ha pre 2019, 0.5 LU/ha from 2019; <sup>g</sup> 80% of calculated costs covered for arable, grass and herbs; 100% for vegetables and orchards                                                                                                                                                                                                                                                                                                                                                                                                                                                                                                                                                                                                                                                        |
|          |                     |                       | 2015 |                                                    |                                                                                                         |                           |                    |                                                          |                        |                                                           |                     |                   |                |                                   |                                                                                                                                                                                                                                                                                                                                                                                                                                                                                                                                                                                                                                                                                                                                                                                                                                                                                                                                                                                                                                                                                                                                                                                 |
|          |                     |                       | 2011 | 77                                                 | 195                                                                                                     | 268 <sup>b</sup> , 361    | -                  | 186 <sup>g</sup> -419 <sup>h</sup>                       | -                      | -                                                         | -                   | nd                | P2             | 38 <sup>i</sup> -100 <sup>i</sup> | Conversion payments years 1-3 for perennial crops only. <sup>g</sup> other fruits and fruitful walnuts, fruitless walnuts 37/ha, <sup>h</sup> specified orchards; <sup>i</sup> payment degression: 0.1-100ha=100%; >100-200ha=50%; >200ha=10%; <sup>j</sup> specified orchards 38%, pastures/vegetables 80%, others 90-100%                                                                                                                                                                                                                                                                                                                                                                                                                                                                                                                                                                                                                                                                                                                                                                                                                                                     |
| PT       | Portugal            | National              | 2019 | 41-204 <sup>a,h</sup>                              | 19-96 <sup>b,f,k</sup> ,<br>91-456 <sup>a,e</sup> ,<br>127-600 <sup>a,g</sup>                           | 144-600 <sup>d,m</sup>    | 600 <sup>m</sup>   | 182-900 <sup>d,f,i</sup> ,<br>216-900 <sup>d,e,i,m</sup> | 124-618 <sup>d,i</sup> | 60-300 <sup>a,f,i,n</sup> ,<br>129-643 <sup>c,e,i,n</sup> | -                   | nd                | P2             | nd                                | Conversion payments are normally 20% higher than maintenance payments. Payment degression applies to all land uses, with 100%, 80%, 50% and 20% applying to different areas in each case. The lowest and highest payments are shown. The following notes summarise the applicable areas. <sup>a</sup> <20ha, 20-40ha, 40-100ha, >100ha; <sup>b</sup> <30ha, 30-60ha, 60-150ha, >150ha; <sup>c</sup> <10ha, 10-20ha, 20-50ha, >50ha; <sup>d</sup> <5ha, 5-10ha, 10-25ha, >25ha; <sup>e</sup> irrigated; <sup>f</sup> not irrigated; <sup>g</sup> rice; <sup>h</sup> min. stocking 0.2LU/ha, max. 2LU/ha, or 3LU/ha on holdings <2ha in agricultural areas, but forage area paid up to limit of 1ha/LU; <sup>i</sup> min. planting densities: pome/stone/citrus 200/ha, berries 1000/ha, kiwis 400/ha, elderberry/ cherry/others 80/ha, nuts/olives 60/ha, vines 2000/ha (exceptionally 1000), tea also included; <sup>j</sup> pastures with biodiversity interest; <sup>k</sup> irrigated autumn/winter crops; <sup>l</sup> subject to degression and EU Reg. limits; <sup>m</sup> top rates same as maintenance due to EU Reg. constraints; <sup>n</sup> including dried fruits |
|          |                     |                       | 2015 |                                                    |                                                                                                         |                           |                    |                                                          |                        |                                                           |                     |                   |                |                                   |                                                                                                                                                                                                                                                                                                                                                                                                                                                                                                                                                                                                                                                                                                                                                                                                                                                                                                                                                                                                                                                                                                                                                                                 |
|          |                     |                       | 2011 | 41-206 <sup>b,h</sup> ,<br>50-252 <sup>a,h,j</sup> | 18-91 <sup>b,f</sup> ,<br>175 <sup>b,k</sup> ,<br>427 <sup>a,e</sup> ,<br>85-120-<br>602 <sup>a,g</sup> | 144-720 <sup>d</sup>      | 720                | 173-864 <sup>d,f,i</sup> ,<br>216-1080 <sup>d,e,i</sup>  | 118-588 <sup>d,j</sup> | 57-283 <sup>a,f,i,n</sup> ,<br>122-612 <sup>c,e,i,n</sup> | -                   | nd                | P2             | 100 <sup>l</sup>                  |                                                                                                                                                                                                                                                                                                                                                                                                                                                                                                                                                                                                                                                                                                                                                                                                                                                                                                                                                                                                                                                                                                                                                                                 |

## Conversion payments, Euro per ha and year, normally for years 1 and 2 only after conversion start

| ISO code | Country             | Region   | Year | Grassland                          | Arable land          | Annual vegetables & herbs           | Protected cropping    | Perennials, orchards, fruits       | Vineyards                            | Olives           | Beehives (per hive) | Certification      | Funding source | % of costs covered                                                                                        | Notes                                                                                                                                                                                                                                                                                                                                                                                                                                                                                                                                 |                                                                                                                                                                                                                                                                                                                                                                                                                                                                                                                   |
|----------|---------------------|----------|------|------------------------------------|----------------------|-------------------------------------|-----------------------|------------------------------------|--------------------------------------|------------------|---------------------|--------------------|----------------|-----------------------------------------------------------------------------------------------------------|---------------------------------------------------------------------------------------------------------------------------------------------------------------------------------------------------------------------------------------------------------------------------------------------------------------------------------------------------------------------------------------------------------------------------------------------------------------------------------------------------------------------------------------|-------------------------------------------------------------------------------------------------------------------------------------------------------------------------------------------------------------------------------------------------------------------------------------------------------------------------------------------------------------------------------------------------------------------------------------------------------------------------------------------------------------------|
| RO       | Romania             | National | 2019 | 39 <sup>a</sup> , 143 <sup>b</sup> | 293                  | 365 <sup>e</sup> , 500              | -                     | 620                                | 530                                  | -                | -                   | 11-17 <sup>f</sup> | P2             | 80-100% <sup>g</sup>                                                                                      | <sup>a</sup> land with AECM commitments <sup>c</sup> ; <sup>b</sup> land without AECM <sup>c</sup> ; <sup>c</sup> from 2018, min. stocking 0,3LU/ha, variant applied 2016 and 2017; <sup>d</sup> all land (2015); <sup>e</sup> medicinal and aromatic plants; <sup>f</sup> lowest rate for arable, higher rates for horticulture and grassland; <sup>g</sup> subject to EU reg. constraints, 2011: no agri-environment support for conversion; may have been supported under Article 68 of EU Reg. 73/2009, but details not available |                                                                                                                                                                                                                                                                                                                                                                                                                                                                                                                   |
|          |                     |          | 2015 | 124 <sup>d</sup>                   |                      |                                     |                       |                                    |                                      |                  |                     |                    |                |                                                                                                           |                                                                                                                                                                                                                                                                                                                                                                                                                                                                                                                                       |                                                                                                                                                                                                                                                                                                                                                                                                                                                                                                                   |
|          |                     |          | 2011 | 0                                  | 0                    | 0                                   | 0                     | 0                                  | 0                                    | 0                | 0                   | 0                  | 0              | P1?                                                                                                       |                                                                                                                                                                                                                                                                                                                                                                                                                                                                                                                                       | 0                                                                                                                                                                                                                                                                                                                                                                                                                                                                                                                 |
| SE       | Sweden <sup>1</sup> | National | 2019 | 76 <sup>a</sup> -151 <sup>b</sup>  | 142                  | 472                                 | 472 <sup>c</sup>      | 708                                | -                                    | -                | -                   | 0                  | P2             | 50-90% <sup>d</sup>                                                                                       | Conversion payment same as maintenance. <sup>a</sup> only if livestock present, with 1 LU permitting payment on up to 2 ha perm. grass, effectively 151€/LU; <sup>b</sup> higher rate for temp. grass in rotations only if livestock present, with 1 LU permitting payment on up to 1 ha temp grass; max. stocking separately limited by regulation on phosphate applications of 22kgP/ha over five years; <sup>d</sup> partial compensation for policy reasons and budget constraints                                                |                                                                                                                                                                                                                                                                                                                                                                                                                                                                                                                   |
|          |                     |          | 2015 |                                    |                      |                                     |                       |                                    |                                      |                  |                     |                    |                |                                                                                                           |                                                                                                                                                                                                                                                                                                                                                                                                                                                                                                                                       |                                                                                                                                                                                                                                                                                                                                                                                                                                                                                                                   |
|          |                     |          | 2011 | 33 <sup>e</sup>                    | 137-208 <sup>f</sup> | 472 <sup>g</sup>                    | 472                   | 708                                | -                                    | -                | -                   | 0                  | P2             | 50-90% <sup>d</sup>                                                                                       |                                                                                                                                                                                                                                                                                                                                                                                                                                                                                                                                       | Conversion payments same as maintenance. 50% reduction in payment rates if not certified organic; eonly for leys in arable rotations if certified organic, no payments for permanent pasture other than for animals; animal husbandry payment of 151 EUR/LU at 1LU/ha for arable land or 76 EUR/LU at 0.5 LU/ha for permanent grassland; <sup>h</sup> higher rate for oilseeds and grain legumes; <sup>i</sup> including potatoes and sugar beet                                                                  |
| SI       | Slovenia            | National | 2019 | 378 <sup>a</sup>                   | 273 <sup>a</sup>     | 312                                 | 600, 800 <sup>b</sup> | 600                                | 291 <sup>a,c</sup> -900 <sup>d</sup> | 900              | 900 <sup>e</sup>    | 22.31              | 0 <sup>f</sup> | P2                                                                                                        | 100% <sup>g</sup>                                                                                                                                                                                                                                                                                                                                                                                                                                                                                                                     | <sup>a</sup> min. stocking 0,5LU/ha, max. 1.9LU/ha; <sup>b</sup> higher rate for cereal and other seed crops only if meeting requirements to be marketable seeds; <sup>c</sup> lower rate for grass orchards with 50-200 highstem trees per ha; <sup>d</sup> higher rate for hops, tree nurseries; <sup>e</sup> olives >150 trees/ha, orchards >200 trees/ha, walnut/chestnut >100 trees/ha; <sup>f</sup> costs can be reclaimed as part of RDP quality measures; <sup>g</sup> 50% reduction for areas over 100ha |
|          |                     |          | 2015 |                                    |                      |                                     |                       |                                    |                                      |                  |                     |                    |                |                                                                                                           |                                                                                                                                                                                                                                                                                                                                                                                                                                                                                                                                       |                                                                                                                                                                                                                                                                                                                                                                                                                                                                                                                   |
|          |                     |          | 2011 | 213 <sup>h</sup> -228 <sup>i</sup> | 298                  | 551                                 | 488                   | 238 <sup>l</sup> -555 <sup>k</sup> | 579 <sup>l</sup>                     | 555 <sup>m</sup> | nd                  | -                  | P2             | 41% <sup>n</sup>                                                                                          | Conversion payments same as maintenance. <sup>h</sup> pasture stocked at 0.2-0.5LU/ha; <sup>i</sup> pasture stocked at >0,5LU/ha, max 1.9Lu/ha; <sup>l</sup> lower rate for grass orchards with 50-200 highstem trees per ha; <sup>k</sup> orchards >200 trees/ha, walnut/chestnut >100 trees/ha; <sup>o</sup> also for hops, tree nurseries; <sup>m</sup> >150 trees/ha; <sup>n</sup> all agri-environmental measures reduced due to funding shortfall                                                                               |                                                                                                                                                                                                                                                                                                                                                                                                                                                                                                                   |
| SK       | Slovakia            | National | 2019 | 96 <sup>e</sup>                    | 153                  | 290 <sup>a</sup> , 529 <sup>b</sup> | -                     | 330-671 <sup>c</sup>               | 420 <sup>d</sup> -671                | -                | -                   | 0                  | P2             | 100%                                                                                                      | No data received for 2019, payment rates assumed same as 2015. Conversion rates same as maintenance. <sup>a</sup> ware potatoes; <sup>b</sup> including berries; <sup>c</sup> established orchards 330/ha, young intensive orchard 420/ha, new intensive orchard 671/ha; <sup>d</sup> young vineyard; <sup>e</sup> min. stocking 0.3LU/forage ha, max. 1.9 LU/whole farm ha                                                                                                                                                           |                                                                                                                                                                                                                                                                                                                                                                                                                                                                                                                   |
|          |                     |          | 2015 |                                    |                      |                                     |                       |                                    |                                      |                  |                     |                    |                |                                                                                                           |                                                                                                                                                                                                                                                                                                                                                                                                                                                                                                                                       |                                                                                                                                                                                                                                                                                                                                                                                                                                                                                                                   |
|          |                     |          | 2011 | 137                                | 218                  | 418                                 | -                     | 900                                | 900 <sup>f</sup>                     | -                | -                   | 0                  | P2             | 69 <sup>e</sup> , 100% <sup>e</sup> vegetables (orchards 94%); <sup>f</sup> conversion payments years 1-3 |                                                                                                                                                                                                                                                                                                                                                                                                                                                                                                                                       |                                                                                                                                                                                                                                                                                                                                                                                                                                                                                                                   |



## Conversion payments, Euro per ha and year, normally for years 1 and 2 only after conversion start

| ISO code | Country                     | Region | Year                                  | Grassland             | Arable land           | Annual vegetables & herbs | Protected cropping    | Perennials, orchards, fruits | Vineyards | Olives | Beehives (per hive) | Certification | Funding source | % of costs covered                                                                                                                                                                                                                                                                                                                                                                                                                                                                                  | Notes                                                                                    |
|----------|-----------------------------|--------|---------------------------------------|-----------------------|-----------------------|---------------------------|-----------------------|------------------------------|-----------|--------|---------------------|---------------|----------------|-----------------------------------------------------------------------------------------------------------------------------------------------------------------------------------------------------------------------------------------------------------------------------------------------------------------------------------------------------------------------------------------------------------------------------------------------------------------------------------------------------|------------------------------------------------------------------------------------------|
| UK       | United Kingdom <sup>1</sup> | All    | 2019                                  | 0-164                 | 0-319                 | 0-456                     | 0-456                 | 0-513                        | -         | -      | -                   | 0-91          | P2             | <100%                                                                                                                                                                                                                                                                                                                                                                                                                                                                                               | 0: no conversion support in Wales                                                        |
|          |                             |        | 2015                                  | 0-160                 | 0-319                 | 0-684                     | 0-684                 | 0-684                        | -         | -      | -                   | 0-91          | P2             | <100%                                                                                                                                                                                                                                                                                                                                                                                                                                                                                               | 0: no conversion support in Northern Ireland                                             |
|          |                             |        | 2011                                  | 14-222 <sup>t,u</sup> | 182-399 <sup>u</sup>  | 171-342                   | 171-342               | 171-342                      | -         | -      | -                   | 0-114         | P2             | 75-100%                                                                                                                                                                                                                                                                                                                                                                                                                                                                                             | <sup>t</sup> excl. rough grazing except Wales; <sup>u</sup> N Ireland years 1&2 averaged |
|          | England                     | 2019   | 9-85 <sup>a</sup>                     | 199                   | 456 <sup>n</sup>      | 456                       | 513 <sup>b</sup>      | -                            | -         | -      | - <sup>c</sup>      | P2            | <50%           | <sup>a</sup> improved and semi-improved permanent grass: 85/ha, unimproved and rough grazing below moorland line: 57/ha, enclosed (parcels <15 ha) rough grazing above moorland line: 9/ha; <sup>b</sup> top fruit orchards excluding for alcohol or non-commercial production; <sup>c</sup> included in area payments; <sup>n</sup> see Wales                                                                                                                                                      |                                                                                          |
|          |                             | 2015   |                                       |                       |                       |                           |                       |                              |           |        |                     |               |                |                                                                                                                                                                                                                                                                                                                                                                                                                                                                                                     |                                                                                          |
|          |                             | 2011   | 0 <sup>e</sup> -222 <sup>d</sup>      | 222 <sup>d</sup>      | 222 <sup>d</sup>      | 222 <sup>d</sup>          | 718 <sup>b,d,p</sup>  | -                            | -         | -      | - <sup>d</sup>      | P2            | <75%           | <sup>d</sup> includes 34/ha to cover certification and related costs, must be combined with Environmental Stewardship payment of 34/ha lowland, 71/ha LFA land or 26/ha for LFA land parcels above moorland line and >15ha; <sup>e</sup> LFA land parcels >15ha; <sup>p</sup> conversion payments years 1-3                                                                                                                                                                                         |                                                                                          |
|          | Northern Ireland            | 2019   | 51-164 <sup>f</sup>                   | 51-170 <sup>f</sup>   | 170-408 <sup>g</sup>  | 170-408 <sup>g</sup>      | 170-408 <sup>g</sup>  | -                            | -         | -      | - <sup>c</sup>      | P2            | 50-100%        | Scheme implemented from 2017; <sup>f</sup> lower rate for land over 60ha; <sup>g</sup> at least 40% of this land in horticultural crop, lower rate for land over 6ha                                                                                                                                                                                                                                                                                                                                |                                                                                          |
|          |                             | 2015   | 0                                     | 0                     | 0                     | 0                         | 0                     | -                            | -         | -      | 0                   | -             | 0%             | Planned scheme not implemented until 2017                                                                                                                                                                                                                                                                                                                                                                                                                                                           |                                                                                          |
|          |                             | 2011   | 0 <sup>j</sup> , 46, 376 <sup>h</sup> | 80, 456 <sup>h</sup>  | 114, 536 <sup>h</sup> | 114, 536 <sup>h</sup>     | 114, 536 <sup>h</sup> | -                            | -         | -      | - <sup>h</sup>      | P2            | <75%           | <sup>h</sup> higher rate year 1, lower rate year 2, reducing to 40/ha in years 3 and 4 and 34/ha in year 5 for all land uses, these later payments calculated to cover certification and related costs only, must be combined with NI Countryside Management Scheme, min. 3 ha eligible land; <sup>i</sup> no payment for unimproved land (rough grazing)                                                                                                                                           |                                                                                          |
|          | Scotland                    | 2019   | 14 <sup>j</sup> , 160 <sup>k</sup>    | 319 <sup>k</sup>      | 456 <sup>k</sup>      | 456 <sup>k</sup>          | 456 <sup>k</sup>      | -                            | -         | -      | - <sup>c</sup>      | P2            | <100%          | Minimum payment 570/farm, max area 1000ha, additional conversion-related capital grants available in 2016, closed to new applications from 2020; <sup>j</sup> lower rate for rough grazing; <sup>k</sup> max (combined) area 300ha                                                                                                                                                                                                                                                                  |                                                                                          |
|          |                             | 2015   | 6 <sup>j</sup> , 105                  | 251                   | 342                   | 342                       | 342                   | -                            | -         | -      | - <sup>c</sup>      | P2            | <100%          | Minimum payment 570/farm, additional conversion-related capital grants available. <sup>l</sup> rough grazing                                                                                                                                                                                                                                                                                                                                                                                        |                                                                                          |
|          | Wales                       | 2019   | 0                                     | 0                     | 0                     | 0                         | 0                     | -                            | -         | -      | 0                   | -             | 0              | No new agreements from 2018                                                                                                                                                                                                                                                                                                                                                                                                                                                                         |                                                                                          |
|          |                             | 2015   | 17 <sup>m</sup> , 148                 | 148                   | 684 <sup>n</sup>      | 684                       | 684                   | -                            | -         | -      | 3-91 <sup>o</sup>   | P2            | 50-100%        | <sup>m</sup> unenclosed upland and rough grazing; <sup>n</sup> max 20ha in horticultural rotation with at least 40% cropped each year; <sup>o</sup> certification max 570/farm, rates: horticulture 91/ha, enclosed 11/ha, unenclosed 3/ha                                                                                                                                                                                                                                                          |                                                                                          |
|          |                             | 2011   | 14 <sup>q</sup> , 125                 | 182, 399 <sup>t</sup> | 171 <sup>s</sup>      | 171 <sup>s</sup>          | 171 <sup>s</sup>      | -                            | -         | -      | 4-114 <sup>f</sup>  | P2            | <75%           | 2011: max. 300 ha arable, horticulture and grassland areas combined. Payments for years 3-5 set at 16/ha (6/ha extensive grass) in anticipation of Glastir 50% points arrangement for future organic maintenance payments. <sup>q</sup> extensive grassland, sole-grazed common land and grazed woodland; <sup>r</sup> max. 1140/farm based on evidence of actual cost; <sup>s</sup> max. 20ha at this rate; higher rate for temporary grassland or red or white clover, following 2010 arable crop |                                                                                          |

#### **8.4 Agreements, hectares supported and expenditure by country, organic status, land use and year**

National and regional government contacts and academic experts (Annex 8.7) were asked to provide information on annual number of organic agreements, supported area and expenditure, differentiated by land use category and conversion or maintenance status (see also Section 1.2). The results presented in this Annex reflect differences in data availability and in some cases willingness to respond. In a few cases, expenditure values provided were the totals for the whole agreement period, not annual values. Where these could not be corrected, an average of 1/5<sup>th</sup> of the agreement value was taken to provide an annual estimate.

The data received were checked with organic organisations and local research/consultancy experts (see Reviewers in Annex 8.7). The values for total expenditure and supported area were also checked against the CAP Indicator Dashboard (CAPID) data for organic farming (EC, annual). Where significant variation (either within the CAPID data set, or between sources) was identified, the affected data were checked with the national contacts. In several cases no responses were received, or the national values were confirmed. In some cases, estimates or interpolations were needed to address data gaps. The notes for each country following the relevant tables provide an indication of the data sources used and adjustments made.

For the certified area data, Eurostat's database was used as the primary source (Eurostat, annual), in most cases without conflict with other published data. In a few cases, the 2011 data differed substantially from data published by FIBL (FIBL Statistics, annual), which were used in preference – this is indicated in the notes where applicable.

| ISO Code       | Country | Region   | Status                     | Category                              | Unit                   | 2011   | 2013   | 2015   | 2016   | 2017   | 2018   |
|----------------|---------|----------|----------------------------|---------------------------------------|------------------------|--------|--------|--------|--------|--------|--------|
| AT             | Austria | National | Maintenance and conversion | Arable and vegetables                 | Agreements (n)         | 10150  | 9903   | 10451  | n/a    | 11354  | 11649  |
|                |         |          |                            |                                       | Supported area (ha)    | 186367 | 187893 | 195401 | n/a    | 228568 | 241319 |
|                |         |          |                            |                                       | Total expenditure (M€) | 43.0   | 43.0   | 45.0   | n/a    | 52.0   | 55.0   |
|                |         |          |                            |                                       | ha/agreement           | 18.4   | 19.0   | 18.7   | n/a    | 20.1   | 20.7   |
|                |         |          |                            |                                       | €/agreement            | 4236   | 4342   | 4306   | n/a    | 4580   | 4721   |
|                |         |          |                            |                                       | €/supported ha         | 231    | 229    | 230    | n/a    | 228    | 228    |
|                |         |          |                            | Pastures and meadows excluding alpine | Agreements (n)         | 21755  | 21411  | 20784  | n/a    | 23241  | 23519  |
|                |         |          |                            |                                       | Supported area (ha)    | 236204 | 236015 | 238136 | n/a    | 266902 | 271282 |
|                |         |          |                            |                                       | Total expenditure (M€) | 54.0   | 53.0   | 52.0   | n/a    | 58.0   | 59.0   |
|                |         |          |                            |                                       | ha/agreement           | 10.9   | 11.0   | 11.5   | n/a    | 11.5   | 11.5   |
|                |         |          |                            |                                       | €/agreement            | 2482   | 2475   | 2502   | n/a    | 2496   | 2509   |
|                |         |          |                            |                                       | €/supported ha         | 229    | 225    | 218    | n/a    | 217    | 217    |
|                |         |          |                            | Perennials, orchards and vineyards    | Agreements (n)         | 1295   | 1299   | 1402   | n/a    | 1923   | 1990   |
|                |         |          |                            |                                       | Supported area (ha)    | 5831   | 6180   | 7539   | n/a    | 10350  | 10787  |
|                |         |          |                            |                                       | Total expenditure (M€) | 4.0    | 4.0    | 5.0    | n/a    | 7.0    | 8.0    |
|                |         |          |                            |                                       | ha/agreement           | 4.5    | 4.8    | 5.4    | n/a    | 5.4    | 5.4    |
|                |         |          |                            |                                       | €/agreement            | 3089   | 3079   | 3566   | n/a    | 3640   | 4020   |
|                |         |          |                            |                                       | €/supported ha         | 686    | 647    | 663    | n/a    | 676    | 742    |
|                |         |          |                            | Total all land types                  | Agreements (n)         | 21323  | 21012  | 20677  | 21750  | 22995  | 23422  |
|                |         |          |                            |                                       | Supported area (ha)    | 428402 | 430088 | 422418 | 458044 | 496987 | 515411 |
|                |         |          |                            |                                       | Certified area (ha)    | 562247 | 526689 | 552141 | 571423 | 620656 | 639097 |
|                |         |          |                            |                                       | % cert. area supported | 76%    | 82%    | 77%    | 80%    | 80%    | 81%    |
|                |         |          |                            |                                       | Total expenditure (M€) | 101.0  | 97.0   | 97.7   | 107.4  | 115.7  | 120.8  |
|                |         |          |                            |                                       | ha/agreement           | 20.1   | 20.5   | 20.4   | 21.1   | 21.6   | 22.0   |
| €/agreement    | 4737    | 4616     | 4727                       |                                       | 4939                   | 5030   | 5157   |        |        |        |        |
| €/supported ha | 236     | 226      | 231                        |                                       | 235                    | 233    | 234    |        |        |        |        |
| €/certified ha | 180     | 184      | 177                        | 188                                   | 186                    | 189    |        |        |        |        |        |

AT data sources:

- national government (Invekos, ÖPUL) for individual land use categories (alpine pastures excluded) and agreement numbers;
- CAPID for total supported area and expenditure from 2015 (Invekos ca. 30 kha less);
- Eurostat for certified organic area except 2011 (FIBL).

| ISO Code                   | Country              | Region                 | Status         | Category               | Unit                   | 2011  | 2013  | 2015  | 2016  | 2017  | 2018  |
|----------------------------|----------------------|------------------------|----------------|------------------------|------------------------|-------|-------|-------|-------|-------|-------|
| BE                         | Belgium              | Wallonie               | Conversion     | Arable                 | Agreements (n)         | n/a   | n/a   | n/a   | n/a   | n/a   | n/a   |
|                            |                      |                        |                |                        | Supported area (ha)    | n/a   | 1884  | 1415  | n/a   | 3157  | 2988  |
|                            |                      |                        |                |                        | Total expenditure (M€) | n/a   | 1.1   | n/a   | n/a   | n/a   | n/a   |
|                            |                      |                        |                |                        | ha/agreement           | n/a   | n/a   | n/a   | n/a   | n/a   | n/a   |
|                            |                      |                        |                |                        | €/agreement            | n/a   | n/a   | n/a   | n/a   | n/a   | n/a   |
|                            |                      |                        |                | €/supported ha         | n/a                    | 588   | n/a   | n/a   | n/a   | n/a   |       |
|                            |                      |                        |                | Grassland              | Agreements (n)         | n/a   | n/a   | n/a   | n/a   | n/a   | n/a   |
|                            |                      |                        |                |                        | Supported area (ha)    | n/a   | 9770  | 4684  | n/a   | 10940 | 7522  |
|                            |                      |                        |                |                        | Total expenditure (M€) | n/a   | 3.5   | n/a   | n/a   | n/a   | n/a   |
|                            |                      |                        |                |                        | ha/agreement           | n/a   | n/a   | n/a   | n/a   | n/a   | n/a   |
|                            |                      |                        |                |                        | €/agreement            | n/a   | n/a   | n/a   | n/a   | n/a   | n/a   |
|                            |                      |                        |                | €/supported ha         | n/a                    | 363   | n/a   | n/a   | n/a   | n/a   |       |
|                            |                      |                        |                | Horticulture           | Agreements (n)         | n/a   | n/a   | n/a   | n/a   | n/a   | n/a   |
|                            |                      |                        |                |                        | Supported area (ha)    | n/a   | 259   | 94    | n/a   | 242   | 473   |
|                            |                      |                        |                |                        | Total expenditure (M€) | n/a   | 0.2   | n/a   | n/a   | n/a   | n/a   |
|                            |                      |                        | ha/agreement   |                        | n/a                    | n/a   | n/a   | n/a   | n/a   | n/a   |       |
|                            |                      |                        | €/agreement    |                        | n/a                    | n/a   | n/a   | n/a   | n/a   | n/a   |       |
|                            |                      |                        | €/supported ha | n/a                    | 824                    | n/a   | n/a   | n/a   | n/a   |       |       |
|                            |                      |                        | All land types | Agreements (n)         | n/a                    | n/a   | n/a   | n/a   | n/a   | n/a   |       |
|                            |                      |                        |                | Supported area (ha)    | n/a                    | 11913 | 6193  | n/a   | 14339 | 10983 |       |
|                            |                      |                        |                | Total expenditure (M€) | n/a                    | 4.9   | n/a   | n/a   | n/a   | n/a   |       |
|                            |                      |                        |                | ha/agreement           | n/a                    | n/a   | n/a   | n/a   | n/a   | n/a   |       |
|                            |                      |                        |                | €/agreement            | n/a                    | n/a   | n/a   | n/a   | n/a   | n/a   |       |
|                            |                      |                        | €/supported ha | n/a                    | 409                    | n/a   | n/a   | n/a   | n/a   |       |       |
|                            |                      |                        | Maintenance    | Arable                 | Agreements (n)         | n/a   | n/a   | n/a   | n/a   | n/a   |       |
|                            |                      |                        |                |                        | Supported area (ha)    | n/a   | 5562  | 7635  | n/a   | 8894  | 9414  |
|                            |                      |                        |                |                        | Total expenditure (M€) | n/a   | 2.4   | n/a   | n/a   | n/a   | n/a   |
|                            |                      |                        |                |                        | ha/agreement           | n/a   | n/a   | n/a   | n/a   | n/a   | n/a   |
|                            |                      |                        |                |                        | €/agreement            | n/a   | n/a   | n/a   | n/a   | n/a   | n/a   |
|                            |                      |                        |                | €/supported ha         | n/a                    | 427   | n/a   | n/a   | n/a   | n/a   |       |
|                            |                      |                        |                | Grassland              | Agreements (n)         | n/a   | n/a   | n/a   | n/a   | n/a   | n/a   |
|                            |                      |                        |                |                        | Supported area (ha)    | n/a   | 38150 | 40702 | n/a   | 45474 | 50519 |
|                            |                      |                        |                |                        | Total expenditure (M€) | n/a   | 7.6   | n/a   | n/a   | n/a   | n/a   |
|                            |                      |                        |                |                        | ha/agreement           | n/a   | n/a   | n/a   | n/a   | n/a   | n/a   |
|                            |                      |                        |                |                        | €/agreement            | n/a   | n/a   | n/a   | n/a   | n/a   | n/a   |
|                            |                      |                        |                | €/supported ha         | n/a                    | 200   | n/a   | n/a   | n/a   | n/a   |       |
|                            |                      |                        |                | Horticulture           | Agreements (n)         | n/a   | n/a   | n/a   | n/a   | n/a   | n/a   |
|                            |                      |                        |                |                        | Supported area (ha)    | n/a   | 445   | 647   | n/a   | 1015  | 1533  |
|                            |                      |                        |                |                        | Total expenditure (M€) | n/a   | 0.3   | n/a   | n/a   | n/a   | n/a   |
|                            |                      |                        | ha/agreement   |                        | n/a                    | n/a   | n/a   | n/a   | n/a   | n/a   |       |
|                            |                      |                        | €/agreement    |                        | n/a                    | n/a   | n/a   | n/a   | n/a   | n/a   |       |
|                            |                      |                        | €/supported ha | n/a                    | 729                    | n/a   | n/a   | n/a   | n/a   |       |       |
|                            |                      |                        | All land types | Agreements (n)         | n/a                    | n/a   | n/a   | n/a   | n/a   | n/a   |       |
|                            |                      |                        |                | Supported area (ha)    | n/a                    | 44157 | 48984 | n/a   | 55383 | 61466 |       |
|                            |                      |                        |                | Total expenditure (M€) | n/a                    | 10.3  | n/a   | n/a   | n/a   | n/a   |       |
| ha/agreement               | n/a                  | n/a                    |                | n/a                    | n/a                    | n/a   | n/a   |       |       |       |       |
| €/agreement                | n/a                  | n/a                    |                | n/a                    | n/a                    | n/a   | n/a   |       |       |       |       |
| €/supported ha             | n/a                  | 234                    | n/a            | n/a                    | n/a                    | n/a   |       |       |       |       |       |
| Maintenance and conversion | Total all land types | Agreements (n)         | n/a            | n/a                    | 1251                   | n/a   | 1469  | 1558  |       |       |       |
|                            |                      | Supported area (ha)    | 50125          | 56070                  | 55177                  | n/a   | 69722 | 72449 |       |       |       |
|                            |                      | Total expenditure (M€) | 13.0           | 15.2                   | 13.7                   | n/a   | 17.7  | 17.8  |       |       |       |
|                            |                      | ha/agreement           | n/a            | n/a                    | 44.1                   | n/a   | 47.5  | 46.5  |       |       |       |
|                            |                      | €/agreement            | n/a            | n/a                    | 10958                  | n/a   | 12080 | 11419 |       |       |       |
|                            |                      | €/supported ha         | 259            | 271                    | 248                    | n/a   | 255   | 246   |       |       |       |

See next page for BE data sources.

| ISO Code               | Country | Region      | Status                     | Category             | Unit                   | 2011  | 2013  | 2015  | 2016  | 2017  | 2018  |
|------------------------|---------|-------------|----------------------------|----------------------|------------------------|-------|-------|-------|-------|-------|-------|
| BE                     | Belgium | Vlaanderen  | Conversion                 | All land types       | Agreements (n)         | n/a   | n/a   | 139   | n/a   | 207   | n/a   |
|                        |         |             |                            |                      | Supported area (ha)    | n/a   | n/a   | 514   | n/a   | 2030  | n/a   |
|                        |         |             |                            |                      | Total expenditure (M€) | n/a   | n/a   | 0.2   | n/a   | 0.7   | n/a   |
|                        |         |             |                            |                      | ha/agreement           | n/a   | n/a   | 3.7   | n/a   | 9.8   | n/a   |
|                        |         |             |                            |                      | €/agreement            | n/a   | n/a   | 1466  | n/a   | 3358  | n/a   |
|                        |         |             |                            |                      | €/supported ha         | n/a   | n/a   | 396   | n/a   | 342   | n/a   |
|                        |         | Vlaanderen  | Maintenance                | All land types       | Agreements (n)         | n/a   | n/a   | 276   | n/a   | 324   | n/a   |
|                        |         |             |                            |                      | Supported area (ha)    | n/a   | n/a   | 3522  | n/a   | 3808  | n/a   |
|                        |         |             |                            |                      | Total expenditure (M€) | n/a   | n/a   | 0.7   | n/a   | 0.7   | n/a   |
|                        |         |             |                            |                      | ha/agreement           | n/a   | n/a   | 12.8  | n/a   | 11.8  | n/a   |
|                        |         |             |                            |                      | €/agreement            | n/a   | n/a   | 2361  | n/a   | 2158  | n/a   |
|                        |         |             |                            |                      | €/supported ha         | n/a   | n/a   | 185   | n/a   | 184   | n/a   |
|                        |         | Belgium     | Maintenance and conversion | Total all land types | Agreements (n)         | n/a   | n/a   | 415   | n/a   | 531   | n/a   |
|                        |         |             |                            |                      | Supported area (ha)    | n/a   | n/a   | 4037  | n/a   | 5838  | n/a   |
|                        |         |             |                            |                      | Total expenditure (M€) | n/a   | n/a   | 0.9   | n/a   | 1.4   | n/a   |
|                        |         |             |                            |                      | ha/agreement           | n/a   | n/a   | 9.7   | n/a   | 11.0  | n/a   |
|                        |         |             |                            |                      | €/agreement            | n/a   | n/a   | 2061  | n/a   | 2626  | n/a   |
|                        |         |             |                            |                      | €/supported ha         | n/a   | n/a   | 212   | n/a   | 239   | n/a   |
|                        |         | All regions | Maintenance and conversion | Total all land types | Agreements (n)         | n/a   | n/a   | 1666  | n/a   | 2000  | 2000  |
|                        |         |             |                            |                      | Supported area (ha)    | n/a   | n/a   | 59197 | 68178 | 75012 | 79584 |
|                        |         |             |                            |                      | Certified area (ha)    | 55304 | 62471 | 68818 | 78452 | 83508 | 89025 |
| % cert. area supported | n/a     |             |                            |                      | n/a                    | 86%   | 87%   | 90%   | 89%   |       |       |
| Total expenditure (M€) | n/a     |             |                            |                      | n/a                    | 14.6  | 17.1  | 19.1  | 19.3  |       |       |
| ha/agreement           | n/a     |             |                            |                      | n/a                    | 35.5  | n/a   | 37.5  | 39.8  |       |       |
| €/agreement            | n/a     |             |                            |                      | n/a                    | 8791  | n/a   | 9568  | 9640  |       |       |
| €/supported ha         | n/a     |             |                            |                      | n/a                    | 247   | 250   | 255   | 242   |       |       |
| €/certified ha         | n/a     |             |                            |                      | n/a                    | 213   | 218   | 229   | 217   |       |       |

BE data sources:

- regional governments for regional data and total national agreement numbers (2018 total agreements estimated by extrapolation);
- Eurostat for certified organic area;
- CAPID for national (all region) data relating to expenditure.

| ISO Code                                        | Country                | Region   | Status     | Category                              | Unit                   | 2011  | 2013  | 2015  | 2016 | 2017  | 2018  |
|-------------------------------------------------|------------------------|----------|------------|---------------------------------------|------------------------|-------|-------|-------|------|-------|-------|
| BG                                              | Bulgaria               | National | Conversion | Arable                                | Agreements (n)         | 89    | 220   | 310   | n/a  | 433   | 77    |
|                                                 |                        |          |            |                                       | Supported area (ha)    | 5692  | 6484  | 12538 | n/a  | 20485 | 1746  |
|                                                 |                        |          |            |                                       | Total expenditure (M€) | 1.1   | 1.3   | 3.5   | n/a  | 5.4   | n/a   |
|                                                 |                        |          |            |                                       | ha/agreement           | 64.0  | 29.5  | 40.4  | n/a  | 47.3  | 22.7  |
|                                                 |                        |          |            |                                       | €/agreement            | 12388 | 6076  | 11249 | n/a  | 12561 | n/a   |
|                                                 |                        |          |            |                                       | €/supported ha         | 194   | 206   | 278   | n/a  | 266   | n/a   |
|                                                 |                        |          |            | Grassland                             | Agreements (n)         | 33    | 145   | 201   | n/a  | 314   | 55    |
|                                                 |                        |          |            |                                       | Supported area (ha)    | 1155  | 8192  | 8224  | n/a  | 10943 | 462   |
|                                                 |                        |          |            |                                       | Total expenditure (M€) | 0.1   | 0.6   | 1.0   | n/a  | 1.2   | n/a   |
|                                                 |                        |          |            |                                       | ha/agreement           | 35.0  | 56.5  | 40.9  | n/a  | 34.9  | 8.4   |
|                                                 |                        |          |            |                                       | €/agreement            | 2861  | 4297  | 4992  | n/a  | 3815  | n/a   |
|                                                 |                        |          |            |                                       | €/supported ha         | 82    | 76    | 122   | n/a  | 109   | n/a   |
|                                                 |                        |          |            | Vegetables<br>including potatoes      | Agreements (n)         | 17    | 88    | 106   | n/a  | 165   | 29    |
|                                                 |                        |          |            |                                       | Supported area (ha)    | 417   | 616   | 533   | n/a  | 1036  | 140   |
|                                                 |                        |          |            |                                       | Total expenditure (M€) | 0.2   | 0.3   | 0.3   | n/a  | 0.5   | n/a   |
|                                                 |                        |          |            |                                       | ha/agreement           | 24.5  | 7.0   | 5.0   | n/a  | 6.3   | 4.8   |
|                                                 |                        |          |            |                                       | €/agreement            | 12507 | 3724  | 2514  | n/a  | 3022  | n/a   |
|                                                 |                        |          |            |                                       | €/supported ha         | 510   | 532   | 500   | n/a  | 481   | n/a   |
|                                                 |                        |          |            | Medicinal and<br>aromatic plants      | Agreements (n)         | 93    | 205   | 227   | n/a  | 356   | 178   |
|                                                 |                        |          |            |                                       | Supported area (ha)    | 1265  | 2392  | 2904  | n/a  | 7792  | 1945  |
|                                                 |                        |          |            |                                       | Total expenditure (M€) | 0.4   | 1.0   | 1.5   | n/a  | 3.7   | 0.6   |
|                                                 |                        |          |            |                                       | ha/agreement           | 13.6  | 11.7  | 12.8  | n/a  | 21.9  | 10.9  |
|                                                 |                        |          |            |                                       | €/agreement            | 4245  | 4845  | 6507  | n/a  | 10349 | 3324  |
|                                                 |                        |          |            |                                       | €/supported ha         | 312   | 415   | 509   | n/a  | 473   | 304   |
|                                                 |                        |          |            | Perennials,<br>orchards,<br>vineyards | Agreements (n)         | 395   | 1156  | 1097  | n/a  | 1820  | 1112  |
|                                                 |                        |          |            |                                       | Supported area (ha)    | 4282  | 9311  | 7565  | n/a  | 12029 | 5877  |
|                                                 |                        |          |            |                                       | Total expenditure (M€) | 2.4   | 6.2   | 5.5   | n/a  | 8.1   | 3.5   |
|                                                 |                        |          |            |                                       | ha/agreement           | 10.8  | 8.1   | 6.9   | n/a  | 6.6   | 5.3   |
|                                                 |                        |          |            |                                       | €/agreement            | 6103  | 5387  | 4980  | n/a  | 4426  | 3161  |
|                                                 |                        |          |            |                                       | €/supported ha         | 563   | 669   | 722   | n/a  | 670   | 598   |
|                                                 |                        |          |            | Bees                                  | Agreements (n)         | 117   | 276   | 406   | n/a  | 96    | 23    |
|                                                 |                        |          |            |                                       | Hives                  | 16519 | 36716 | 54378 | n/a  | 763   | 118   |
|                                                 |                        |          |            |                                       | Total expenditure (M€) | 0.3   | 0.7   | 1.9   | n/a  | 0.02  | 0.004 |
|                                                 |                        |          |            |                                       | Hives/agreement        | 141.2 | 133.0 | 133.9 | n/a  | 7.9   | 5.1   |
|                                                 |                        |          |            |                                       | €/agreement            | 2598  | 2448  | 4583  | n/a  | 251   | 180   |
|                                                 |                        |          |            |                                       | €/supported hive       | 18    | 18    | 34    | n/a  | 32    | 35    |
|                                                 |                        |          |            | Animals                               | Agreements (n)         | -     | -     | 36    | n/a  | 43    | 7     |
|                                                 |                        |          |            |                                       | Supported units        | -     | -     | 1460  | n/a  | 696   | 127   |
|                                                 |                        |          |            |                                       | Total expenditure (M€) | -     | -     | 0.2   | n/a  | 0.1   | 0.003 |
|                                                 |                        |          |            |                                       | Units/agreement        | -     | -     | 40.5  | n/a  | 16.2  | 18.2  |
|                                                 |                        |          |            |                                       | €/agreement            | -     | -     | 6024  | n/a  | 2260  | 476   |
|                                                 |                        |          |            |                                       | €/supported unit       | -     | -     | 149   | n/a  | 140   | 26    |
| All land types<br>including animals<br>and bees | Agreements (n)         | 744      | 2090       | 1977                                  | n/a                    | 3131  | 1458  |       |      |       |       |
|                                                 | Supported area (ha)    | 12811    | 26995      | 31764                                 | n/a                    | 52285 | 10170 |       |      |       |       |
|                                                 | Total expenditure (M€) | 4.5      | 10.2       | 13.8                                  | n/a                    | 19.0  | n/a   |       |      |       |       |
|                                                 | ha/agreement           | 17.2     | 12.9       | 16.1                                  | n/a                    | 16.7  | 7.0   |       |      |       |       |
|                                                 | €/agreement            | 6074     | 4873       | 6968                                  | n/a                    | 6067  | n/a   |       |      |       |       |
|                                                 | €/supported ha         | 353      | 377        | 434                                   | n/a                    | 363   | n/a   |       |      |       |       |

BG data sources:

- national government for land use details and 2011, 2013 totals;
- Eurostat for certified organic area;
- CAPID for 2015-2018 total expenditures and supported areas, except 2017 and 2018 supported areas where national government supplied data used due to large discrepancies (CAPID 2017: 99 063ha; 2018: 73 781ha).

| ISO Code                                        | Country                | Region                 | Status      | Category                              | Unit                   | 2011   | 2013   | 2015   | 2016 | 2017   | 2018   |
|-------------------------------------------------|------------------------|------------------------|-------------|---------------------------------------|------------------------|--------|--------|--------|------|--------|--------|
| BG                                              | Bulgaria               | National               | Maintenance | Arable                                | Agreements (n)         | 38     | 94     | 23     | n/a  | 279    | 517    |
|                                                 |                        |                        |             |                                       | Supported area (ha)    | 1774   | 4983   | 783    | n/a  | 11826  | 26682  |
|                                                 |                        |                        |             |                                       | Total expenditure (M€) | 0.2    | 0.9    | 0.1    | n/a  | 1.8    | 4.0    |
|                                                 |                        |                        |             |                                       | ha/agreement           | 46.7   | 53.0   | 34.0   | n/a  | 42.4   | 51.6   |
|                                                 |                        |                        |             |                                       | €/agreement            | 6557   | 9448   | 5427   | n/a  | 6378   | 7833   |
|                                                 |                        |                        |             |                                       | €/supported ha         | 140    | 178    | 159    | n/a  | 150    | 152    |
|                                                 |                        |                        |             | Grassland                             | Agreements (n)         | 10     | 38     | 10     | n/a  | 169    | 380    |
|                                                 |                        |                        |             |                                       | Supported area (ha)    | 167    | 1007   | 112    | n/a  | 5281   | 12104  |
|                                                 |                        |                        |             |                                       | Total expenditure (M€) | 0.01   | 0.11   | 0.01   | n/a  | 0.49   | 1.28   |
|                                                 |                        |                        |             |                                       | ha/agreement           | 16.7   | 26.5   | 11.2   | n/a  | 31.2   | 31.9   |
|                                                 |                        |                        |             |                                       | €/agreement            | 939    | 2806   | 1234   | n/a  | 2883   | 3360   |
|                                                 |                        |                        |             |                                       | €/supported ha         | 56     | 106    | 110    | n/a  | 92     | 105    |
|                                                 |                        |                        |             | Vegetables<br>including potatoes      | Agreements (n)         | 13     | 30     | 13     | n/a  | 117    | 202    |
|                                                 |                        |                        |             |                                       | Supported area (ha)    | 167    | 248    | 54     | n/a  | 671    | 1682   |
|                                                 |                        |                        |             |                                       | Total expenditure (M€) | 0.07   | 0.11   | 0.01   | n/a  | 0.25   | 0.67   |
|                                                 |                        |                        |             |                                       | ha/agreement           | 12.8   | 8.3    | 4.2    | n/a  | 5.7    | 8.3    |
|                                                 |                        |                        |             |                                       | €/agreement            | 5620   | 3562   | 665    | n/a  | 2129   | 3296   |
|                                                 |                        |                        |             |                                       | €/supported ha         | 438    | 431    | 160    | n/a  | 371    | 396    |
|                                                 |                        |                        |             | Medicinal and<br>aromatic plants      | Agreements (n)         | 39     | 84     | 24     | n/a  | 180    | 308    |
|                                                 |                        |                        |             |                                       | Supported area (ha)    | 799    | 1314   | 267    | n/a  | 3254   | 7809   |
|                                                 |                        |                        |             |                                       | Total expenditure (M€) | 0.2    | 0.4    | 0.1    | n/a  | 1.3    | 3.1    |
|                                                 |                        |                        |             |                                       | ha/agreement           | 20.5   | 15.6   | 11.1   | n/a  | 18.1   | 25.4   |
|                                                 |                        |                        |             |                                       | €/agreement            | 6030   | 4809   | 4258   | n/a  | 6971   | 10072  |
|                                                 |                        |                        |             |                                       | €/supported ha         | 294    | 307    | 383    | n/a  | 386    | 397    |
|                                                 |                        |                        |             | Perennials,<br>orchards,<br>vineyards | Agreements (n)         | 53     | 201    | 93     | n/a  | 738    | 1276   |
|                                                 |                        |                        |             |                                       | Supported area (ha)    | 1011   | 3481   | 980    | n/a  | 4892   | 10019  |
|                                                 |                        |                        |             |                                       | Total expenditure (M€) | 0.4    | 1.9    | 0.5    | n/a  | 2.4    | 5.3    |
|                                                 |                        |                        |             |                                       | ha/agreement           | 19.1   | 17.3   | 10.5   | n/a  | 6.6    | 7.9    |
|                                                 |                        |                        |             |                                       | €/agreement            | 7021   | 9634   | 5686   | n/a  | 3300   | 4153   |
|                                                 |                        |                        |             |                                       | €/supported ha         | 368    | 556    | 540    | n/a  | 498    | 529    |
|                                                 |                        |                        |             | Bees                                  | Agreements (n)         | 81     | 96     | 41     | n/a  | 976    | 931    |
|                                                 |                        |                        |             |                                       | Hives                  | 11422  | 15529  | 7777   | n/a  | 133230 | 140614 |
|                                                 |                        |                        |             |                                       | Total expenditure (M€) | 0.2    | 0.03   | 0.2    | n/a  | 3.3    | 3.5    |
|                                                 |                        |                        |             |                                       | Hives/agreement        | 141.0  | 161.8  | 189.7  | n/a  | 136.5  | 151.0  |
|                                                 |                        |                        |             |                                       | €/agreement            | 2595   | 316    | 4737   | n/a  | 3354   | 3756   |
|                                                 |                        |                        |             |                                       | €/supported hive       | 18     | 2      | 25     | n/a  | 25     | 25     |
|                                                 |                        |                        |             | Animals                               | Agreements (n)         | -      | -      | 9      | n/a  | 72     | 89     |
|                                                 |                        |                        |             |                                       | Supported units        | -      | -      | 443    | n/a  | 2328   | 2840   |
|                                                 |                        |                        |             |                                       | Total expenditure (M€) | -      | -      | 0.04   | n/a  | 0.2    | 0.2    |
|                                                 |                        |                        |             |                                       | Units/agreement        | -      | -      | 49.2   | n/a  | 32.3   | 31.9   |
|                                                 |                        |                        |             |                                       | €/agreement            | -      | -      | 4120   | n/a  | 2204   | 2169   |
|                                                 |                        |                        |             |                                       | €/supported unit       | -      | -      | 84     | n/a  | 68     | 68     |
| All land types<br>including animals<br>and bees | Agreements (n)         | 234                    | 543         | 172                                   | n/a                    | 1555   | 2772   |        |      |        |        |
|                                                 | Supported area (ha)    | 3918                   | 11033       | 2196                                  | n/a                    | 25924  | 58296  |        |      |        |        |
|                                                 | Total expenditure (M€) | 1.1                    | 3.5         | 1.0                                   | n/a                    | 9.6    | 18.1   |        |      |        |        |
|                                                 | ha/agreement           | 16.7                   | 20.3        | 12.8                                  | n/a                    | 16.7   | 21.0   |        |      |        |        |
|                                                 | €/agreement            | 4911                   | 6395        | 5861                                  | n/a                    | 6198   | 6524   |        |      |        |        |
|                                                 | €/supported ha         | 293                    | 315         | 459                                   | n/a                    | 372    | 310    |        |      |        |        |
| Maintenance and<br>conversion                   | Total all land types   | Agreements (n)         | 978         | 2633                                  | 2149                   | n/a    | 4686   | 4230   |      |        |        |
|                                                 |                        | Supported area (ha)    | 16729       | 38028                                 | 34909                  | 89648  | 78209  | 68466  |      |        |        |
|                                                 |                        | Certified area (ha)    | 25022       | 56287                                 | 118552                 | 160620 | 136629 | 128839 |      |        |        |
|                                                 |                        | % cert. area supported | 67%         | 68%                                   | 29%                    | 56%    | 57%    | 53%    |      |        |        |
|                                                 |                        | Total expenditure (M€) | 5.7         | 13.7                                  | 14.4                   | 35.6   | 32.8   | 24.2   |      |        |        |
|                                                 |                        | ha/agreement           | 17.1        | 14.4                                  | 16.2                   | n/a    | 16.7   | 16.2   |      |        |        |
|                                                 |                        | €/agreement            | 5796        | 5187                                  | 6711                   | n/a    | 6992   | 5727   |      |        |        |
|                                                 |                        | €/supported ha         | 339         | 359                                   | 413                    | 398    | 419    | 354    |      |        |        |
|                                                 |                        | €/certified ha         | 227         | 243                                   | 122                    | 222    | 240    | 188    |      |        |        |

See previous page for BG data sources.

| ISO Code                   | Country              | Region                 | Status         | Category                           | Unit                   | 2011 | 2013 | 2015 | 2016 | 2017 | 2018   |
|----------------------------|----------------------|------------------------|----------------|------------------------------------|------------------------|------|------|------|------|------|--------|
| CY                         | Cyprus               | National               | Conversion     | Arable                             | Agreements (n)         | n/a  | n/a  | n/a  | n/a  | n/a  | 68     |
|                            |                      |                        |                |                                    | Supported area (ha)    | n/a  | n/a  | n/a  | n/a  | n/a  | 76.5   |
|                            |                      |                        |                |                                    | Total expenditure (M€) | n/a  | n/a  | n/a  | n/a  | n/a  | 0.03   |
|                            |                      |                        |                |                                    | ha/agreement           | n/a  | n/a  | n/a  | n/a  | n/a  | 1.1    |
|                            |                      |                        |                |                                    | €/agreement            | n/a  | n/a  | n/a  | n/a  | n/a  | 383    |
|                            |                      |                        |                |                                    | €/supported ha         | n/a  | n/a  | n/a  | n/a  | n/a  | 341    |
|                            |                      |                        |                | Medicinal and aromatic plants      | Agreements (n)         | n/a  | n/a  | n/a  | n/a  | n/a  | 21     |
|                            |                      |                        |                |                                    | Supported area (ha)    | n/a  | n/a  | n/a  | n/a  | n/a  | 20.5   |
|                            |                      |                        |                |                                    | Total expenditure (M€) | n/a  | n/a  | n/a  | n/a  | n/a  | 0.02   |
|                            |                      |                        |                |                                    | ha/agreement           | n/a  | n/a  | n/a  | n/a  | n/a  | 1.0    |
|                            |                      |                        |                |                                    | €/agreement            | n/a  | n/a  | n/a  | n/a  | n/a  | 821    |
|                            |                      |                        |                |                                    | €/supported ha         | n/a  | n/a  | n/a  | n/a  | n/a  | 841    |
|                            |                      |                        |                | Perennials, orchards and vineyards | Agreements (n)         | n/a  | n/a  | n/a  | n/a  | n/a  | 618    |
|                            |                      |                        |                |                                    | Supported area (ha)    | n/a  | n/a  | n/a  | n/a  | n/a  | 1727.5 |
|                            |                      |                        |                |                                    | Total expenditure (M€) | n/a  | n/a  | n/a  | n/a  | n/a  | 1.2    |
|                            |                      |                        |                |                                    | ha/agreement           | n/a  | n/a  | n/a  | n/a  | n/a  | 2.8    |
|                            |                      |                        |                |                                    | €/agreement            | n/a  | n/a  | n/a  | n/a  | n/a  | 1864   |
|                            |                      |                        |                |                                    | €/supported ha         | n/a  | n/a  | n/a  | n/a  | n/a  | 667    |
|                            |                      |                        |                | Total all land types               | Agreements (n)         | n/a  | n/a  | n/a  | n/a  | n/a  | 707    |
|                            |                      |                        |                |                                    | Supported area (ha)    | n/a  | n/a  | n/a  | n/a  | n/a  | 1824.5 |
|                            |                      |                        |                |                                    | Total expenditure (M€) | n/a  | n/a  | n/a  | n/a  | n/a  | 1.2    |
|                            |                      |                        | ha/agreement   |                                    | n/a                    | n/a  | n/a  | n/a  | n/a  | 2.6  |        |
|                            |                      |                        | €/agreement    |                                    | n/a                    | n/a  | n/a  | n/a  | n/a  | 1691 |        |
|                            |                      |                        | €/supported ha |                                    | n/a                    | n/a  | n/a  | n/a  | n/a  | 655  |        |
|                            |                      |                        | Maintenance    | Perm. Grass-land                   | Agreements (n)         | 7    | 7    | n/a  | n/a  | n/a  | n/a    |
|                            |                      |                        |                |                                    | Supported area (ha)    | 123  | 111  | n/a  | n/a  | n/a  | n/a    |
|                            |                      |                        |                |                                    | ha/agreement           | 17.6 | 15.9 | n/a  | n/a  | n/a  | n/a    |
|                            |                      |                        |                | Arable                             | Agreements (n)         | 96   | 89   | n/a  | n/a  | n/a  | n/a    |
|                            |                      |                        |                |                                    | Supported area (ha)    | 1516 | 1414 | n/a  | n/a  | n/a  | n/a    |
|                            |                      |                        |                |                                    | ha/agreement           | 15.8 | 15.9 | n/a  | n/a  | n/a  | n/a    |
|                            |                      |                        |                | Vege- tables                       | Agreements (n)         | 38   | 29   | n/a  | n/a  | n/a  | n/a    |
|                            |                      |                        |                |                                    | Supported area (ha)    | 20   | 17   | n/a  | n/a  | n/a  | n/a    |
|                            |                      |                        |                |                                    | ha/agreement           | 0.5  | 0.6  | n/a  | n/a  | n/a  | n/a    |
|                            |                      |                        |                | Med./ aromat. plants               | Agreements (n)         | 26   | 23   | n/a  | n/a  | n/a  | n/a    |
|                            |                      |                        |                |                                    | Supported area (ha)    | 16   | 19   | n/a  | n/a  | n/a  | n/a    |
|                            |                      |                        |                |                                    | ha/agreement           | 0.6  | 0.8  | n/a  | n/a  | n/a  | n/a    |
|                            |                      |                        |                | Perenn., orchard vines             | Agreements (n)         | 609  | 579  | n/a  | n/a  | n/a  | n/a    |
|                            |                      |                        |                |                                    | Supported area (ha)    | 1245 | 1235 | n/a  | n/a  | n/a  | n/a    |
|                            |                      |                        |                |                                    | ha/agreement           | 2.0  | 2.1  | n/a  | n/a  | n/a  | n/a    |
|                            |                      |                        |                | Total all land types               | Agreements (n)         | 776  | 727  | n/a  | n/a  | n/a  | n/a    |
|                            |                      |                        |                |                                    | Supported area (ha)    | 2920 | 2796 | n/a  | n/a  | n/a  | n/a    |
|                            |                      |                        |                |                                    | ha/agreement           | 3.8  | 3.8  | n/a  | n/a  | n/a  | n/a    |
| Maintenance and conversion | Total all land types | Agreements (n)         |                | 776                                | 727                    | n/a  | n/a  | n/a  | n/a  |      |        |
|                            |                      | Supported area (ha)    |                | 2920                               | 2796                   | 3931 | 4169 | 4200 | 4586 |      |        |
|                            |                      | Certified area (ha)    |                | 3575                               | 4315                   | 4699 | 5550 | 5616 | 6022 |      |        |
|                            |                      | % cert. area supported | 82%            | 65%                                | 84%                    | 75%  | 75%  | 76%  |      |      |        |
|                            |                      | Total expenditure (M€) | n/a            | n/a                                | 2.5                    | 3.0  | 3.3  | 3.7  |      |      |        |
|                            |                      | ha/agreement           | 3.8            | 3.8                                | n/a                    | n/a  | n/a  | n/a  |      |      |        |
|                            |                      | €/agreement            | n/a            | n/a                                | n/a                    | n/a  | n/a  | n/a  |      |      |        |
|                            |                      | €/supported ha         | n/a            | n/a                                | 636                    | 720  | 786  | 805  |      |      |        |
|                            |                      | €/certified ha         | n/a            | n/a                                | 532                    | 541  | 588  | 613  |      |      |        |

CY data sources:

- national government for land use details and 2011, 2013 totals; Eurostat for certified organic area;
- CAPID for 2016-2018 supported areas, except 2017 estimated due to large discrepancy;
- Total expenditure estimated based on per ha payment rates as large unexplained variations in CAPID data.



| ISO Code                           | Country                | Region   | Status               | Category                           | Unit                   | 2011   | 2013   | 2015   | 2016   | 2017   | 2018   |
|------------------------------------|------------------------|----------|----------------------|------------------------------------|------------------------|--------|--------|--------|--------|--------|--------|
| CZ                                 | Czechia                | National | Conversion           | Permanent grassland                | Agreements (n)         | n/a    | n/a    | 1568   | 2020   | 1825   | 1714   |
|                                    |                        |          |                      |                                    | Supported area (ha)    | n/a    | n/a    | 26781  | 36469  | 23922  | 20241  |
|                                    |                        |          |                      |                                    | Total expenditure (M€) | n/a    | n/a    | 2.3    | 3.0    | 2.0    | 1.7    |
|                                    |                        |          |                      |                                    | ha/agreement           | n/a    | n/a    | 17.1   | 18.1   | 13.1   | 11.8   |
|                                    |                        |          |                      |                                    | €/agreement            | n/a    | n/a    | 1439   | 1468   | 1100   | 963    |
|                                    |                        |          |                      |                                    | €/supported ha         | n/a    | n/a    | 84     | 81     | 84     | 82     |
|                                    |                        |          |                      | Arable                             | Agreements (n)         | n/a    | n/a    | 605    | 827    | 842    | 863    |
|                                    |                        |          |                      |                                    | Supported area (ha)    | n/a    | n/a    | 6878   | 10090  | 9498   | 12862  |
|                                    |                        |          |                      |                                    | Total expenditure (M€) | n/a    | n/a    | 1.6    | 2.4    | 2.3    | 3.0    |
|                                    |                        |          |                      |                                    | ha/agreement           | n/a    | n/a    | 11.4   | 12.2   | 11.3   | 14.9   |
|                                    |                        |          |                      |                                    | €/agreement            | n/a    | n/a    | 2623   | 2895   | 2775   | 3509   |
|                                    |                        |          |                      |                                    | €/supported ha         | n/a    | n/a    | 231    | 237    | 246    | 235    |
|                                    |                        |          |                      | Vegetables and strawberries        | Agreements (n)         | n/a    | n/a    | 13     | 36     | 49     | 56     |
|                                    |                        |          |                      |                                    | Supported area (ha)    | n/a    | n/a    | 208    | 603    | 1152   | 1316   |
|                                    |                        |          |                      |                                    | Total expenditure (M€) | n/a    | n/a    | 0.1    | 0.3    | 0.7    | 0.7    |
|                                    |                        |          |                      |                                    | ha/agreement           | n/a    | n/a    | 16.0   | 16.8   | 23.5   | 23.5   |
|                                    |                        |          |                      |                                    | €/agreement            | n/a    | n/a    | 8801   | 9033   | 13290  | 12492  |
|                                    |                        |          |                      |                                    | €/supported ha         | n/a    | n/a    | 550    | 539    | 565    | 532    |
|                                    |                        |          |                      | Perennials, orchards and vineyards | Agreements (n)         | n/a    | n/a    | 147    | 180    | 221    | 165    |
|                                    |                        |          |                      |                                    | Supported area (ha)    | n/a    | n/a    | 647    | 830    | 886    | 502    |
|                                    |                        |          |                      |                                    | Total expenditure (M€) | n/a    | n/a    | 0.4    | 0.5    | 0.6    | 0.3    |
|                                    |                        |          |                      |                                    | ha/agreement           | n/a    | n/a    | 4.4    | 4.6    | 4.0    | 3.0    |
|                                    |                        |          |                      |                                    | €/agreement            | n/a    | n/a    | 2706   | 2615   | 2565   | 1654   |
|                                    |                        |          |                      |                                    | €/supported ha         | n/a    | n/a    | 615    | 567    | 640    | 544    |
|                                    |                        |          | Total all land types | Agreements (n)                     | n/a                    | n/a    | 2333   | 3063   | 2937   | 2798   |        |
|                                    |                        |          |                      | Supported area (ha)                | n/a                    | n/a    | 34514  | 47993  | 35457  | 34921  |        |
|                                    |                        |          |                      | Total expenditure (M€)             | n/a                    | n/a    | 4.4    | 6.2    | 5.6    | 5.7    |        |
|                                    |                        |          |                      | ha/agreement                       | n/a                    | n/a    | 14.8   | 15.7   | 12.1   | 12.5   |        |
|                                    |                        |          |                      | €/agreement                        | n/a                    | n/a    | 1867   | 2009   | 1894   | 2020   |        |
|                                    |                        |          |                      | €/supported ha                     | n/a                    | n/a    | 126    | 128    | 157    | 162    |        |
|                                    |                        |          | Maintenance          | Permanent grassland                | Agreements (n)         | n/a    | n/a    | 2213   | 3066   | 3370   | 3575   |
|                                    |                        |          |                      |                                    | Supported area (ha)    | n/a    | n/a    | 243317 | 369220 | 394979 | 405450 |
|                                    |                        |          |                      |                                    | Total expenditure (M€) | n/a    | n/a    | 20.5   | 30.4   | 34.5   | 33.1   |
|                                    |                        |          |                      |                                    | ha/agreement           | n/a    | n/a    | 109.9  | 120.4  | 117.2  | 113.4  |
|                                    |                        |          |                      |                                    | €/agreement            | n/a    | n/a    | 9254   | 9931   | 10238  | 9248   |
|                                    |                        |          |                      |                                    | €/supported ha         | n/a    | n/a    | 84     | 82     | 87     | 82     |
|                                    |                        |          |                      | Arable                             | Agreements (n)         | n/a    | n/a    | 932    | 1513   | 1663   | 1846   |
|                                    |                        |          |                      |                                    | Supported area (ha)    | n/a    | n/a    | 29353  | 48050  | 51701  | 56421  |
|                                    |                        |          |                      |                                    | Total expenditure (M€) | n/a    | n/a    | 5.3    | 8.4    | 9.5    | 9.8    |
|                                    |                        |          |                      |                                    | ha/agreement           | n/a    | n/a    | 31.5   | 31.8   | 31.1   | 30.6   |
|                                    |                        |          |                      |                                    | €/agreement            | n/a    | n/a    | 5634   | 5558   | 5719   | 5305   |
|                                    |                        |          |                      |                                    | €/supported ha         | n/a    | n/a    | 179    | 175    | 184    | 174    |
|                                    |                        |          |                      | Vegetables and strawberries        | Agreements (n)         | n/a    | n/a    | 63     | 92     | 120    | 123    |
|                                    |                        |          |                      |                                    | Supported area (ha)    | n/a    | n/a    | 1266   | 1896   | 2687   | 2704   |
|                                    |                        |          |                      |                                    | Total expenditure (M€) | n/a    | n/a    | 0.6    | 0.9    | 1.2    | 1.2    |
|                                    |                        |          |                      |                                    | ha/agreement           | n/a    | n/a    | 20.1   | 20.6   | 22.4   | 22.0   |
|                                    |                        |          |                      |                                    | €/agreement            | n/a    | n/a    | 9008   | 9679   | 10415  | 10151  |
|                                    |                        |          |                      |                                    | €/supported ha         | n/a    | n/a    | 448    | 470    | 465    | 462    |
| Perennials, orchards and vineyards | Agreements (n)         | n/a      |                      | n/a                                | 350                    | 537    | 572    | 634    |        |        |        |
|                                    | Supported area (ha)    | n/a      |                      | n/a                                | 2446                   | 4060   | 4179   | 4281   |        |        |        |
|                                    | Total expenditure (M€) | n/a      |                      | n/a                                | 1.3                    | 2.2    | 2.4    | 2.4    |        |        |        |
|                                    | ha/agreement           | n/a      |                      | n/a                                | 7.0                    | 7.6    | 7.3    | 6.8    |        |        |        |
|                                    | €/agreement            | n/a      |                      | n/a                                | 3840                   | 4028   | 4154   | 3801   |        |        |        |
|                                    | €/supported ha         | n/a      |                      | n/a                                | 549                    | 533    | 569    | 563    |        |        |        |
| Total all land types               | Agreements (n)         | n/a      | n/a                  | 3558                               | 5208                   | 5725   | 6178   |        |        |        |        |
|                                    | Supported area (ha)    | n/a      | n/a                  | 276382                             | 423225                 | 453546 | 468856 |        |        |        |        |
|                                    | Total expenditure (M€) | n/a      | n/a                  | 27.6                               | 41.9                   | 47.6   | 46.5   |        |        |        |        |
|                                    | ha/agreement           | n/a      | n/a                  | 77.7                               | 81.3                   | 79.2   | 75.9   |        |        |        |        |
|                                    | €/agreement            | n/a      | n/a                  | 7769                               | 8047                   | 8321   | 7529   |        |        |        |        |
|                                    | €/supported ha         | n/a      | n/a                  | 100                                | 99                     | 105    | 99     |        |        |        |        |

| ISO Code       | Country | Region   | Status                     | Category                           | Unit                   | 2011   | 2013   | 2015   | 2016   | 2017   | 2018   |
|----------------|---------|----------|----------------------------|------------------------------------|------------------------|--------|--------|--------|--------|--------|--------|
| CZ             | Czechia | National | Maintenance and conversion | Permanent grassland                | Agreements (n)         | n/a    | n/a    | 4765   | 5086   | 5195   | 5289   |
|                |         |          |                            |                                    | Supported area (ha)    | n/a    | n/a    | 396585 | 405689 | 418901 | 425692 |
|                |         |          |                            |                                    | Total expenditure (M€) | 33.1   | 33.8   | 35.8   | 35.4   | 36.4   | 34.5   |
|                |         |          |                            |                                    | ha/agreement           | n/a    | n/a    | 83.2   | 79.8   | 80.6   | 80.5   |
|                |         |          |                            |                                    | €/agreement            | n/a    | n/a    | 7519   | 6952   | 7012   | 6529   |
|                |         |          |                            |                                    | €/supported ha         | n/a    | n/a    | 90     | 87     | 87     | 81     |
|                |         |          |                            | Arable                             | Agreements (n)         | n/a    | n/a    | 2057   | 2340   | 2505   | 2709   |
|                |         |          |                            |                                    | Supported area (ha)    | n/a    | n/a    | 51626  | 58140  | 61198  | 69283  |
|                |         |          |                            |                                    | Total expenditure (M€) | 8.7    | 7.3    | 9.6    | 11.4   | 11.8   | 12.8   |
|                |         |          |                            |                                    | ha/agreement           | n/a    | n/a    | 25.1   | 24.8   | 24.4   | 25.6   |
|                |         |          |                            |                                    | €/agreement            | n/a    | n/a    | 4677   | 4887   | 4726   | 4708   |
|                |         |          |                            |                                    | €/supported ha         | n/a    | n/a    | 186    | 197    | 193    | 184    |
|                |         |          |                            | Vegetables and strawberries        | Agreements (n)         | n/a    | n/a    | 124    | 128    | 169    | 179    |
|                |         |          |                            |                                    | Supported area (ha)    | n/a    | n/a    | 2400   | 2499   | 3839   | 4019   |
|                |         |          |                            |                                    | Total expenditure (M€) | 1.7    | 2.1    | 1.2    | 1.4    | 1.9    | 1.9    |
|                |         |          |                            |                                    | ha/agreement           | n/a    | n/a    | 19.4   | 19.5   | 22.7   | 22.5   |
|                |         |          |                            |                                    | €/agreement            | n/a    | n/a    | 9417   | 10913  | 11216  | 10826  |
|                |         |          |                            |                                    | €/supported ha         | n/a    | n/a    | 487    | 559    | 494    | 482    |
|                |         |          |                            | Perennials, orchards and vineyards | Agreements (n)         | n/a    | n/a    | 774    | 717    | 793    | 799    |
|                |         |          |                            |                                    | Supported area (ha)    | n/a    | n/a    | 5842   | 4890   | 5065   | 4783   |
|                |         |          |                            |                                    | Total expenditure (M€) | 5.0    | 5.0    | 3.9    | 2.8    | 3.0    | 2.7    |
|                |         |          |                            |                                    | ha/agreement           | n/a    | n/a    | 7.5    | 6.8    | 6.4    | 6.0    |
|                |         |          |                            |                                    | €/agreement            | n/a    | n/a    | 5016   | 3863   | 3779   | 3340   |
|                |         |          |                            |                                    | €/supported ha         | n/a    | n/a    | 665    | 566    | 592    | 558    |
|                |         |          |                            | Total all land types               | Agreements (n)         | n/a    | n/a    | 7720   | 8271   | 8662   | 8976   |
|                |         |          |                            |                                    | Supported area (ha)    | n/a    | n/a    | 456607 | 467203 | 487201 | 506099 |
|                |         |          |                            |                                    | Certified area (ha)    | 460498 | 474231 | 478033 | 488591 | 496277 | 519910 |
|                |         |          |                            |                                    | % cert. area supported | n/a    | n/a    | 96%    | 96%    | 98%    | 97%    |
|                |         |          |                            |                                    | Total expenditure (M€) | 48.5   | 48.1   | 46.9   | 49.1   | 53.9   | 53.0   |
|                |         |          |                            |                                    | ha/agreement           | n/a    | n/a    | 59.1   | 56.5   | 56.2   | 56.4   |
| €/agreement    | n/a     | n/a      | 6078                       |                                    | 5931                   | 6227   | 5903   |        |        |        |        |
| €/supported ha | n/a     | n/a      | 103                        |                                    | 105                    | 111    | 105    |        |        |        |        |
| €/certified ha | 105     | 102      | 98                         | 100                                | 109                    | 102    |        |        |        |        |        |

## CZ data sources:

- most data supplied by CZ Technology Platform for Organic Agriculture (CTPEZ) based on national government sources;
- breakdown of conversion and maintenance support not available for previous programming period;
- 2015 total maintenance and conversion values include data from both programming periods;
- CAPID data used for total supported area and expenditure from 2015;
- Eurostat for certified organic area data.

| ISO Code               | Country             | Region                     | Status                     | Category               | Unit                   | 2011    | 2013    | 2015    | 2016    | 2017    | 2018    |
|------------------------|---------------------|----------------------------|----------------------------|------------------------|------------------------|---------|---------|---------|---------|---------|---------|
| DE                     | Germany (BMEL data) | All regions                | Maintenance and conversion | Total all land types   | Agreements (n)         | 10218   | 15284   | 16875   | 21488   | 23165   | 25260   |
|                        |                     |                            |                            |                        | Supported area (ha)    | 457650  | 823414  | 887204  | 953440  | 1021710 | 1150073 |
|                        |                     |                            |                            |                        | Certified area (ha)    | 1015626 | 1044955 | 1088838 | 1251320 | 1373157 | 1498027 |
|                        |                     |                            |                            |                        | % cert. area supported | 45%     | 79%     | 81%     | 76%     | 74%     | 77%     |
|                        |                     |                            |                            |                        | Total expenditure (M€) | 148     | 161     | 165     | 257     | 260     | 300     |
|                        |                     |                            |                            |                        | ha/agreement           | 44.8    | 53.9    | 52.6    | 44.4    | 44.1    | 45.5    |
|                        |                     |                            |                            |                        | €/agreement            | 14500   | 10515   | 9778    | 11938   | 11224   | 11884   |
|                        |                     |                            |                            |                        | €/supported ha         | 324     | 195     | 186     | 269     | 254     | 261     |
| €/certified ha         | 146                 | 154                        | 152                        | 205                    | 189                    | 200     |         |         |         |         |         |
| DE                     | Germany (EU data)   | All regions                | Maintenance and conversion | Total all land types   | Agreements (n)         | n/a     | n/a     | 16875   | 21488   | 23165   | 25260   |
|                        |                     |                            |                            |                        | Supported area (ha)    | n/a     | n/a     | 848802  | 1069018 | 1139301 | 1249803 |
|                        |                     |                            |                            |                        | Certified area (ha)    | n/a     | n/a     | 1060291 | 1135941 | 1138272 | 1221303 |
|                        |                     |                            |                            |                        | % cert. area supported | n/a     | n/a     | 80%     | 94%     | 100%    | 102%    |
|                        |                     |                            |                            |                        | Total expenditure (M€) | n/a     | n/a     | 207     | 259     | 289     | 322     |
|                        |                     |                            |                            |                        | ha/agreement           | n/a     | n/a     | 50.3    | 49.7    | 49.2    | 49.5    |
|                        |                     |                            |                            |                        | €/agreement            | n/a     | n/a     | 12243   | 12055   | 12496   | 12762   |
|                        |                     |                            |                            |                        | €/supported ha         | n/a     | n/a     | 243     | 242     | 254     | 258     |
| €/certified ha         | n/a                 | n/a                        | 195                        | 228                    | 254                    | 264     |         |         |         |         |         |
| DK                     | Denmark             | National                   | Conversion                 | Total all land types   | Agreements (n)         | n/a     | n/a     | n/a     | n/a     | n/a     | n/a     |
|                        |                     |                            |                            |                        | Supported area (ha)    | n/a     | n/a     | 2500    | n/a     | 54000   | 74000   |
|                        |                     |                            |                            |                        | Total expenditure (M€) | n/a     | n/a     | 0.67    | n/a     | 15.80   | 21.42   |
|                        |                     |                            |                            |                        | ha/agreement           | n/a     | n/a     | n/a     | n/a     | n/a     | n/a     |
|                        |                     |                            | €/agreement                | n/a                    | n/a                    | n/a     | n/a     | n/a     | n/a     |         |         |
|                        |                     |                            | €/supported ha             | n/a                    | n/a                    | 268     | n/a     | 293     | 289     |         |         |
|                        |                     |                            | Maintenance                | Total all land types   | Agreements (n)         | n/a     | n/a     | n/a     | n/a     | n/a     | n/a     |
|                        |                     |                            |                            |                        | Supported area (ha)    | n/a     | n/a     | 141500  | n/a     | 150000  | 171000  |
|                        |                     | Total expenditure (M€)     |                            |                        | n/a                    | n/a     | 19.55   | n/a     | 20.62   | 24.10   |         |
|                        |                     | ha/agreement               |                            |                        | n/a                    | n/a     | n/a     | n/a     | n/a     | n/a     |         |
|                        |                     | €/agreement                | n/a                        | n/a                    | n/a                    | n/a     | n/a     | n/a     |         |         |         |
|                        |                     | €/supported ha             | n/a                        | n/a                    | 138                    | n/a     | 137     | 141     |         |         |         |
|                        |                     | Maintenance and conversion | Total all land types       | Agreements (n)         | n/a                    | n/a     | n/a     | n/a     | n/a     | n/a     |         |
|                        |                     |                            |                            | Supported area (ha)    | n/a                    | n/a     | 145313  | 164037  | 192544  | 222706  |         |
|                        |                     |                            |                            | Certified area (ha)    | 162173                 | 169310  | 166788  | 204950  | 226307  | 256711  |         |
|                        |                     |                            |                            | % cert. area supported | n/a                    | n/a     | 87%     | 80%     | 85%     | 87%     |         |
| Total expenditure (M€) | n/a                 |                            |                            | n/a                    | 20.4                   | 25.4    | 35.2    | 41.0    |         |         |         |
| ha/agreement           | n/a                 |                            |                            | n/a                    | n/a                    | n/a     | n/a     | n/a     |         |         |         |
| €/agreement            | n/a                 |                            |                            | n/a                    | n/a                    | n/a     | n/a     | n/a     |         |         |         |
| €/supported ha         | n/a                 |                            |                            | n/a                    | 140                    | 155     | 183     | 184     |         |         |         |
| €/certified ha         | n/a                 | n/a                        | 122                        | 124                    | 156                    | 160     |         |         |         |         |         |
| EE                     | Estonia             | National                   | Maintenance and conversion | Total all land types   | Agreements (n)         | n/a     | n/a     | 1338    | n/a     | 1531    | 1754    |
|                        |                     |                            |                            |                        | Supported area (ha)    | n/a     | n/a     | 141900  | 152825  | 173954  | 185835  |
|                        |                     |                            |                            |                        | Certified area (ha)    | 133779  | 151164  | 155806  | 180852  | 196441  | 206590  |
|                        |                     |                            |                            |                        | % cert. area supported | n/a     | n/a     | 91%     | 85%     | 89%     | 90%     |
|                        |                     |                            |                            |                        | Total expenditure (M€) | n/a     | n/a     | 13.1    | 14.4    | 17.1    | 18.4    |
|                        |                     |                            |                            |                        | ha/agreement           | n/a     | n/a     | 106.1   | n/a     | 113.6   | 105.9   |
|                        |                     |                            |                            |                        | €/agreement            | n/a     | n/a     | 9780    | n/a     | 11159   | 10474   |
|                        |                     |                            |                            |                        | €/supported ha         | n/a     | n/a     | 92      | 94      | 98      | 99      |
| €/certified ha         | n/a                 | n/a                        | 84                         | 79                     | 87                     | 89      |         |         |         |         |         |

See next page for DE, DK, EE data sources.

DE data sources:

- There are major differences between certified organic land area data published by BMEL, the German Agricultural Ministry (Ökolandbau.de, annual), and by Eurostat and the EU Commission, which is sourced from the Statistisches Bundesamt (Destatis, 2021) based on occasional farm structure surveys with intervening years estimated by extrapolation, therefore both sources are shown.
- The published BMEL dataset for organic support uptake (BMEL, annual) has some gaps in reporting from individual Länder, which it has been possible to estimate by interpolation.

DK data sources:

- total expenditure values for conversion and maintenance were estimated based on the payment rate per hectare (2015 data incomplete as first year of new scheme);
- Eurostat and CAPID data have been used for certified area, supported area and total expenditure for maintenance and conversion combined.

EE data sources:

- national government sources for agreement numbers;
- Eurostat for certified area;
- CAPID for supported area and total expenditure.

ES data sources:

- Eurostat for certified area except 2011 (FIBL);
- CAPID data for supported area and expenditure from 2015.

FI data sources:

- organic consultant for agreement numbers in all years, and supported area and total expenditure in 2011-2015, based on national government sources;
- CAPID data for supported area from 2015 and expenditure from 2016, although supported area exceeds certified area in some years;
- Eurostat for certified area.

FR data sources:

- Senate report on organic farming (Houpert et al., 2020) – total expenditure from 2015 includes co-financing by water agencies as well as national and regional governments;
- Eurostat for certified area;
- CAPID for supported area from 2015 and expenditure from 2017, with 50% of CAPID value estimated for 2018 due to significant discrepancy.

| ISO Code       | Country | Region      | Status                     | Category             | Unit                   | 2011    | 2013    | 2015    | 2016    | 2017    | 2018    |
|----------------|---------|-------------|----------------------------|----------------------|------------------------|---------|---------|---------|---------|---------|---------|
| ES             | Spain   | All regions | Maintenance and conversion | Total all land types | Agreements (n)         | n/a     | n/a     | n/a     | n/a     | n/a     | n/a     |
|                |         |             |                            |                      | Supported area (ha)    | n/a     | n/a     | 875364  | 859319  | 977988  | 1044836 |
|                |         |             |                            |                      | Certified area (ha)    | 1621898 | 1610129 | 1968570 | 2018802 | 2082173 | 2246475 |
|                |         |             |                            |                      | % cert. area supported | n/a     | n/a     | 44%     | 43%     | 47%     | 47%     |
|                |         |             |                            |                      | Total expenditure (M€) | n/a     | n/a     | 55.8    | 128.6   | 158.3   | 158.7   |
|                |         |             |                            |                      | ha/agreement           | n/a     | n/a     | n/a     | n/a     | n/a     | n/a     |
|                |         |             |                            |                      | €/agreement            | n/a     | n/a     | n/a     | n/a     | n/a     | n/a     |
|                |         |             |                            |                      | €/supported ha         | n/a     | n/a     | 64      | 150     | 162     | 152     |
| €/certified ha | n/a     | n/a         | 28                         | 64                   | 76                     | 71      |         |         |         |         |         |
| FI             | Finland | National    | Maintenance and conversion | Total all land types | Agreements (n)         | 3685    | 3859    | 3995    | n/a     | 4236    | 4632    |
|                |         |             |                            |                      | Supported area (ha)    | 160816  | 185037  | 228220  | 254557  | 241330  | 274151  |
|                |         |             |                            |                      | Certified area (ha)    | 188189  | 204810  | 225235  | 238240  | 259271  | 297442  |
|                |         |             |                            |                      | % cert. area supported | 85%     | 90%     | 101%    | 107%    | 93%     | 92%     |
|                |         |             |                            |                      | Total expenditure (M€) | 27.6    | 30.8    | 33.5    | 50.7    | 56.0    | 56.2    |
|                |         |             |                            |                      | ha/agreement           | 43.6    | 47.9    | 57.1    | n/a     | 57.0    | 59.2    |
|                |         |             |                            |                      | €/agreement            | 7490    | 7981    | 8376    | n/a     | 13209   | 12137   |
|                |         |             |                            |                      | €/supported ha         | 172     | 166     | 147     | 199     | 232     | 205     |
| €/certified ha | 147     | 150         | 149                        | 213                  | 216                    | 189     |         |         |         |         |         |
| FR             | France  | National    | Maintenance and conversion | Total all land types | Agreements (n)         | n/a     | n/a     | 21569   | 24073   | 27000   | 31000   |
|                |         |             |                            |                      | Supported area (ha)    | n/a     | n/a     | 752941  | 910983  | 948310  | 1040370 |
|                |         |             |                            |                      | Certified area (ha)    | 977234  | 1060755 | 1322911 | 1537351 | 1744420 | 2034115 |
|                |         |             |                            |                      | % cert. area supported | n/a     | n/a     | 57%     | 59%     | 54%     | 51%     |
|                |         |             |                            |                      | Total expenditure (M€) | 87.4    | 103.0   | 132.0   | n/a     | 154.7   | 180.0   |
|                |         |             |                            |                      | ha/agreement           | n/a     | n/a     | 34.9    | 37.8    | 35.1    | 33.6    |
|                |         |             |                            |                      | €/agreement            | n/a     | n/a     | 6120    | n/a     | 5731    | 5806    |
|                |         |             |                            |                      | €/supported ha         | n/a     | n/a     | 175     | n/a     | 163     | 173     |
| €/certified ha | n/a     | n/a         | 100                        | n/a                  | 89                     | 88      |         |         |         |         |         |
| GR             | Greece  | National    | Maintenance and conversion | Total all land types | Agreements (n)         | n/a     | n/a     | n/a     | n/a     | n/a     | n/a     |
|                |         |             |                            |                      | Supported area (ha)    | n/a     | n/a     | n/a     | n/a     | 83029   | 248421  |
|                |         |             |                            |                      | Certified area (ha)    | 213276  | 383606  | 407069  | 342584  | 410140  | 492627  |
|                |         |             |                            |                      | % cert. area supported | n/a     | n/a     | n/a     | n/a     | 20%     | 50%     |
|                |         |             |                            |                      | Total expenditure (M€) | n/a     | n/a     | n/a     | 126.4   | 117.9   | 97.0    |
|                |         |             |                            |                      | ha/agreement           | n/a     | n/a     | n/a     | n/a     | n/a     | n/a     |
|                |         |             |                            |                      | €/agreement            | n/a     | n/a     | n/a     | n/a     | n/a     | n/a     |
|                |         |             |                            |                      | €/supported ha         | n/a     | n/a     | n/a     | n/a     | 1420    | 390     |
| €/certified ha | n/a     | n/a         | n/a                        | n/a                  | 287                    | 197     |         |         |         |         |         |

See previous page for ES, FI, FR data sources.

GR data sources:

- CAPID for expenditure from 2016 and supported area from 2017;
- Eurostat for certified area.

HR data sources:

- national government sources for agreement numbers (2016 estimated), and breakdown by land use/conversion status (2019 average exchange rate 7.4179 HRK/EUR used for expenditure data).
- CAPID for total supported area and expenditure from 2016;
- Eurostat for certified area.

| ISO Code                           | Country                | Region                 | Status                             | Category               | Unit                   | 2011  | 2013  | 2015   | 2016 | 2017  | 2018  |
|------------------------------------|------------------------|------------------------|------------------------------------|------------------------|------------------------|-------|-------|--------|------|-------|-------|
| HR                                 | Croatia                | National               | Conversion                         | Grassland              | Agreements (n)         | n/a   | n/a   | 816    | n/a  | 676   | 646   |
|                                    |                        |                        |                                    |                        | Supported area (ha)    | n/a   | n/a   | 22904  | n/a  | 21285 | 17216 |
|                                    |                        |                        |                                    |                        | Total expenditure (M€) | n/a   | n/a   | 6.5    | n/a  | 5.7   | 4.5   |
|                                    |                        |                        |                                    |                        | ha/agreement           | n/a   | n/a   | 28.1   | n/a  | 31.5  | 26.7  |
|                                    |                        |                        |                                    |                        | €/agreement            | n/a   | n/a   | 7911   | n/a  | 8479  | 7029  |
|                                    |                        |                        |                                    |                        | €/supported ha         | n/a   | n/a   | 282    | n/a  | 269   | 264   |
|                                    |                        |                        |                                    | Arable                 | Agreements (n)         | n/a   | n/a   | 1185   | n/a  | 1379  | 1158  |
|                                    |                        |                        |                                    |                        | Supported area (ha)    | n/a   | n/a   | 19023  | n/a  | 20586 | 12823 |
|                                    |                        |                        |                                    |                        | Total expenditure (M€) | n/a   | n/a   | 6.5    | n/a  | 7.2   | 4.2   |
|                                    |                        |                        |                                    |                        | ha/agreement           | n/a   | n/a   | 16.1   | n/a  | 14.9  | 11.1  |
|                                    |                        |                        |                                    |                        | €/agreement            | n/a   | n/a   | 5469   | n/a  | 5207  | 3644  |
|                                    |                        |                        |                                    |                        | €/supported ha         | n/a   | n/a   | 341    | n/a  | 349   | 329   |
|                                    |                        |                        |                                    | Vegetables             | Agreements (n)         | n/a   | n/a   | 171    | n/a  | 221   | 147   |
|                                    |                        |                        |                                    |                        | Supported area (ha)    | n/a   | n/a   | 124    | n/a  | 239   | 225   |
|                                    |                        |                        |                                    |                        | Total expenditure (M€) | n/a   | n/a   | 0.06   | n/a  | 0.14  | 0.11  |
|                                    |                        |                        |                                    |                        | ha/agreement           | n/a   | n/a   | 0.7    | n/a  | 1.1   | 1.5   |
|                                    |                        |                        |                                    |                        | €/agreement            | n/a   | n/a   | 350    | n/a  | 625   | 780   |
|                                    |                        |                        |                                    |                        | €/supported ha         | n/a   | n/a   | 482    | n/a  | 578   | 509   |
|                                    |                        |                        | Perennials, orchards and vineyards | Agreements (n)         | n/a                    | n/a   | 1189  | n/a    | 1870 | 1929  |       |
|                                    |                        |                        |                                    | Supported area (ha)    | n/a                    | n/a   | 4152  | n/a    | 6210 | 5472  |       |
|                                    |                        |                        |                                    | Total expenditure (M€) | n/a                    | n/a   | 3.1   | n/a    | 5.4  | 4.5   |       |
|                                    |                        |                        |                                    | ha/agreement           | n/a                    | n/a   | 3.5   | n/a    | 3.3  | 2.8   |       |
|                                    |                        |                        |                                    | €/agreement            | n/a                    | n/a   | 2613  | n/a    | 2891 | 2354  |       |
|                                    |                        |                        |                                    | €/supported ha         | n/a                    | n/a   | 748   | n/a    | 871  | 830   |       |
|                                    |                        |                        | Maintenance                        | Grassland              | Agreements (n)         | n/a   | n/a   | 298    | n/a  | 517   | 711   |
|                                    |                        |                        |                                    |                        | Supported area (ha)    | n/a   | n/a   | 6578   | n/a  | 11186 | 19248 |
|                                    |                        |                        |                                    |                        | Total expenditure (M€) | n/a   | n/a   | 1.7    | n/a  | 2.7   | 4.3   |
|                                    |                        |                        |                                    |                        | ha/agreement           | n/a   | n/a   | 22.1   | n/a  | 21.6  | 27.1  |
|                                    |                        |                        |                                    |                        | €/agreement            | n/a   | n/a   | 5819   | n/a  | 5290  | 6016  |
|                                    |                        |                        |                                    |                        | €/supported ha         | n/a   | n/a   | 264    | n/a  | 244   | 222   |
|                                    |                        |                        |                                    | Arable                 | Agreements (n)         | n/a   | n/a   | 469    | n/a  | 1011  | 1387  |
|                                    |                        |                        |                                    |                        | Supported area (ha)    | n/a   | n/a   | 14006  | n/a  | 23973 | 33995 |
|                                    |                        |                        |                                    |                        | Total expenditure (M€) | n/a   | n/a   | 4.2    | n/a  | 7.0   | 9.4   |
|                                    |                        |                        |                                    |                        | ha/agreement           | n/a   | n/a   | 29.9   | n/a  | 23.7  | 24.5  |
|                                    |                        |                        |                                    |                        | €/agreement            | n/a   | n/a   | 8905   | n/a  | 6893  | 6759  |
|                                    |                        |                        |                                    |                        | €/supported ha         | n/a   | n/a   | 298    | n/a  | 291   | 276   |
|                                    |                        |                        |                                    | Vegetables             | Agreements (n)         | n/a   | n/a   | 72     | n/a  | 213   | 245   |
|                                    |                        |                        |                                    |                        | Supported area (ha)    | n/a   | n/a   | 160    | n/a  | 287   | 382   |
|                                    |                        |                        |                                    |                        | Total expenditure (M€) | n/a   | n/a   | 0.08   | n/a  | 0.14  | 0.18  |
|                                    |                        |                        |                                    |                        | ha/agreement           | n/a   | n/a   | 2.2    | n/a  | 1.3   | 1.6   |
|                                    |                        |                        |                                    |                        | €/agreement            | n/a   | n/a   | 1053   | n/a  | 650   | 719   |
|                                    |                        |                        |                                    |                        | €/supported ha         | n/a   | n/a   | 474    | n/a  | 483   | 461   |
| Perennials, orchards and vineyards | Agreements (n)         | n/a                    | n/a                                | 523                    | n/a                    | 1050  | 1536  |        |      |       |       |
|                                    | Supported area (ha)    | n/a                    | n/a                                | 523                    | n/a                    | 1050  | 1536  |        |      |       |       |
|                                    | Total expenditure (M€) | n/a                    | n/a                                | 2.6                    | n/a                    | 3.9   | 5.3   |        |      |       |       |
|                                    | ha/agreement           | n/a                    | n/a                                | 1.0                    | n/a                    | 1.0   | 1.0   |        |      |       |       |
|                                    | €/agreement            | n/a                    | n/a                                | 4915                   | n/a                    | 3721  | 3420  |        |      |       |       |
|                                    | €/supported ha         | n/a                    | n/a                                | 4915                   | n/a                    | 3721  | 3420  |        |      |       |       |
| Maintenance and conversion         | Total all land types   | Agreements (n)         | n/a                                | n/a                    | 4723                   | 6000  | 6937  | 7759   |      |       |       |
|                                    |                        | Supported area (ha)    | n/a                                | n/a                    | 67470                  | 71604 | 78964 | 94357  |      |       |       |
|                                    |                        | Certified area (ha)    | 31815                              | 40660                  | 75883                  | 93593 | 96618 | 103166 |      |       |       |
|                                    |                        | % cert. area supported | n/a                                | n/a                    | 89%                    | 77%   | 82%   | 91%    |      |       |       |
|                                    |                        | Total expenditure (M€) | n/a                                | n/a                    | 24.7                   | 26.3  | 27.5  | 33.0   |      |       |       |
|                                    |                        | ha/agreement           | n/a                                | n/a                    | 14.3                   | 11.9  | 11.4  | 12.2   |      |       |       |
|                                    |                        | €/agreement            | n/a                                | n/a                    | 5221                   | 4390  | 3963  | 4255   |      |       |       |
|                                    |                        | €/supported ha         | n/a                                | n/a                    | 365                    | 368   | 348   | 350    |      |       |       |
|                                    |                        | €/certified ha         | n/a                                | n/a                    | 325                    | 281   | 285   | 320    |      |       |       |

See previous page for HR data sources.

| ISO Code                    | Country                | Region   | Status               | Category                    | Unit                   | 2011 | 2013  | 2015  | 2016 | 2017  | 2018  |
|-----------------------------|------------------------|----------|----------------------|-----------------------------|------------------------|------|-------|-------|------|-------|-------|
| HU                          | Hungary                | National | Conversion           | Grassland                   | Agreements (n)         | n/a  | n/a   | 848   | n/a  | n/a   | 977   |
|                             |                        |          |                      |                             | Supported area (ha)    | n/a  | n/a   | 43286 | n/a  | n/a   | 64192 |
|                             |                        |          |                      |                             | Total expenditure (M€) | n/a  | n/a   | 6.4   | n/a  | n/a   | 9.4   |
|                             |                        |          |                      |                             | ha/agreement           | n/a  | n/a   | 51    | n/a  | n/a   | 66    |
|                             |                        |          |                      |                             | €/agreement            | n/a  | n/a   | 7504  | n/a  | n/a   | 9658  |
|                             |                        |          |                      |                             | €/supported ha         | n/a  | n/a   | 147   | n/a  | n/a   | 147   |
|                             |                        |          |                      | Arable                      | Agreements (n)         | n/a  | n/a   | 687   | n/a  | n/a   | 716   |
|                             |                        |          |                      |                             | Supported area (ha)    | n/a  | n/a   | 28142 | n/a  | n/a   | 20789 |
|                             |                        |          |                      |                             | Total expenditure (M€) | n/a  | n/a   | 11.9  | n/a  | n/a   | 8.8   |
|                             |                        |          |                      |                             | ha/agreement           | n/a  | n/a   | 41    | n/a  | n/a   | 29    |
|                             |                        |          |                      |                             | €/agreement            | n/a  | n/a   | 17350 | n/a  | n/a   | 12299 |
|                             |                        |          |                      |                             | €/supported ha         | n/a  | n/a   | 424   | n/a  | n/a   | 424   |
|                             |                        |          |                      | Perennials, vines and fruit | Agreements (n)         | n/a  | n/a   | 551   | n/a  | n/a   | 536   |
|                             |                        |          |                      |                             | Supported area (ha)    | n/a  | n/a   | 4709  | n/a  | n/a   | 4088  |
|                             |                        |          |                      |                             | Total expenditure (M€) | n/a  | n/a   | 3.7   | n/a  | n/a   | 3.1   |
|                             |                        |          |                      |                             | ha/agreement           | n/a  | n/a   | 9     | n/a  | n/a   | 8     |
|                             |                        |          |                      |                             | €/agreement            | n/a  | n/a   | 6632  | n/a  | n/a   | 5812  |
|                             |                        |          |                      |                             | €/supported ha         | n/a  | n/a   | 776   | n/a  | n/a   | 762   |
|                             |                        |          | Total all land types | Agreements (n)              | n/a                    | n/a  | 1687  | n/a   | n/a  | 1930  |       |
|                             |                        |          |                      | Supported area (ha)         | n/a                    | n/a  | 76137 | n/a   | n/a  | 89069 |       |
|                             |                        |          |                      | Total expenditure (M€)      | n/a                    | n/a  | 21.9  | n/a   | n/a  | 21.4  |       |
|                             |                        |          |                      | ha/agreement                | n/a                    | n/a  | 45    | n/a   | n/a  | 46    |       |
|                             |                        |          |                      | €/agreement                 | n/a                    | n/a  | 13004 | n/a   | n/a  | 11066 |       |
|                             |                        |          |                      | €/supported ha              | n/a                    | n/a  | 288   | n/a   | n/a  | 240   |       |
|                             |                        |          | Maintenance          | Grassland                   | Agreements (n)         | n/a  | n/a   | 227   | n/a  | n/a   | 73    |
|                             |                        |          |                      |                             | Supported area (ha)    | n/a  | n/a   | 20011 | n/a  | n/a   | 4747  |
|                             |                        |          |                      |                             | Total expenditure (M€) | n/a  | n/a   | 2.9   | n/a  | n/a   | 0.7   |
|                             |                        |          |                      |                             | ha/agreement           | n/a  | n/a   | 88    | n/a  | n/a   | 65    |
|                             |                        |          |                      |                             | €/agreement            | n/a  | n/a   | 12958 | n/a  | n/a   | 9559  |
|                             |                        |          |                      |                             | €/supported ha         | n/a  | n/a   | 147   | n/a  | n/a   | 147   |
|                             |                        |          |                      | Arable                      | Agreements (n)         | n/a  | n/a   | 465   | n/a  | n/a   | 118   |
|                             |                        |          |                      |                             | Supported area (ha)    | n/a  | n/a   | 30816 | n/a  | n/a   | 3775  |
|                             |                        |          |                      |                             | Total expenditure (M€) | n/a  | n/a   | 11.3  | n/a  | n/a   | 1.38  |
|                             |                        |          |                      |                             | ha/agreement           | n/a  | n/a   | 66    | n/a  | n/a   | 32    |
|                             |                        |          |                      |                             | €/agreement            | n/a  | n/a   | 24255 | n/a  | n/a   | 11708 |
|                             |                        |          |                      |                             | €/supported ha         | n/a  | n/a   | 366   | n/a  | n/a   | 366   |
| Perennials, vines and fruit | Agreements (n)         | n/a      |                      | n/a                         | 307                    | n/a  | n/a   | 41    |      |       |       |
|                             | Supported area (ha)    | n/a      |                      | n/a                         | 2982                   | n/a  | n/a   | 228   |      |       |       |
|                             | Total expenditure (M€) | n/a      |                      | n/a                         | 1.9                    | n/a  | n/a   | 0.15  |      |       |       |
|                             | ha/agreement           | n/a      |                      | n/a                         | 10                     | n/a  | n/a   | 6     |      |       |       |
|                             | €/agreement            | n/a      |                      | n/a                         | 6149                   | n/a  | n/a   | 3625  |      |       |       |
|                             | €/supported ha         | n/a      |                      | n/a                         | 633                    | n/a  | n/a   | 652   |      |       |       |
| Total all land types        | Agreements (n)         | n/a      | n/a                  | 806                         | n/a                    | n/a  | 207   |       |      |       |       |
|                             | Supported area (ha)    | n/a      | n/a                  | 53808                       | n/a                    | n/a  | 8749  |       |      |       |       |
|                             | Total expenditure (M€) | n/a      | n/a                  | 16.1                        | n/a                    | n/a  | 2.2   |       |      |       |       |
|                             | ha/agreement           | n/a      | n/a                  | 67                          | n/a                    | n/a  | 42    |       |      |       |       |
|                             | €/agreement            | n/a      | n/a                  | 19985                       | n/a                    | n/a  | 10763 |       |      |       |       |
|                             | €/supported ha         | n/a      | n/a                  | 299                         | n/a                    | n/a  | 255   |       |      |       |       |

#### HU data sources:

- national government sources for agreement numbers, and land use/conversion status – numbers represent total values for each call (in 2015 and 2018). Expenditure values supplied divided by five to estimate annual value, assuming 5-year agreements;
- CAPID for total supported area from 2017 and expenditure from 2016;
- Eurostat for certified area.

| ISO Code                   | Country              | Region                 | Status                     | Category                    | Unit                   | 2011   | 2013   | 2015   | 2016   | 2017   | 2018   |
|----------------------------|----------------------|------------------------|----------------------------|-----------------------------|------------------------|--------|--------|--------|--------|--------|--------|
| HU                         | Hungary              | National               | Maintenance and conversion | Grassland                   | Agreements (n)         | n/a    | n/a    | 988    | n/a    | n/a    | 1020   |
|                            |                      |                        |                            |                             | Supported area (ha)    | n/a    | n/a    | 63297  | n/a    | n/a    | 68939  |
|                            |                      |                        |                            |                             | Total expenditure (M€) | n/a    | n/a    | 9.3    | n/a    | n/a    | 10.1   |
|                            |                      |                        |                            |                             | ha/agreement           | n/a    | n/a    | 64     | n/a    | n/a    | 68     |
|                            |                      |                        |                            |                             | €/agreement            | n/a    | n/a    | 9418   | n/a    | n/a    | 9935   |
|                            |                      |                        |                            | €/supported ha              | n/a                    | n/a    | 147    | n/a    | n/a    | 147    |        |
|                            |                      |                        |                            | Arable                      | Agreements (n)         | n/a    | n/a    | 988    | n/a    | n/a    | 767    |
|                            |                      |                        |                            |                             | Supported area (ha)    | n/a    | n/a    | 58958  | n/a    | n/a    | 24564  |
|                            |                      |                        |                            |                             | Total expenditure (M€) | n/a    | n/a    | 23.2   | n/a    | n/a    | 10.2   |
|                            |                      |                        |                            |                             | ha/agreement           | n/a    | n/a    | 60     | n/a    | n/a    | 32     |
|                            |                      |                        |                            |                             | €/agreement            | n/a    | n/a    | 23480  | n/a    | n/a    | 13282  |
|                            |                      |                        |                            | €/supported ha              | n/a                    | n/a    | 393    | n/a    | n/a    | 415    |        |
|                            |                      |                        |                            | Perennials, vines and fruit | Agreements (n)         | n/a    | n/a    | 783    | n/a    | n/a    | 566    |
|                            |                      |                        |                            |                             | Supported area (ha)    | n/a    | n/a    | 7691   | n/a    | n/a    | 4316   |
|                            |                      |                        |                            |                             | Total expenditure (M€) | n/a    | n/a    | 5.5    | n/a    | n/a    | 3.3    |
|                            |                      |                        | ha/agreement               |                             | n/a                    | n/a    | 10     | n/a    | n/a    | 8      |        |
|                            |                      |                        | €/agreement                |                             | n/a                    | n/a    | 7078   | n/a    | n/a    | 5766   |        |
|                            |                      |                        | €/supported ha             | n/a                         | n/a                    | 721    | n/a    | n/a    | 756    |        |        |
|                            |                      |                        | Total all land types       | Agreements (n)              | n/a                    | n/a    | 2173   | n/a    | n/a    | 2029   |        |
|                            |                      |                        |                            | Supported area (ha)         | n/a                    | n/a    | 129945 | n/a    | n/a    | 97818  |        |
|                            |                      |                        |                            | Total expenditure (M€)      | n/a                    | n/a    | 38.0   | n/a    | n/a    | 23.6   |        |
|                            |                      |                        |                            | ha/agreement                | n/a                    | n/a    | 60     | n/a    | n/a    | 48     |        |
|                            |                      |                        |                            | €/agreement                 | n/a                    | n/a    | 17508  | n/a    | n/a    | 11624  |        |
|                            |                      |                        | €/supported ha             | n/a                         | n/a                    | 293    | n/a    | n/a    | 241    |        |        |
|                            |                      |                        | Maintenance and conversion | Total all land types        | Agreements (n)         | n/a    | n/a    | n/a    | 2173   | 2173   | 2173   |
|                            |                      |                        |                            |                             | Supported area (ha)    | n/a    | n/a    | n/a    | 129946 | 100854 | 115482 |
|                            |                      |                        |                            |                             | Certified area (ha)    | 124402 | 130990 | 129735 | 186322 | 199683 | 209382 |
|                            |                      |                        |                            |                             | % cert. area supported | n/a    | n/a    | n/a    | 70%    | 51%    | 55%    |
|                            |                      |                        |                            |                             | Total expenditure (M€) | n/a    | n/a    | n/a    | 33.5   | 21.6   | 21.5   |
|                            |                      |                        |                            |                             | ha/agreement           | n/a    | n/a    | n/a    | 59.8   | 46.4   | 53.1   |
| €/agreement                | n/a                  | n/a                    |                            |                             | n/a                    | 15422  | 9946   | 9877   |        |        |        |
| €/supported ha             | n/a                  | n/a                    |                            |                             | n/a                    | 258    | 214    | 186    |        |        |        |
| €/certified ha             | n/a                  | n/a                    |                            |                             | n/a                    | 180    | 108    | 103    |        |        |        |
| Conversion                 | Total all land types | Agreements (n)         | 281                        | 92                          | 500                    | 500    | 0      | 0      |        |        |        |
|                            |                      | Supported area (ha)    | 11573                      | 3934                        | n/a                    | n/a    | n/a    | n/a    |        |        |        |
|                            |                      | Total expenditure (M€) | n/a                        | n/a                         | n/a                    | n/a    | n/a    | n/a    |        |        |        |
|                            |                      | ha/agreement           | 41                         | 43                          | n/a                    | n/a    | n/a    | n/a    |        |        |        |
|                            |                      | €/agreement            | n/a                        | n/a                         | n/a                    | n/a    | n/a    | n/a    |        |        |        |
|                            |                      | €/supported ha         | n/a                        | n/a                         | n/a                    | n/a    | n/a    | n/a    |        |        |        |
| Maintenance                | Total all land types | Agreements (n)         | 907                        | 1054                        | 1180                   | 1180   | 1588   | 1523   |        |        |        |
|                            |                      | Supported area (ha)    | 34445                      | 53791                       | n/a                    | 72000  | 72000  | 72000  |        |        |        |
|                            |                      | Total expenditure (M€) | n/a                        | n/a                         | n/a                    | n/a    | 8.2    | 10.5   |        |        |        |
|                            |                      | ha/agreement           | 38                         | 51                          | n/a                    | n/a    | 45     | 47     |        |        |        |
|                            |                      | €/agreement            | n/a                        | n/a                         | n/a                    | n/a    | 5164   | 6907   |        |        |        |
|                            |                      | €/supported ha         | n/a                        | n/a                         | n/a                    | n/a    | 114    | 146    |        |        |        |
| Maintenance and conversion | Total all land types | Agreements (n)         | 1188                       | 1146                        | 1680                   | 1680   | 1588   | 1523   |        |        |        |
|                            |                      | Supported area (ha)    | 46018                      | 57724                       | 72000                  | 72000  | 72000  | 72000  |        |        |        |
|                            |                      | Certified area (ha)    | 54122                      | 53812                       | 73037                  | 76701  | 74336  | 118699 |        |        |        |
|                            |                      | % cert. area supported | 85%                        | 107%                        | 99%                    | 94%    | 97%    | 61%    |        |        |        |
|                            |                      | Total expenditure (M€) | 4.3                        | 4.6                         | 8.0                    | 8.0    | 8.0    | 8.0    |        |        |        |
|                            |                      | ha/agreement           | 38.7                       | 50.4                        | 42.9                   | 42.9   | 45.3   | 47.3   |        |        |        |
|                            |                      | €/agreement            | 3611                       | 3970                        | 4785                   | 4785   | 5062   | 5278   |        |        |        |
|                            |                      | €/supported ha         | 93                         | 79                          | 112                    | 112    | 112    | 112    |        |        |        |
|                            |                      | €/certified ha         | 79                         | 85                          | 110                    | 105    | 108    | 68     |        |        |        |

See previous page for HU data sources and next page for IE data sources.



| ISO Code                    | Country                | Region   | Status                     | Category                      | Unit                   | 2011    | 2013    | 2015    | 2016    | 2017    | 2018    |
|-----------------------------|------------------------|----------|----------------------------|-------------------------------|------------------------|---------|---------|---------|---------|---------|---------|
| IT                          | Italy                  | National | Maintenance and conversion | Total all land types          | Agreements (n)         | n/a     | n/a     | n/a     | n/a     | n/a     | n/a     |
|                             |                        |          |                            |                               | Supported area (ha)    | n/a     | n/a     | n/a     | 1133705 | 1200594 | 1098198 |
|                             |                        |          |                            |                               | Certified area (ha)    | 1096889 | 1317177 | 1492579 | 1796363 | 1908653 | 1958045 |
|                             |                        |          |                            |                               | % cert. area supported | n/a     | n/a     | n/a     | 63%     | 63%     | 56%     |
|                             |                        |          |                            |                               | Total expenditure (M€) | 211.7   | 200.8   | 295.8   | 330.0   | 375.1   | 386.2   |
|                             |                        |          |                            |                               | ha/agreement           | n/a     | n/a     | n/a     | n/a     | n/a     | n/a     |
|                             |                        |          |                            |                               | €/agreement            | n/a     | n/a     | n/a     | n/a     | n/a     | n/a     |
|                             |                        |          |                            |                               | €/supported ha         | n/a     | n/a     | n/a     | 291     | 312     | 352     |
|                             |                        |          |                            | €/certified ha                | n/a                    | n/a     | n/a     | 184     | 197     | 197     |         |
| LT                          | Lithuania              | National | Maintenance and conversion | Total all land types          | Agreements (n)         | n/a     | n/a     | n/a     | n/a     | n/a     | n/a     |
|                             |                        |          |                            |                               | Supported area (ha)    | n/a     | n/a     | 166756  | 199046  | 184901  | 184117  |
|                             |                        |          |                            |                               | Certified area (ha)    | 152305  | 165885  | 213579  | 221665  | 234134  | 239691  |
|                             |                        |          |                            |                               | % cert. area supported | n/a     | n/a     | 78%     | 90%     | 79%     | 77%     |
|                             |                        |          |                            |                               | Total expenditure (M€) | n/a     | n/a     | 31.3    | 42.9    | 39.2    | 36.2    |
|                             |                        |          |                            |                               | ha/agreement           | n/a     | n/a     | n/a     | n/a     | n/a     | n/a     |
|                             |                        |          |                            |                               | €/agreement            | n/a     | n/a     | n/a     | n/a     | n/a     | n/a     |
|                             |                        |          |                            |                               | €/supported ha         | n/a     | n/a     | 188     | 215     | 212     | 197     |
|                             |                        |          |                            | €/certified ha                | n/a                    | n/a     | 147     | 193     | 167     | 151     |         |
| LU                          | Luxembourg             | National | Conversion                 | Grassland                     | Agreements (n)         | n/a     | n/a     | n/a     | n/a     | n/a     | n/a     |
|                             |                        |          |                            |                               | Supported area (ha)    | n/a     | n/a     | 143     | n/a     | 619     | 857     |
|                             |                        |          |                            |                               | Total expenditure (M€) | n/a     | n/a     | 0.04    | n/a     | 0.17    | 0.23    |
|                             |                        |          |                            |                               | ha/agreement           | n/a     | n/a     | n/a     | n/a     | n/a     | n/a     |
|                             |                        |          |                            |                               | €/agreement            | n/a     | n/a     | n/a     | n/a     | n/a     | n/a     |
|                             |                        |          |                            | €/supported ha                | n/a                    | n/a     | 270     | n/a     | 270     | 270     |         |
|                             |                        |          |                            | Arable crops                  | Agreements (n)         | n/a     | n/a     | n/a     | n/a     | n/a     | n/a     |
|                             |                        |          |                            |                               | Supported area (ha)    | 260     | n/a     | 262     | n/a     | 274     | 352     |
|                             |                        |          |                            |                               | Total expenditure (M€) | 0.05    | n/a     | 0.05    | n/a     | 0.08    | 0.11    |
|                             |                        |          |                            |                               | ha/agreement           | n/a     | n/a     | n/a     | n/a     | n/a     | n/a     |
|                             |                        |          |                            |                               | €/agreement            | n/a     | n/a     | n/a     | n/a     | n/a     | n/a     |
|                             |                        |          |                            | €/supported ha                | 200                    | n/a     | 203     | n/a     | 300     | 300     |         |
|                             |                        |          |                            | Vegetables including potatoes | Agreements (n)         | n/a     | n/a     | n/a     | n/a     | n/a     | n/a     |
|                             |                        |          |                            |                               | Supported area (ha)    | 2       | n/a     | 0       | n/a     | 4       | 21      |
|                             |                        |          |                            |                               | Total expenditure (M€) | 0.00    | n/a     | 0.00    | n/a     | 0.00    | 0.01    |
|                             |                        |          |                            |                               | ha/agreement           | n/a     | n/a     | n/a     | n/a     | n/a     | n/a     |
| €/agreement                 | n/a                    | n/a      | n/a                        |                               | n/a                    | n/a     | n/a     |         |         |         |         |
| €/supported ha              | 650                    | n/a      | n/a                        | n/a                           | 676                    | 704     |         |         |         |         |         |
| Perennials, vines and fruit | Agreements (n)         | n/a      | n/a                        | n/a                           | n/a                    | n/a     | n/a     |         |         |         |         |
|                             | Supported area (ha)    | 23       | n/a                        | 13                            | n/a                    | 16      | 24      |         |         |         |         |
|                             | Total expenditure (M€) | 0.02     | n/a                        | 0.01                          | n/a                    | 0.02    | 0.03    |         |         |         |         |
|                             | ha/agreement           | n/a      | n/a                        | n/a                           | n/a                    | n/a     | n/a     |         |         |         |         |
|                             | €/agreement            | n/a      | n/a                        | n/a                           | n/a                    | n/a     | n/a     |         |         |         |         |
| €/supported ha              | 1000                   | n/a      | 1042                       | n/a                           | 1200                   | 1267    |         |         |         |         |         |
| Total all land types        | Agreements (n)         | n/a      | n/a                        | n/a                           | n/a                    | n/a     | n/a     |         |         |         |         |
|                             | Supported area (ha)    | 286      | n/a                        | 418                           | n/a                    | 913     | 1254    |         |         |         |         |
|                             | Total expenditure (M€) | 0.08     | n/a                        | 0.11                          | n/a                    | 0.27    | 0.38    |         |         |         |         |
|                             | ha/agreement           | n/a      | n/a                        | n/a                           | n/a                    | n/a     | n/a     |         |         |         |         |
|                             | €/agreement            | n/a      | n/a                        | n/a                           | n/a                    | n/a     | n/a     |         |         |         |         |
| €/supported ha              | 268                    | n/a      | 251                        | n/a                           | 297                    | 304     |         |         |         |         |         |

See next page for IT , LT and LU data sources.

IE data sources:

- national government sources for agreement numbers, supported area and land use/conversion status – values for supported area and expenditure differ from CAPID;
- Eurostat for certified area.

| ISO Code                   | Country              | Region                 | Status      | Category                      | Unit                   | 2011 | 2013  | 2015  | 2016 | 2017 | 2018 |
|----------------------------|----------------------|------------------------|-------------|-------------------------------|------------------------|------|-------|-------|------|------|------|
| LU                         | Luxembourg           | National               | Maintenance | Grassland                     | Agreements (n)         | n/a  | n/a   | n/a   | n/a  | n/a  | n/a  |
|                            |                      |                        |             |                               | Supported area (ha)    | n/a  | n/a   | 939   | n/a  | 2456 | 2724 |
|                            |                      |                        |             |                               | Total expenditure (M€) | n/a  | n/a   | 0.21  | n/a  | 0.54 | 0.60 |
|                            |                      |                        |             |                               | ha/agreement           | n/a  | n/a   | n/a   | n/a  | n/a  | n/a  |
|                            |                      |                        |             |                               | €/agreement            | n/a  | n/a   | n/a   | n/a  | n/a  | n/a  |
|                            |                      |                        |             |                               | €/supported ha         | n/a  | n/a   | 220   | n/a  | 220  | 220  |
|                            |                      |                        |             | Arable crops                  | Agreements (n)         | n/a  | n/a   | n/a   | n/a  | n/a  | n/a  |
|                            |                      |                        |             |                               | Supported area (ha)    | 2895 | n/a   | 2071  | n/a  | 1045 | 860  |
|                            |                      |                        |             |                               | Total expenditure (M€) | 0.42 | n/a   | 0.35  | n/a  | 0.24 | 0.21 |
|                            |                      |                        |             |                               | ha/agreement           | n/a  | n/a   | n/a   | n/a  | n/a  | n/a  |
|                            |                      |                        |             |                               | €/agreement            | n/a  | n/a   | n/a   | n/a  | n/a  | n/a  |
|                            |                      |                        |             |                               | €/supported ha         | 146  | n/a   | 168   | n/a  | 229  | 250  |
|                            |                      |                        |             | Vegetables including potatoes | Agreements (n)         | n/a  | n/a   | n/a   | n/a  | n/a  | n/a  |
|                            |                      |                        |             |                               | Supported area (ha)    | 10   | n/a   | 28    | n/a  | 50   | 47   |
|                            |                      |                        |             |                               | Total expenditure (M€) | 0.00 | n/a   | 0.01  | n/a  | 0.02 | 0.03 |
|                            |                      |                        |             |                               | ha/agreement           | n/a  | n/a   | n/a   | n/a  | n/a  | n/a  |
|                            |                      |                        |             |                               | €/agreement            | n/a  | n/a   | n/a   | n/a  | n/a  | n/a  |
|                            |                      |                        |             |                               | €/supported ha         | 450  | n/a   | 449   | n/a  | 481  | 537  |
|                            |                      |                        |             | Perennials, vines and fruit   | Agreements (n)         | n/a  | n/a   | n/a   | n/a  | n/a  | n/a  |
|                            |                      |                        |             |                               | Supported area (ha)    | 30   | n/a   | 47    | n/a  | 58   | 59   |
|                            |                      |                        |             |                               | Total expenditure (M€) | 0.02 | n/a   | 0.04  | n/a  | 0.05 | 0.05 |
|                            |                      |                        |             |                               | ha/agreement           | n/a  | n/a   | n/a   | n/a  | n/a  | n/a  |
|                            |                      |                        |             |                               | €/agreement            | n/a  | n/a   | n/a   | n/a  | n/a  | n/a  |
|                            |                      |                        |             |                               | €/supported ha         | 600  | n/a   | 845   | n/a  | 815  | 873  |
|                            |                      |                        |             | Total all land types          | Agreements (n)         | n/a  | n/a   | n/a   | n/a  | n/a  | n/a  |
|                            |                      |                        |             |                               | Supported area (ha)    | 2936 | n/a   | 3086  | n/a  | 3609 | 3690 |
|                            |                      |                        |             |                               | Total expenditure (M€) | 0.45 | n/a   | 0.61  | n/a  | 0.85 | 0.89 |
|                            |                      |                        |             |                               | ha/agreement           | n/a  | n/a   | n/a   | n/a  | n/a  | n/a  |
|                            |                      |                        |             |                               | €/agreement            | n/a  | n/a   | n/a   | n/a  | n/a  | n/a  |
|                            |                      |                        |             |                               | €/supported ha         | 152  | n/a   | 196   | n/a  | 236  | 241  |
| Maintenance and conversion | Total all land types | Agreements (n)         | 53          | n/a                           | 58                     | n/a  | 71    | 77    |      |      |      |
|                            |                      | Supported area (ha)    | 3222        | n/a                           | 3504                   | n/a  | 4522  | 4938  |      |      |      |
|                            |                      | Certified area (ha)    | 3720        | 4447                          | 4216                   | 4528 | 5444  | 5782  |      |      |      |
|                            |                      | % cert. area supported | 87%         | n/a                           | 83%                    | n/a  | 83%   | 85%   |      |      |      |
|                            |                      | Total expenditure (M€) | 0.5         | n/a                           | 0.7                    | 1.1  | 1.1   | 1.3   |      |      |      |
|                            |                      | ha/agreement           | 61          | n/a                           | 60                     | n/a  | 64    | 64    |      |      |      |
|                            |                      | €/agreement            | 9846        | n/a                           | 12299                  | n/a  | 15460 | 16541 |      |      |      |
|                            |                      | €/supported ha         | 162         | n/a                           | 204                    | n/a  | 243   | 258   |      |      |      |
|                            |                      | €/certified ha         | 140         | n/a                           | 169                    | n/a  | 202   | 220   |      |      |      |

IT data sources:

- CREA for values to 2015, later values at variance with CAPID;
- CAPID for total supported area and expenditure from 2016;
- Eurostat for certified area.

LT data sources:

- CAPID for total supported area and expenditure from 2015;
- Eurostat for certified area.

LU data sources:

- national government sources for agreement numbers (2016 estimated), and land use/conversion status;
- expenditure for sub-categories estimated based on payment rate per ha;
- CAPID for total supported area in 2018 and total expenditure from 2016 to 2018;
- Eurostat for certified area except 2011 (FIBL).

| ISO Code                      | Country                | Region   | Status                      | Category                      | Unit                   | 2011   | 2013   | 2015   | 2016  | 2017   | 2018   |
|-------------------------------|------------------------|----------|-----------------------------|-------------------------------|------------------------|--------|--------|--------|-------|--------|--------|
| LV                            | Latvia                 | National | Conversion                  | Grassland                     | Agreements (n)         | n/a    | n/a    | n/a    | n/a   | n/a    | n/a    |
|                               |                        |          |                             |                               | Supported area (ha)    | n/a    | n/a    | 26047  | n/a   | 18020  | 2819   |
|                               |                        |          |                             |                               | Total expenditure (M€) | n/a    | n/a    | n/a    | n/a   | n/a    | n/a    |
|                               |                        |          |                             |                               | ha/agreement           | n/a    | n/a    | n/a    | n/a   | n/a    | n/a    |
|                               |                        |          |                             |                               | €/agreement            | n/a    | n/a    | n/a    | n/a   | n/a    | n/a    |
|                               |                        |          |                             |                               | €/supported ha         | n/a    | n/a    | n/a    | n/a   | n/a    | n/a    |
|                               |                        |          |                             | Arable crops                  | Agreements (n)         | n/a    | n/a    | n/a    | n/a   | n/a    | n/a    |
|                               |                        |          |                             |                               | Supported area (ha)    | n/a    | n/a    | 6253   | n/a   | 7808   | 1427   |
|                               |                        |          |                             |                               | Total expenditure (M€) | n/a    | n/a    | n/a    | n/a   | n/a    | n/a    |
|                               |                        |          |                             |                               | ha/agreement           | n/a    | n/a    | n/a    | n/a   | n/a    | n/a    |
|                               |                        |          |                             |                               | €/agreement            | n/a    | n/a    | n/a    | n/a   | n/a    | n/a    |
|                               |                        |          |                             |                               | €/supported ha         | n/a    | n/a    | n/a    | n/a   | n/a    | n/a    |
|                               |                        |          |                             | Vegetables including potatoes | Agreements (n)         | n/a    | n/a    | n/a    | n/a   | n/a    | n/a    |
|                               |                        |          |                             |                               | Supported area (ha)    | n/a    | n/a    | 144    | n/a   | 258    | 160    |
|                               |                        |          |                             |                               | Total expenditure (M€) | n/a    | n/a    | n/a    | n/a   | n/a    | n/a    |
|                               |                        |          |                             |                               | ha/agreement           | n/a    | n/a    | n/a    | n/a   | n/a    | n/a    |
|                               |                        |          |                             |                               | €/agreement            | n/a    | n/a    | n/a    | n/a   | n/a    | n/a    |
|                               |                        |          |                             |                               | €/supported ha         | n/a    | n/a    | n/a    | n/a   | n/a    | n/a    |
|                               |                        |          | Perennials, vines and fruit | Agreements (n)                | n/a                    | n/a    | n/a    | n/a    | n/a   | n/a    |        |
|                               |                        |          |                             | Supported area (ha)           | n/a                    | n/a    | 180    | n/a    | 1120  | 945    |        |
|                               |                        |          |                             | Total expenditure (M€)        | n/a                    | n/a    | n/a    | n/a    | n/a   | n/a    |        |
|                               |                        |          |                             | ha/agreement                  | n/a                    | n/a    | n/a    | n/a    | n/a   | n/a    |        |
|                               |                        |          |                             | €/agreement                   | n/a                    | n/a    | n/a    | n/a    | n/a   | n/a    |        |
|                               |                        |          |                             | €/supported ha                | n/a                    | n/a    | n/a    | n/a    | n/a   | n/a    |        |
|                               |                        |          | Total all land types        | Agreements (n)                | n/a                    | n/a    | 657    | n/a    | 736   | 211    |        |
|                               |                        |          |                             | Supported area (ha)           | n/a                    | n/a    | 32724  | n/a    | 27206 | 5351   |        |
|                               |                        |          |                             | Total expenditure (M€)        | n/a                    | n/a    | 3.50   | n/a    | 3.20  | 0.88   |        |
|                               |                        |          |                             | ha/agreement                  | n/a                    | n/a    | 49.8   | n/a    | 37.0  | 25.4   |        |
|                               |                        |          |                             | €/agreement                   | n/a                    | n/a    | 5324   | n/a    | 4352  | 4165   |        |
|                               |                        |          |                             | €/supported ha                | n/a                    | n/a    | 107    | n/a    | 118   | 164    |        |
|                               |                        |          | Maintenance                 | Grassland                     | Agreements (n)         | n/a    | n/a    | n/a    | n/a   | n/a    |        |
|                               |                        |          |                             |                               | Supported area (ha)    | n/a    | n/a    | 147676 | n/a   | 162614 | 177601 |
|                               |                        |          |                             |                               | Total expenditure (M€) | n/a    | n/a    | n/a    | n/a   | n/a    | n/a    |
|                               |                        |          |                             |                               | ha/agreement           | n/a    | n/a    | n/a    | n/a   | n/a    | n/a    |
|                               |                        |          |                             |                               | €/agreement            | n/a    | n/a    | n/a    | n/a   | n/a    | n/a    |
|                               |                        |          |                             |                               | €/supported ha         | n/a    | n/a    | n/a    | n/a   | n/a    | n/a    |
|                               |                        |          |                             | Arable crops                  | Agreements (n)         | n/a    | n/a    | n/a    | n/a   | n/a    | n/a    |
|                               |                        |          |                             |                               | Supported area (ha)    | n/a    | n/a    | 41733  | n/a   | 68643  | 74929  |
|                               |                        |          |                             |                               | Total expenditure (M€) | n/a    | n/a    | n/a    | n/a   | n/a    | n/a    |
|                               |                        |          |                             |                               | ha/agreement           | n/a    | n/a    | n/a    | n/a   | n/a    | n/a    |
|                               |                        |          |                             |                               | €/agreement            | n/a    | n/a    | n/a    | n/a   | n/a    | n/a    |
|                               |                        |          |                             |                               | €/supported ha         | n/a    | n/a    | n/a    | n/a   | n/a    | n/a    |
| Vegetables including potatoes | Agreements (n)         | n/a      |                             | n/a                           | n/a                    | n/a    | n/a    | n/a    |       |        |        |
|                               | Supported area (ha)    | n/a      |                             | n/a                           | 1992                   | n/a    | 1423   | 1499   |       |        |        |
|                               | Total expenditure (M€) | n/a      |                             | n/a                           | n/a                    | n/a    | n/a    | n/a    |       |        |        |
|                               | ha/agreement           | n/a      |                             | n/a                           | n/a                    | n/a    | n/a    | n/a    |       |        |        |
|                               | €/agreement            | n/a      |                             | n/a                           | n/a                    | n/a    | n/a    | n/a    |       |        |        |
|                               | €/supported ha         | n/a      |                             | n/a                           | n/a                    | n/a    | n/a    | n/a    |       |        |        |
| Perennials, vines and fruit   | Agreements (n)         | n/a      | n/a                         | n/a                           | n/a                    | n/a    | n/a    |        |       |        |        |
|                               | Supported area (ha)    | n/a      | n/a                         | 1034                          | n/a                    | 1194   | 1608   |        |       |        |        |
|                               | Total expenditure (M€) | n/a      | n/a                         | n/a                           | n/a                    | n/a    | n/a    |        |       |        |        |
|                               | ha/agreement           | n/a      | n/a                         | n/a                           | n/a                    | n/a    | n/a    |        |       |        |        |
|                               | €/agreement            | n/a      | n/a                         | n/a                           | n/a                    | n/a    | n/a    |        |       |        |        |
|                               | €/supported ha         | n/a      | n/a                         | n/a                           | n/a                    | n/a    | n/a    |        |       |        |        |
| Total all land types          | Agreements (n)         | n/a      | n/a                         | 2916                          | n/a                    | 3346   | 3801   |        |       |        |        |
|                               | Supported area (ha)    | n/a      | n/a                         | 192435                        | n/a                    | 233874 | 255637 |        |       |        |        |
|                               | Total expenditure (M€) | n/a      | n/a                         | 20.49                         | n/a                    | 24.62  | 26.25  |        |       |        |        |
|                               | ha/agreement           | n/a      | n/a                         | 66.0                          | n/a                    | 69.9   | 67.3   |        |       |        |        |
|                               | €/agreement            | n/a      | n/a                         | 7026                          | n/a                    | 7358   | 6905   |        |       |        |        |
|                               | €/supported ha         | n/a      | n/a                         | 106                           | n/a                    | 105    | 103    |        |       |        |        |

| ISO Code               | Country | Region   | Status                     | Category                    | Unit                   | 2011   | 2013   | 2015   | 2016   | 2017   | 2018   |     |     |     |     |
|------------------------|---------|----------|----------------------------|-----------------------------|------------------------|--------|--------|--------|--------|--------|--------|-----|-----|-----|-----|
| LV                     | Latvia  | National | Maintenance and conversion | Grassland                   | Agreements (n)         | n/a    | n/a    | n/a    | n/a    | n/a    | n/a    |     |     |     |     |
|                        |         |          |                            |                             | Supported area (ha)    | 77701  | 79039  | 173723 | n/a    | 180634 | 180420 |     |     |     |     |
|                        |         |          |                            |                             | Total expenditure (M€) | n/a    | n/a    | n/a    | n/a    | n/a    | n/a    |     |     |     |     |
|                        |         |          |                            |                             | ha/agreement           | n/a    | n/a    | n/a    | n/a    | n/a    | n/a    |     |     |     |     |
|                        |         |          |                            |                             | €/agreement            | n/a    | n/a    | n/a    | n/a    | n/a    | n/a    |     |     |     |     |
|                        |         |          |                            |                             | €/supported ha         | n/a    | n/a    | n/a    | n/a    | n/a    | n/a    |     |     |     |     |
|                        |         |          |                            | Arable crops                | Agreements (n)         | n/a    | n/a    | n/a    | n/a    | n/a    | n/a    | n/a | n/a | n/a | n/a |
|                        |         |          |                            |                             | Supported area (ha)    | 99856  | 94643  | 47986  | n/a    | 76451  | 76356  |     |     |     |     |
|                        |         |          |                            |                             | Total expenditure (M€) | n/a    | n/a    | n/a    | n/a    | n/a    | n/a    |     |     |     |     |
|                        |         |          |                            |                             | ha/agreement           | n/a    | n/a    | n/a    | n/a    | n/a    | n/a    |     |     |     |     |
|                        |         |          |                            |                             | €/agreement            | n/a    | n/a    | n/a    | n/a    | n/a    | n/a    |     |     |     |     |
|                        |         |          |                            |                             | €/supported ha         | n/a    | n/a    | n/a    | n/a    | n/a    | n/a    |     |     |     |     |
|                        |         |          |                            | Vegetables incl. potatoes   | Agreements (n)         | n/a    | n/a    | n/a    | n/a    | n/a    | n/a    | n/a | n/a | n/a |     |
|                        |         |          |                            |                             | Supported area (ha)    | 3315   | 1650   | 2136   | n/a    | 1681   | 1659   |     |     |     |     |
|                        |         |          |                            |                             | Total expenditure (M€) | n/a    | n/a    | n/a    | n/a    | n/a    | n/a    |     |     |     |     |
|                        |         |          |                            |                             | ha/agreement           | n/a    | n/a    | n/a    | n/a    | n/a    | n/a    |     |     |     |     |
|                        |         |          |                            |                             | €/agreement            | n/a    | n/a    | n/a    | n/a    | n/a    | n/a    |     |     |     |     |
|                        |         |          |                            |                             | €/supported ha         | n/a    | n/a    | n/a    | n/a    | n/a    | n/a    |     |     |     |     |
|                        |         |          |                            | Perennials, vines and fruit | Agreements (n)         | n/a    | n/a    | n/a    | n/a    | n/a    | n/a    | n/a | n/a | n/a |     |
|                        |         |          |                            |                             | Supported area (ha)    | 755    | 714    | 1214   | n/a    | 2314   | 2553   |     |     |     |     |
|                        |         |          |                            |                             | Total expenditure (M€) | n/a    | n/a    | n/a    | n/a    | n/a    | n/a    |     |     |     |     |
|                        |         |          |                            |                             | ha/agreement           | n/a    | n/a    | n/a    | n/a    | n/a    | n/a    |     |     |     |     |
|                        |         |          |                            |                             | €/agreement            | n/a    | n/a    | n/a    | n/a    | n/a    | n/a    |     |     |     |     |
|                        |         |          |                            |                             | €/supported ha         | n/a    | n/a    | n/a    | n/a    | n/a    | n/a    |     |     |     |     |
|                        |         |          |                            | Total all land types        | Agreements (n)         | 3440   | 3386   | 3573   | n/a    | 4082   | 4012   |     |     |     |     |
|                        |         |          |                            |                             | Supported area (ha)    | 181627 | 176046 | 224057 | 256772 | 261080 | 260988 |     |     |     |     |
|                        |         |          |                            |                             | Certified area (ha)    | 184096 | 185752 | 231608 | 259146 | 268870 | 280383 |     |     |     |     |
|                        |         |          |                            |                             | % cert. area supported | 99%    | 95%    | 97%    | 99%    | 97%    | 93%    |     |     |     |     |
| Total expenditure (M€) | 21.3    | 21.5     | 23.7                       |                             | 28.1                   | 27.9   | 27.9   |        |        |        |        |     |     |     |     |
| ha/agreement           | 53      | 52       | 63                         |                             | n/a                    | 64     | 65     |        |        |        |        |     |     |     |     |
| €/agreement            | 6179    | 6361     | 6621                       |                             | n/a                    | 6833   | 6948   |        |        |        |        |     |     |     |     |
| €/supported ha         | 117     | 122      | 106                        |                             | 110                    | 107    | 107    |        |        |        |        |     |     |     |     |
| €/certified ha         | 115     | 116      | 102                        |                             | 109                    | 104    | 99     |        |        |        |        |     |     |     |     |

LV data sources:

- national government sources for agreement numbers, and land use/conversion status;
- CAPID for total supported area and total expenditure from 2015;
- Eurostat for certified area.

| ISO Code | Country     | Region                     | Status                     | Category               | Unit                   | 2011  | 2013  | 2015  | 2016  | 2017  | 2018  |
|----------|-------------|----------------------------|----------------------------|------------------------|------------------------|-------|-------|-------|-------|-------|-------|
| MT       | Malta       | National                   | Conversion                 | Total all land types   | Agreements (n)         | n/a   | n/a   | n/a   | n/a   | n/a   | 4     |
|          |             |                            |                            |                        | Supported area (ha)    | n/a   | n/a   | n/a   | n/a   | n/a   | 3.4   |
|          |             |                            |                            |                        | Total expenditure (M€) | n/a   | n/a   | n/a   | n/a   | n/a   | 0.00  |
|          |             |                            |                            |                        | ha/agreement           | n/a   | n/a   | n/a   | n/a   | n/a   | 0.9   |
|          |             |                            |                            |                        | €/agreement            | n/a   | n/a   | n/a   | n/a   | n/a   | 279   |
|          |             |                            |                            |                        | €/supported ha         | n/a   | n/a   | n/a   | n/a   | n/a   | 328   |
|          |             |                            | Maintenance                | Total all land types   | Agreements (n)         | n/a   | n/a   | n/a   | n/a   | n/a   | 2     |
|          |             |                            |                            |                        | Supported area (ha)    | n/a   | n/a   | n/a   | n/a   | n/a   | 2.9   |
|          |             |                            |                            |                        | Total expenditure (M€) | n/a   | n/a   | n/a   | n/a   | n/a   | 0.00  |
|          |             |                            |                            |                        | ha/agreement           | n/a   | n/a   | n/a   | n/a   | n/a   | 1.5   |
|          |             |                            |                            |                        | €/agreement            | n/a   | n/a   | n/a   | n/a   | n/a   | 622   |
|          |             |                            |                            |                        | €/supported ha         | n/a   | n/a   | n/a   | n/a   | n/a   | 429   |
|          |             | Maintenance and conversion | Total all land types       | Agreements (n)         | n/a                    | n/a   | n/a   | n/a   | n/a   | 6     |       |
|          |             |                            |                            | Supported area (ha)    | n/a                    | n/a   | n/a   | n/a   | n/a   | 6.3   |       |
|          |             |                            |                            | Certified area (ha)    | 23                     | 7     | 30    | 24    | 41    | 47    |       |
|          |             |                            |                            | % cert. area supported | n/a                    | n/a   | n/a   | n/a   | n/a   | 13%   |       |
|          |             |                            |                            | Total expenditure (M€) | n/a                    | n/a   | n/a   | n/a   | n/a   | 0.002 |       |
|          |             |                            |                            | ha/agreement           | n/a                    | n/a   | n/a   | n/a   | n/a   | 1.1   |       |
|          |             |                            |                            | €/agreement            | n/a                    | n/a   | n/a   | n/a   | n/a   | 393   |       |
|          |             |                            |                            | €/supported ha         | n/a                    | n/a   | n/a   | n/a   | n/a   | 374   |       |
|          |             |                            |                            | €/certified ha         | n/a                    | n/a   | n/a   | n/a   | n/a   | 50    |       |
| NL       | Netherlands | National                   | Maintenance and conversion | Total all land types   | Agreements (n)         | 0     | 0     | 0     | 0     | 0     | 0     |
|          |             |                            |                            |                        | Supported area (ha)    | 0     | 0     | 0     | 0     | 0     | 0     |
|          |             |                            |                            |                        | Certified area (ha)    | 47205 | 48936 | 49273 | 54350 | 59209 | 63809 |
|          |             |                            |                            |                        | % cert. area supported | 0     | 0     | 0     | 0     | 0     | 0     |
|          |             |                            |                            |                        | Total expenditure (M€) | 0     | 0     | 0     | 0     | 0     | 0     |
|          |             |                            |                            |                        | ha/agreement           | 0     | 0     | 0     | 0     | 0     | 0     |
|          |             |                            |                            |                        | €/agreement            | 0     | 0     | 0     | 0     | 0     | 0     |
|          |             |                            |                            |                        | €/supported ha         | 0     | 0     | 0     | 0     | 0     | 0     |
|          |             |                            |                            |                        | €/certified ha         | 0     | 0     | 0     | 0     | 0     | 0     |

MT data sources:

- national government sources for agreement numbers, and land use/conversion status;
- Eurostat for certified area.

NL data sources:

- no organic support payments available throughout period;
- Eurostat for certified area.

| ISO Code | Country | Region   | Status     | Category                      | Unit                   | 2011 | 2013 | 2015  | 2016  | 2017  | 2018  |
|----------|---------|----------|------------|-------------------------------|------------------------|------|------|-------|-------|-------|-------|
| PL       | Poland  | National | Conversion | Arable                        | Agreements (n)         | n/a  | n/a  | 944   | 1699  | 1992  | 2301  |
|          |         |          |            |                               | Supported area (ha)    | n/a  | n/a  | 13329 | 23308 | 32324 | 41122 |
|          |         |          |            |                               | Total expenditure (M€) | n/a  | n/a  | 0     | 2.8   | 5.0   | 6.8   |
|          |         |          |            |                               | ha/agreement           | n/a  | n/a  | 14.1  | 13.7  | 16.2  | 17.9  |
|          |         |          |            |                               | €/agreement            | n/a  | n/a  | 0     | 1641  | 2522  | 2969  |
|          |         |          |            |                               | €/supported ha         | n/a  | n/a  | 0     | 120   | 155   | 166   |
|          |         |          |            | Arable fodder and forage      | Agreements (n)         | n/a  | n/a  | 676   | 1067  | 1001  | 1600  |
|          |         |          |            |                               | Supported area (ha)    | n/a  | n/a  | 8575  | 12936 | 11495 | 17549 |
|          |         |          |            |                               | Total expenditure (M€) | n/a  | n/a  | 0     | 1.4   | 2.3   | 2.2   |
|          |         |          |            |                               | ha/agreement           | n/a  | n/a  | 12.7  | 12.1  | 11.5  | 11.0  |
|          |         |          |            |                               | €/agreement            | n/a  | n/a  | 0     | 1344  | 2331  | 1368  |
|          |         |          |            |                               | €/supported ha         | n/a  | n/a  | 0     | 111   | 203   | 125   |
|          |         |          |            | Permanent grassland           | Agreements (n)         | n/a  | n/a  | 389   | 652   | 709   | 1086  |
|          |         |          |            |                               | Supported area (ha)    | n/a  | n/a  | 2664  | 4404  | 4872  | 8382  |
|          |         |          |            |                               | Total expenditure (M€) | n/a  | n/a  | 0     | 0.3   | 0.5   | 0.5   |
|          |         |          |            |                               | ha/agreement           | n/a  | n/a  | 6.8   | 6.8   | 6.9   | 7.7   |
|          |         |          |            |                               | €/agreement            | n/a  | n/a  | 0     | 411   | 706   | 482   |
|          |         |          |            |                               | €/supported ha         | n/a  | n/a  | 0     | 61    | 103   | 62    |
|          |         |          |            | Vegetables including potatoes | Agreements (n)         | n/a  | n/a  | 470   | 839   | 674   | 809   |
|          |         |          |            |                               | Supported area (ha)    | n/a  | n/a  | 5832  | 12445 | 7218  | 8919  |
|          |         |          |            |                               | Total expenditure (M€) | n/a  | n/a  | 0     | 2.0   | 4.3   | 2.5   |
|          |         |          |            |                               | ha/agreement           | n/a  | n/a  | 12.4  | 14.8  | 10.7  | 11.0  |
|          |         |          |            |                               | €/agreement            | n/a  | n/a  | 0     | 2354  | 6414  | 3134  |
|          |         |          |            |                               | €/supported ha         | n/a  | n/a  | 0     | 159   | 599   | 284   |
|          |         |          |            | Herbs                         | Agreements (n)         | n/a  | n/a  | 35    | 120   | 318   | 535   |
|          |         |          |            |                               | Supported area (ha)    | n/a  | n/a  | 484   | 2152  | 6350  | 9436  |
|          |         |          |            |                               | Total expenditure (M€) | n/a  | n/a  | 0     | 0.1   | 0.6   | 2.0   |
|          |         |          |            |                               | ha/agreement           | n/a  | n/a  | 13.8  | 17.9  | 20.0  | 17.6  |
|          |         |          |            |                               | €/agreement            | n/a  | n/a  | 0     | 1110  | 2005  | 3695  |
|          |         |          |            |                               | €/supported ha         | n/a  | n/a  | 0     | 62    | 100   | 209   |
|          |         |          |            | Orchards (all)                | Agreements (n)         | n/a  | n/a  | 241   | 508   | 789   | 1020  |
|          |         |          |            |                               | Supported area (ha)    | n/a  | n/a  | 1097  | 2621  | 3869  | 5686  |
|          |         |          |            |                               | Total expenditure (M€) | n/a  | n/a  | 0     | 0.5   | 1.0   | 1.6   |
|          |         |          |            |                               | ha/agreement           | n/a  | n/a  | 4.6   | 5.2   | 4.9   | 5.6   |
|          |         |          |            |                               | €/agreement            | n/a  | n/a  | 0     | 929   | 1323  | 1598  |
|          |         |          |            |                               | €/supported ha         | n/a  | n/a  | 0     | 180   | 270   | 287   |
|          |         |          |            | All land types (total)        | Agreements (n)         | n/a  | n/a  | 1811  | 3186  | 3491  | 5050  |
|          |         |          |            |                               | Supported area (ha)    | n/a  | n/a  | 31981 | 57866 | 66128 | 91094 |
|          |         |          |            |                               | Total expenditure (M€) | n/a  | n/a  | 0.0   | 7.1   | 13.9  | 15.7  |
|          |         |          |            |                               | ha/agreement           | n/a  | n/a  | 17.7  | 18.2  | 18.9  | 18.0  |
|          |         |          |            |                               | €/agreement            | n/a  | n/a  | 0     | 2219  | 3971  | 3106  |
|          |         |          |            |                               | €/supported ha         | n/a  | n/a  | 0     | 122   | 210   | 172   |

See page 104 for PL data sources.

| ISO Code               | Country                | Region   | Status      | Category                      | Unit                   | 2011   | 2013   | 2015  | 2016  | 2017  | 2018   |
|------------------------|------------------------|----------|-------------|-------------------------------|------------------------|--------|--------|-------|-------|-------|--------|
| PL                     | Poland                 | National | Maintenance | Arable                        | Agreements (n)         | n/a    | n/a    | 1709  | 2839  | 4700  | 6698   |
|                        |                        |          |             |                               | Supported area (ha)    | n/a    | n/a    | 29125 | 44511 | 76673 | 109811 |
|                        |                        |          |             |                               | Total expenditure (M€) | n/a    | n/a    | 0     | 5.0   | 7.9   | 14.1   |
|                        |                        |          |             |                               | ha/agreement           | n/a    | n/a    | 17.0  | 15.7  | 16.3  | 16.4   |
|                        |                        |          |             |                               | €/agreement            | n/a    | n/a    | 0     | 1747  | 1685  | 2108   |
|                        |                        |          |             |                               | €/supported ha         | n/a    | n/a    | 0     | 111   | 103   | 129    |
|                        |                        |          |             | Arable fodder and forage      | Agreements (n)         | n/a    | n/a    | 1282  | 1927  | 3071  | 5092   |
|                        |                        |          |             |                               | Supported area (ha)    | n/a    | n/a    | 17404 | 26133 | 41113 | 71728  |
|                        |                        |          |             |                               | Total expenditure (M€) | n/a    | n/a    | 0     | 2.1   | 3.4   | 5.6    |
|                        |                        |          |             |                               | ha/agreement           | n/a    | n/a    | 13.6  | 13.6  | 13.4  | 14.1   |
|                        |                        |          |             |                               | €/agreement            | n/a    | n/a    | 0     | 1102  | 1114  | 1093   |
|                        |                        |          |             |                               | €/supported ha         | n/a    | n/a    | 0     | 81    | 83    | 78     |
|                        |                        |          |             | Permanent grassland           | Agreements (n)         | n/a    | n/a    | 1037  | 1589  | 2329  | 3697   |
|                        |                        |          |             |                               | Supported area (ha)    | n/a    | n/a    | 8025  | 11257 | 16332 | 28457  |
|                        |                        |          |             |                               | Total expenditure (M€) | n/a    | n/a    | 0     | 0.8   | 1.1   | 1.7    |
|                        |                        |          |             |                               | ha/agreement           | n/a    | n/a    | 7.7   | 7.1   | 7.0   | 7.7    |
|                        |                        |          |             |                               | €/agreement            | n/a    | n/a    | 0     | 477   | 487   | 455    |
|                        |                        |          |             |                               | €/supported ha         | n/a    | n/a    | 0     | 67    | 69    | 59     |
|                        |                        |          |             | Vegetables including potatoes | Agreements (n)         | n/a    | n/a    | 898   | 1528  | 2115  | 2841   |
|                        |                        |          |             |                               | Supported area (ha)    | n/a    | n/a    | 5335  | 11925 | 12216 | 13328  |
|                        |                        |          |             |                               | Total expenditure (M€) | n/a    | n/a    | 0     | 1.6   | 3.6   | 3.7    |
|                        |                        |          |             |                               | ha/agreement           | n/a    | n/a    | 5.9   | 7.8   | 5.8   | 4.7    |
|                        |                        |          |             |                               | €/agreement            | n/a    | n/a    | 0     | 1018  | 1680  | 1287   |
|                        |                        |          |             |                               | €/supported ha         | n/a    | n/a    | 0     | 130   | 291   | 274    |
|                        |                        |          |             | Herbs                         | Agreements (n)         | n/a    | n/a    | 36    | 152   | 530   | 766    |
|                        |                        |          |             |                               | Supported area (ha)    | n/a    | n/a    | 330   | 2798  | 12265 | 17927  |
|                        |                        |          |             |                               | Total expenditure (M€) | n/a    | n/a    | 0     | 0.1   | 0.8   | 3.8    |
|                        |                        |          |             |                               | ha/agreement           | n/a    | n/a    | 9.2   | 18.4  | 23.1  | 23.4   |
|                        |                        |          |             |                               | €/agreement            | n/a    | n/a    | 0     | 681   | 1584  | 4926   |
|                        |                        |          |             |                               | €/supported ha         | n/a    | n/a    | 0     | 37    | 68    | 210    |
|                        |                        |          |             | Orchards (all)                | Agreements (n)         | n/a    | n/a    | 731   | 1154  | 1742  | 2100   |
|                        |                        |          |             |                               | Supported area (ha)    | n/a    | n/a    | 3565  | 4991  | 8559  | 9536   |
|                        |                        |          |             |                               | Total expenditure (M€) | n/a    | n/a    | 0     | 1.1   | 1.6   | 2.8    |
|                        |                        |          |             |                               | ha/agreement           | n/a    | n/a    | 4.9   | 4.3   | 4.9   | 4.5    |
|                        |                        |          |             |                               | €/agreement            | n/a    | n/a    | 0     | 981   | 940   | 1312   |
|                        |                        |          |             |                               | €/supported ha         | n/a    | n/a    | 0     | 227   | 191   | 289    |
| All land types (total) | Agreements (n)         | n/a      | n/a         | 3984                          | 6350                   | 9787   | 14496  |       |       |       |        |
|                        | Supported area (ha)    | n/a      | n/a         | 63784                         | 101615                 | 167158 | 250787 |       |       |       |        |
|                        | Total expenditure (M€) | n/a      | n/a         | 0.0                           | 10.6                   | 18.5   | 31.5   |       |       |       |        |
|                        | ha/agreement           | n/a      | n/a         | 16.0                          | 16.0                   | 17.1   | 17.3   |       |       |       |        |
|                        | €/agreement            | n/a      | n/a         | 0                             | 1675                   | 1891   | 2176   |       |       |       |        |
|                        | €/supported ha         | n/a      | n/a         | 0                             | 105                    | 111    | 126    |       |       |       |        |

See page 104 for PL data sources.

| ISO Code               | Country                | Region   | Status                     | Category                      | Unit                   | 2011   | 2013   | 2015  | 2016  | 2017   | 2018   |
|------------------------|------------------------|----------|----------------------------|-------------------------------|------------------------|--------|--------|-------|-------|--------|--------|
| PL                     | Poland                 | National | Maintenance and conversion | Arable                        | Agreements (n)         | n/a    | n/a    | 2653  | 4538  | 6692   | 8999   |
|                        |                        |          |                            |                               | Supported area (ha)    | n/a    | n/a    | 42454 | 67819 | 108997 | 150933 |
|                        |                        |          |                            |                               | Total expenditure (M€) | n/a    | n/a    | 0.0   | 7.7   | 12.9   | 20.9   |
|                        |                        |          |                            |                               | ha/agreement           | n/a    | n/a    | 16.0  | 14.9  | 16.3   | 16.8   |
|                        |                        |          |                            |                               | €/agreement            | n/a    | n/a    | 0     | 1708  | 1934   | 2328   |
|                        |                        |          |                            |                               | €/supported ha         | n/a    | n/a    | 0     | 114   | 119    | 139    |
|                        |                        |          |                            | Arable fodder and forage      | Agreements (n)         | n/a    | n/a    | 1958  | 2994  | 4072   | 6692   |
|                        |                        |          |                            |                               | Supported area (ha)    | n/a    | n/a    | 25979 | 39069 | 52608  | 89277  |
|                        |                        |          |                            |                               | Total expenditure (M€) | n/a    | n/a    | 0.0   | 3.6   | 5.8    | 7.8    |
|                        |                        |          |                            |                               | ha/agreement           | n/a    | n/a    | 13.3  | 13.0  | 12.9   | 13.3   |
|                        |                        |          |                            |                               | €/agreement            | n/a    | n/a    | 0     | 1188  | 1413   | 1159   |
|                        |                        |          |                            |                               | €/supported ha         | n/a    | n/a    | 0     | 91    | 109    | 87     |
|                        |                        |          |                            | Permanent grassland           | Agreements (n)         | n/a    | n/a    | 1426  | 2241  | 3038   | 4783   |
|                        |                        |          |                            |                               | Supported area (ha)    | n/a    | n/a    | 10689 | 15661 | 21204  | 36839  |
|                        |                        |          |                            |                               | Total expenditure (M€) | n/a    | n/a    | 0.0   | 1.0   | 1.6    | 2.2    |
|                        |                        |          |                            |                               | ha/agreement           | n/a    | n/a    | 7.5   | 7.0   | 7.0    | 7.7    |
|                        |                        |          |                            |                               | €/agreement            | n/a    | n/a    | 0     | 458   | 538    | 461    |
|                        |                        |          |                            |                               | €/supported ha         | n/a    | n/a    | 0     | 65    | 77     | 60     |
|                        |                        |          |                            | Vegetables including potatoes | Agreements (n)         | n/a    | n/a    | 1368  | 2367  | 2789   | 3650   |
|                        |                        |          |                            |                               | Supported area (ha)    | n/a    | n/a    | 11167 | 24370 | 19434  | 22247  |
|                        |                        |          |                            |                               | Total expenditure (M€) | n/a    | n/a    | 0.0   | 3.5   | 7.9    | 6.2    |
|                        |                        |          |                            |                               | ha/agreement           | n/a    | n/a    | 8.2   | 10.3  | 7.0    | 6.1    |
|                        |                        |          |                            |                               | €/agreement            | n/a    | n/a    | 0     | 1492  | 2824   | 1696   |
|                        |                        |          |                            |                               | €/supported ha         | n/a    | n/a    | 0     | 145   | 405    | 278    |
|                        |                        |          |                            | Herbs                         | Agreements (n)         | n/a    | n/a    | 71    | 272   | 848    | 1301   |
|                        |                        |          |                            |                               | Supported area (ha)    | n/a    | n/a    | 814   | 4950  | 18615  | 27363  |
|                        |                        |          |                            |                               | Total expenditure (M€) | n/a    | n/a    | 0.0   | 0.2   | 1.5    | 5.8    |
|                        |                        |          |                            |                               | ha/agreement           | n/a    | n/a    | 11.5  | 18.2  | 22.0   | 21.0   |
|                        |                        |          |                            |                               | €/agreement            | n/a    | n/a    | 0     | 870   | 1742   | 4420   |
|                        |                        |          |                            |                               | €/supported ha         | n/a    | n/a    | 0     | 48    | 79     | 210    |
|                        |                        |          |                            | Orchards (all)                | Agreements (n)         | n/a    | n/a    | 972   | 1662  | 2531   | 3120   |
|                        |                        |          |                            |                               | Supported area (ha)    | n/a    | n/a    | 4662  | 7612  | 12428  | 15222  |
|                        |                        |          |                            |                               | Total expenditure (M€) | n/a    | n/a    | 0.0   | 1.6   | 2.7    | 4.4    |
| ha/agreement           | n/a                    | n/a      | 4.8                        |                               | 4.6                    | 4.9    | 4.9    |       |       |        |        |
| €/agreement            | n/a                    | n/a      | 0                          |                               | 965                    | 1059   | 1405   |       |       |        |        |
| €/supported ha         | n/a                    | n/a      | 0                          |                               | 211                    | 216    | 288    |       |       |        |        |
| All land types (total) | Agreements (n)         | n/a      | n/a                        | 3944                          | 6977                   | 10324  | 14321  |       |       |        |        |
|                        | Supported area (ha)    | n/a      | n/a                        | 95765                         | 159481                 | 233286 | 341881 |       |       |        |        |
|                        | Certified area (ha)    | 609412   | 669863                     | 580731                        | 536579                 | 494978 | 484676 |       |       |        |        |
|                        | % cert. area supported | n/a      | n/a                        | 16%                           | 30%                    | 47%    | 71%    |       |       |        |        |
|                        | Total expenditure (M€) | n/a      | n/a                        | 0.0                           | 17.7                   | 32.4   | 47.2   |       |       |        |        |
|                        | ha/agreement           | n/a      | n/a                        | 24.3                          | 22.9                   | 22.6   | 23.9   |       |       |        |        |
|                        | €/agreement            | n/a      | n/a                        | 0                             | 2537                   | 3135   | 3298   |       |       |        |        |
|                        | €/supported ha         | n/a      | n/a                        | 0                             | 111                    | 139    | 138    |       |       |        |        |
|                        | €/certified ha         | n/a      | n/a                        | 0                             | 33                     | 65     | 97     |       |       |        |        |

## PL data sources:

- national government sources for agreement numbers (data for 2014-2020 agreements only, total number of agreements adjusted for double counting in sub-categories), and land use/conversion status;
- expenditure data for sub-categories originally showed cumulative expenditure, here adjusted for prior year values (2019 average exchange rate 4.29815 PLN/EUR used for expenditure data);
- national government data used for total supported area and total expenditure – significant differences to CAPID values not explained;
- Eurostat for certified area.



| ISO Code                      | Country                | Region   | Status                     | Category             | Unit                   | 2011    | 2013     | 2015       | 2016                | 2017           | 2018   |
|-------------------------------|------------------------|----------|----------------------------|----------------------|------------------------|---------|----------|------------|---------------------|----------------|--------|
| PT                            | Potugal                | National | Maintenance and conversion | Total all land types | Agreements (n)         | n/a     | n/a      | n/a        | n/a                 | n/a            | n/a    |
|                               |                        |          |                            |                      | Supported area (ha)    | n/a     | n/a      | 202601     | 203866              | 204750         | 205553 |
|                               |                        |          |                            |                      | Certified area (ha)    | 219683  | 197295   | 241375     | 245052              | 253786         | 213118 |
|                               |                        |          |                            |                      | % cert. area supported | n/a     | n/a      | 84%        | 83%                 | 81%            | 96%    |
|                               |                        |          |                            |                      | Total expenditure (M€) | n/a     | n/a      | 26.4       | 26.8                | 26.8           | 25.5   |
|                               |                        |          |                            |                      | ha/agreement           | n/a     | n/a      | n/a        | n/a                 | n/a            | n/a    |
|                               |                        |          |                            |                      | €/agreement            | n/a     | n/a      | n/a        | n/a                 | n/a            | n/a    |
|                               |                        |          |                            |                      | €/supported ha         | n/a     | n/a      | 130        | 131                 | 131            | 124    |
|                               |                        |          |                            |                      | €/certified ha         | n/a     | n/a      | 109        | 109                 | 105            | 120    |
|                               |                        |          |                            |                      | RO                     | Romania | National | Conversion | Permanent grassland | Agreements (n) | n/a    |
| Supported area (ha)           | n/a                    | n/a      | 752                        | n/a                  |                        |         |          |            |                     | 8234           | 22735  |
| Total expenditure (M€)        | n/a                    | n/a      | 0.1                        | n/a                  |                        |         |          |            |                     | 0.9            | 1.9    |
| ha/agreement                  | n/a                    | n/a      | 11.8                       | n/a                  |                        |         |          |            |                     | 29.0           | 35.6   |
| €/agreement                   | n/a                    | n/a      | 1341                       | n/a                  |                        |         |          |            |                     | 3204           | 3020   |
| €/supported ha                | n/a                    | n/a      | 114                        | n/a                  |                        |         |          |            |                     | 110            | 85     |
| Arable                        | Agreements (n)         | n/a      | n/a                        | 459                  |                        |         |          |            | n/a                 | 719            | 1086   |
|                               | Supported area (ha)    | n/a      | n/a                        | 15228                |                        |         |          |            | n/a                 | 34431          | 49396  |
|                               | Total expenditure (M€) | n/a      | n/a                        | 4.1                  |                        |         |          |            | n/a                 | 9.9            | 10.6   |
|                               | ha/agreement           | n/a      | n/a                        | 33.2                 |                        |         |          |            | n/a                 | 47.9           | 45.5   |
|                               | €/agreement            | n/a      | n/a                        | 8844                 |                        |         |          |            | n/a                 | 13809          | 9797   |
|                               | €/supported ha         | n/a      | n/a                        | 267                  |                        |         |          |            | n/a                 | 288            | 215    |
| Vegetables                    | Agreements (n)         | n/a      | n/a                        | 33                   |                        |         |          |            | n/a                 | 43             | 62     |
|                               | Supported area (ha)    | n/a      | n/a                        | 81                   |                        |         |          |            | n/a                 | 79             | 136    |
|                               | Total expenditure (M€) | n/a      | n/a                        | 0.04                 |                        |         |          |            | n/a                 | 0.04           | 0.06   |
|                               | ha/agreement           | n/a      | n/a                        | 2.5                  |                        |         |          |            | n/a                 | 1.8            | 2.2    |
|                               | €/agreement            | n/a      | n/a                        | 1207                 |                        |         |          |            | n/a                 | 919            | 968    |
|                               | €/supported ha         | n/a      | n/a                        | 492                  |                        |         |          |            | n/a                 | 500            | 441    |
| Medicinal and aromatic plants | Agreements (n)         | n/a      | n/a                        | 23                   |                        |         |          |            | n/a                 | 69             | 65     |
|                               | Supported area (ha)    | n/a      | n/a                        | 243                  |                        |         |          |            | n/a                 | 292            | 365    |
|                               | Total expenditure (M€) | n/a      | n/a                        | 0.06                 |                        |         |          |            | n/a                 | 0.11           | 0.14   |
|                               | ha/agreement           | n/a      | n/a                        | 10.6                 |                        |         |          |            | n/a                 | 4.2            | 5.6    |
|                               | €/agreement            | n/a      | n/a                        | 2767                 |                        |         |          |            | n/a                 | 1545           | 2154   |
|                               | €/supported ha         | n/a      | n/a                        | 262                  |                        |         |          |            | n/a                 | 365            | 384    |
| Orchards                      | Agreements (n)         | n/a      | n/a                        | 796                  |                        |         |          |            | n/a                 | 893            | 1122   |
|                               | Supported area (ha)    | n/a      | n/a                        | 1728                 |                        |         |          |            | n/a                 | 4045           | 5574   |
|                               | Total expenditure (M€) | n/a      | n/a                        | 1.0                  |                        |         |          |            | n/a                 | 2.5            | 3.1    |
|                               | ha/agreement           | n/a      | n/a                        | 2.2                  |                        |         |          |            | n/a                 | 4.5            | 5.0    |
|                               | €/agreement            | n/a      | n/a                        | 1275                 |                        |         |          |            | n/a                 | 2781           | 2790   |
|                               | €/supported ha         | n/a      | n/a                        | 587                  |                        |         |          |            | n/a                 | 614            | 562    |
| Vineyards                     | Agreements (n)         | n/a      | n/a                        | 34                   | n/a                    | 60      | 81       |            |                     |                |        |
|                               | Supported area (ha)    | n/a      | n/a                        | 498                  | n/a                    | 459     | 834      |            |                     |                |        |
|                               | Total expenditure (M€) | n/a      | n/a                        | 0.3                  | n/a                    | 0.2     | 0.4      |            |                     |                |        |
|                               | ha/agreement           | n/a      | n/a                        | 14.6                 | n/a                    | 7.7     | 10.3     |            |                     |                |        |
|                               | €/agreement            | n/a      | n/a                        | 7384                 | n/a                    | 4039    | 5309     |            |                     |                |        |
|                               | €/supported ha         | n/a      | n/a                        | 504                  | n/a                    | 528     | 516      |            |                     |                |        |
| Total all land types          | Agreements (n)         | n/a      | n/a                        | 1409                 | n/a                    | 2068    | 3055     |            |                     |                |        |
|                               | Supported area (ha)    | n/a      | n/a                        | 18530                | n/a                    | 47540   | 79040    |            |                     |                |        |
|                               | Total expenditure (M€) | n/a      | n/a                        | 5.5                  | n/a                    | 13.7    | 16.3     |            |                     |                |        |
|                               | ha/agreement           | n/a      | n/a                        | 13.2                 | n/a                    | 23.0    | 25.9     |            |                     |                |        |
|                               | €/agreement            | n/a      | n/a                        | 3914                 | n/a                    | 6630    | 5345     |            |                     |                |        |
|                               | €/supported ha         | n/a      | n/a                        | 298                  | n/a                    | 288     | 207      |            |                     |                |        |

See next page for RO data sources.

PT data sources:

- CAPID used for total supported area and expenditure from 2015;
- Eurostat for certified area.

| ISO Code                   | Country              | Region                 | Status      | Category                      | Unit                   | 2011   | 2013   | 2015   | 2016 | 2017  | 2018   |
|----------------------------|----------------------|------------------------|-------------|-------------------------------|------------------------|--------|--------|--------|------|-------|--------|
| RO                         | Romania              | National               | Maintenance | Permanent grassland           | Agreements (n)         | 0      | 0      | 63     | n/a  | 337   | 612    |
|                            |                      |                        |             |                               | Supported area (ha)    | 0      | 0      | 485    | n/a  | 3438  | 9670   |
|                            |                      |                        |             |                               | Total expenditure (M€) | 0      | 0      | 0.05   | n/a  | 0.29  | 0.52   |
|                            |                      |                        |             |                               | ha/agreement           | 0      | 0      | 7.7    | n/a  | 10.2  | 15.8   |
|                            |                      |                        |             |                               | €/agreement            | 0      | 0      | 797    | n/a  | 860   | 850    |
|                            |                      |                        |             |                               | €/supported ha         | 0      | 0      | 104    | n/a  | 84    | 54     |
|                            |                      |                        |             | Arable                        | Agreements (n)         | 257    | 221    | 925    | n/a  | 1396  | 1471   |
|                            |                      |                        |             |                               | Supported area (ha)    | 48481  | 16038  | 55116  | n/a  | 71691 | 86936  |
|                            |                      |                        |             |                               | Total expenditure (M€) | 7.9    | 2.6    | 9.2    | n/a  | 14.8  | 15.3   |
|                            |                      |                        |             |                               | ha/agreement           | 188.6  | 72.6   | 59.6   | n/a  | 51.4  | 59.1   |
|                            |                      |                        |             |                               | €/agreement            | 30560  | 11756  | 9992   | n/a  | 10616 | 10428  |
|                            |                      |                        |             |                               | €/supported ha         | 162    | 162    | 168    | n/a  | 207   | 176    |
|                            |                      |                        |             | Vegetables                    | Agreements (n)         | 29     | 40     | 75     | n/a  | 118   | 125    |
|                            |                      |                        |             |                               | Supported area (ha)    | 226    | 143    | 122    | n/a  | 282   | 241    |
|                            |                      |                        |             |                               | Total expenditure (M€) | 0.08   | 0.05   | 0.0    | n/a  | 0.1   | 0.1    |
|                            |                      |                        |             |                               | ha/agreement           | 7.8    | 3.6    | 1.6    | n/a  | 2.4   | 1.9    |
|                            |                      |                        |             |                               | €/agreement            | 2612   | 1196   | 570    | n/a  | 988   | 800    |
|                            |                      |                        |             |                               | €/supported ha         | 335    | 335    | 350    | n/a  | 413   | 415    |
|                            |                      |                        |             | Medicinal and aromatic plants | Agreements (n)         | 15     | 6      | 39     | n/a  | 32    | 42     |
|                            |                      |                        |             |                               | Supported area (ha)    | 564    | 7      | 1231   | n/a  | 1165  | 614    |
|                            |                      |                        |             |                               | Total expenditure (M€) | 0.152  | 0.002  | 0.348  | n/a  | 0.375 | 0.200  |
|                            |                      |                        |             |                               | ha/agreement           | 37.6   | 1.2    | 31.6   | n/a  | 36.4  | 14.6   |
|                            |                      |                        |             |                               | €/agreement            | 10158  | 316    | 8912   | n/a  | 11710 | 4762   |
|                            |                      |                        |             |                               | €/supported ha         | 270    | 271    | 282    | n/a  | 322   | 326    |
|                            |                      |                        |             | Orchards                      | Agreements (n)         | 37     | 42     | 1149   | n/a  | 1659  | 1768   |
|                            |                      |                        |             |                               | Supported area (ha)    | 563    | 700    | 2797   | n/a  | 4450  | 5189   |
|                            |                      |                        |             |                               | Total expenditure (M€) | 0.2    | 0.3    | 1.1    | n/a  | 1.9   | 2.1    |
|                            |                      |                        |             |                               | ha/agreement           | 15.2   | 16.7   | 2.4    | n/a  | 2.7   | 2.9    |
|                            |                      |                        |             |                               | €/agreement            | 5982   | 6553   | 998    | n/a  | 1158  | 1210   |
|                            |                      |                        |             |                               | €/supported ha         | 393    | 393    | 410    | n/a  | 432   | 412    |
|                            |                      |                        |             | Vineyards                     | Agreements (n)         | 10     | 7      | 66     | n/a  | 98    | 96     |
|                            |                      |                        |             |                               | Supported area (ha)    | 291    | 250    | 1050   | n/a  | 1557  | 1421   |
|                            |                      |                        |             |                               | Total expenditure (M€) | 0.1    | 0.1    | 0.4    | n/a  | 0.7   | 0.7    |
|                            |                      |                        |             |                               | ha/agreement           | 29.1   | 35.7   | 15.9   | n/a  | 15.9  | 14.8   |
|                            |                      |                        |             |                               | €/agreement            | 11435  | 14030  | 6800   | n/a  | 7331  | 6771   |
|                            |                      |                        |             |                               | €/supported ha         | 393    | 393    | 427    | n/a  | 461   | 457    |
|                            |                      |                        |             | Total all land types          | Agreements (n)         | 348    | 316    | 2317   | n/a  | 3640  | 4114   |
|                            |                      |                        |             |                               | Supported area (ha)    | 50125  | 17138  | 60801  | n/a  | 82583 | 104071 |
|                            |                      |                        |             |                               | Total expenditure (M€) | 8.4    | 3.0    | 11.3   | n/a  | 18.2  | 19.0   |
|                            |                      |                        |             |                               | ha/agreement           | 144.0  | 54.2   | 26.2   | n/a  | 22.7  | 25.3   |
|                            |                      |                        |             |                               | €/agreement            | 24189  | 9561   | 4868   | n/a  | 5011  | 4606   |
|                            |                      |                        |             |                               | €/supported ha         | 168    | 176    | 186    | n/a  | 221   | 182    |
| Maintenance and conversion | Total all land types | Agreements (n)         | 348         | 316                           | 3726                   | n/a    | 5708   | 7169   |      |       |        |
|                            |                      | Supported area (ha)    | 50125       | 17138                         | 79331                  | 101442 | 135695 | 183135 |      |       |        |
|                            |                      | Certified area (ha)    | 229946      | 286896                        | 245924                 | 226309 | 258471 | 326260 |      |       |        |
|                            |                      | % cert. area supported | 22%         | 6%                            | 32%                    | 45%    | 52%    | 56%    |      |       |        |
|                            |                      | Total expenditure (M€) | 8.4         | 3.0                           | 16.8                   | 33.1   | 32.3   | 42.4   |      |       |        |
|                            |                      | ha/agreement           | 144.0       | 54.2                          | 21.3                   | n/a    | 23.8   | 25.5   |      |       |        |
|                            |                      | €/agreement            | 24189       | 9561                          | 4507                   | n/a    | 5654   | 5919   |      |       |        |
|                            |                      | €/supported ha         | 168         | 176                           | 212                    | 326    | 238    | 232    |      |       |        |
|                            |                      | €/certified ha         | 37          | 11                            | 68                     | 146    | 125    | 130    |      |       |        |

RO data sources:

- national government sources for agreement numbers and land use/conversion status;
- CAPID used for total supported area and expenditure from 2016;
- Eurostat for certified area.

| ISO Code                           | Country                | Region                     | Status                          | Category                        | Unit                    | 2011                   | 2013   | 2015   | 2016   | 2017   | 2018   |     |
|------------------------------------|------------------------|----------------------------|---------------------------------|---------------------------------|-------------------------|------------------------|--------|--------|--------|--------|--------|-----|
| SE                                 | Sweden                 | National                   | Conversion                      | Total all land types            | Agreements (n)          | n/a                    | n/a    | n/a    | 660    | 1123   | 835    |     |
|                                    |                        |                            |                                 |                                 | Supported area (ha)     | n/a                    | n/a    | n/a    | 22900  | 23900  | 26000  |     |
|                                    |                        |                            |                                 |                                 | Total expenditure (M€)  | n/a                    | n/a    | n/a    | n/a    | 5.9    | 4.8    |     |
|                                    |                        |                            |                                 |                                 | ha/agreement            | n/a                    | n/a    | n/a    | 34.7   | 21.3   | 31.1   |     |
|                                    |                        |                            |                                 |                                 | €/agreement             | n/a                    | n/a    | n/a    | n/a    | 5292   | 5769   |     |
|                                    |                        |                            |                                 |                                 | €/supported ha          | n/a                    | n/a    | n/a    | n/a    | 249    | 185    |     |
|                                    |                        |                            | Maintenance                     | Total all land types incl. bees | Agreements (n)          | n/a                    | n/a    | n/a    | 3403   | 4658   | 4800   |     |
|                                    |                        |                            |                                 |                                 | Supported area (ha)     | n/a                    | n/a    | n/a    | 292239 | 306974 | 328947 |     |
|                                    |                        |                            |                                 |                                 | Total expenditure (M€)  | n/a                    | n/a    | n/a    | n/a    | 57.4   | 70.1   |     |
|                                    |                        |                            |                                 |                                 | ha/agreement            | n/a                    | n/a    | n/a    | 85.9   | 65.9   | 68.5   |     |
|                                    |                        |                            |                                 |                                 | €/agreement             | n/a                    | n/a    | n/a    | n/a    | 12321  | 14606  |     |
|                                    |                        |                            |                                 |                                 | €/supported ha          | n/a                    | n/a    | n/a    | n/a    | 187    | 213    |     |
|                                    |                        | Maintenance and conversion | Total all land types incl. Bees | Agreements (n)                  | 5350                    | 5513                   | 1714   | 4063   | 6228   | 5635   |        |     |
|                                    |                        |                            |                                 | Supported area (ha)             | 365155                  | 380460                 | 318983 | 315139 | 330874 | 354947 |        |     |
|                                    |                        |                            |                                 | Certified area (ha)             | 480185                  | 500996                 | 518983 | 552695 | 576845 | 608754 |        |     |
|                                    |                        |                            |                                 | % cert. area supported          | 76%                     | 76%                    | 61%    | 57%    | 57%    | 58%    |        |     |
|                                    |                        |                            |                                 | Total expenditure (M€)          | 55.1                    | 57.6                   | 52.7   | 52.7   | 63.3   | 74.9   |        |     |
|                                    |                        |                            |                                 | ha/agreement                    | 68.3                    | 69.0                   | 186.1  | 77.6   | 53.1   | 63.0   |        |     |
|                                    |                        |                            |                                 | €/agreement                     | 10298                   | 10443                  | 30754  | 12974  | 10169  | 13297  |        |     |
|                                    |                        |                            |                                 | €/supported ha                  | 151                     | 151                    | 165    | 167    | 191    | 211    |        |     |
|                                    |                        |                            |                                 | €/certified ha                  | 115                     | 115                    | 102    | 95     | 110    | 123    |        |     |
| SI                                 | Slovenia               |                            |                                 | National                        | Arable including fodder | Agreements (n)         | n/a    | n/a    | 358    | n/a    | 412    | 520 |
|                                    |                        |                            |                                 |                                 |                         | Supported area (ha)    | n/a    | n/a    | 570    | n/a    | 1041   | 697 |
|                                    |                        |                            |                                 |                                 |                         | Total expenditure (M€) | n/a    | n/a    | 0.2    | n/a    | 0.4    | 0.3 |
|                                    |                        | ha/agreement               | n/a                             |                                 |                         | n/a                    | 1.6    | n/a    | 2.5    | 1.3    |        |     |
|                                    |                        | €/agreement                | n/a                             |                                 |                         | n/a                    | 561    | n/a    | 934    | 488    |        |     |
|                                    |                        | €/supported ha             | n/a                             |                                 |                         | n/a                    | 352    | n/a    | 370    | 364    |        |     |
|                                    |                        | Pastures and meadows       | Agreements (n)                  |                                 | n/a                     | n/a                    | 894    | n/a    | 934    | 753    |        |     |
|                                    |                        |                            | Supported area (ha)             |                                 | n/a                     | n/a                    | 5604   | n/a    | 4327   | 3475   |        |     |
|                                    |                        |                            | Total expenditure (M€)          |                                 | n/a                     | n/a                    | 2.2    | n/a    | 1.3    | 1.1    |        |     |
|                                    |                        |                            | ha/agreement                    |                                 | n/a                     | n/a                    | 6.3    | n/a    | 4.6    | 4.6    |        |     |
|                                    |                        |                            | €/agreement                     |                                 | n/a                     | n/a                    | 2427   | n/a    | 1401   | 1400   |        |     |
|                                    |                        |                            | €/supported ha                  |                                 | n/a                     | n/a                    | 387    | n/a    | 302    | 303    |        |     |
|                                    |                        | Conversion                 | Vegetables including potatoes   |                                 | Agreements (n)          | n/a                    | n/a    | 177    | n/a    | 108    | 30     |     |
|                                    |                        |                            |                                 |                                 | Supported area (ha)     | n/a                    | n/a    | 44     | n/a    | 49     | 31     |     |
|                                    |                        |                            |                                 |                                 | Total expenditure (M€)  | n/a                    | n/a    | 0.0    | n/a    | 0.0    | 0.0    |     |
|                                    |                        |                            |                                 |                                 | ha/agreement            | n/a                    | n/a    | 0.2    | n/a    | 0.5    | 1.0    |     |
|                                    |                        |                            |                                 |                                 | €/agreement             | n/a                    | n/a    | 147    | n/a    | 252    | 577    |     |
|                                    |                        |                            |                                 |                                 | €/supported ha          | n/a                    | n/a    | 592    | n/a    | 560    | 562    |     |
| Perennials, orchards and nurseries | Agreements (n)         | n/a                        | n/a                             | 468                             | n/a                     | 502                    | 363    |        |        |        |        |     |
|                                    | Supported area (ha)    | n/a                        | n/a                             | 507                             | n/a                     | 572                    | 580    |        |        |        |        |     |
|                                    | Total expenditure (M€) | n/a                        | n/a                             | 0.3                             | n/a                     | 0.4                    | 0.5    |        |        |        |        |     |
|                                    | ha/agreement           | n/a                        | n/a                             | 1.1                             | n/a                     | 1.1                    | 1.6    |        |        |        |        |     |
|                                    | €/agreement            | n/a                        | n/a                             | 659                             | n/a                     | 805                    | 1251   |        |        |        |        |     |
|                                    | €/supported ha         | n/a                        | n/a                             | 608                             | n/a                     | 706                    | 783    |        |        |        |        |     |
| Total all land types               | Agreements (n)         | n/a                        | n/a                             | 1897                            | n/a                     | 1956                   | 1666   |        |        |        |        |     |
|                                    | Supported area (ha)    | n/a                        | n/a                             | 6725                            | n/a                     | 5989                   | 4783   |        |        |        |        |     |
|                                    | Total expenditure (M€) | n/a                        | n/a                             | 2.7                             | n/a                     | 2.1                    | 1.8    |        |        |        |        |     |
|                                    | ha/agreement           | n/a                        | n/a                             | 3.5                             | n/a                     | 3.1                    | 2.9    |        |        |        |        |     |
|                                    | €/agreement            | n/a                        | n/a                             | 1426                            | n/a                     | 1086                   | 1068   |        |        |        |        |     |
|                                    | €/supported ha         | n/a                        | n/a                             | 402                             | n/a                     | 355                    | 372    |        |        |        |        |     |

See next page for SI data sources.

SE data sources:

- national government sources for agreement numbers and conversion status (2018 data provisional, supported area estimated from agreement data, no conversion scheme before 2015);
- CAPID used for total supported area and expenditure from 2015 (average exp. values for 2015 and 2016);
- Eurostat for certified area.

| ISO Code                   | Country                         | Region                 | Status      | Category                           | Unit                   | 2011   | 2013   | 2015   | 2016 | 2017  | 2018  |
|----------------------------|---------------------------------|------------------------|-------------|------------------------------------|------------------------|--------|--------|--------|------|-------|-------|
| SI                         | Slovenia                        | National               | Maintenance | Arable including fodder            | Agreements (n)         | n/a    | n/a    | 1031   | n/a  | 1326  | 1696  |
|                            |                                 |                        |             |                                    | Supported area (ha)    | n/a    | n/a    | 2504   | n/a  | 3669  | 4727  |
|                            |                                 |                        |             |                                    | Total expenditure (M€) | n/a    | n/a    | 0.7    | n/a  | 1.2   | 1.5   |
|                            |                                 |                        |             |                                    | ha/agreement           | n/a    | n/a    | 2.4    | n/a  | 2.8   | 2.8   |
|                            |                                 |                        |             |                                    | €/agreement            | n/a    | n/a    | 691    | n/a  | 897   | 898   |
|                            |                                 |                        |             |                                    | €/supported ha         | n/a    | n/a    | 284    | n/a  | 324   | 322   |
|                            |                                 |                        |             | Pastures and meadows               | Agreements (n)         | n/a    | n/a    | 2060   | n/a  | 2456  | 2690  |
|                            |                                 |                        |             |                                    | Supported area (ha)    | n/a    | n/a    | 27546  | n/a  | 29952 | 33870 |
|                            |                                 |                        |             |                                    | Total expenditure (M€) | n/a    | n/a    | 6.1    | n/a  | 4.6   | 5.2   |
|                            |                                 |                        |             |                                    | ha/agreement           | n/a    | n/a    | 13.4   | n/a  | 12.2  | 12.6  |
|                            |                                 |                        |             |                                    | €/agreement            | n/a    | n/a    | 2939   | n/a  | 1872  | 1929  |
|                            |                                 |                        |             |                                    | €/supported ha         | n/a    | n/a    | 220    | n/a  | 153   | 153   |
|                            |                                 |                        |             | Vegetables including potatoes      | Agreements (n)         | n/a    | n/a    | 661    | n/a  | 598   | 187   |
|                            |                                 |                        |             |                                    | Supported area (ha)    | n/a    | n/a    | 180    | n/a  | 195   | 193   |
|                            |                                 |                        |             |                                    | Total expenditure (M€) | n/a    | n/a    | 0.1    | n/a  | 0.1   | 0.1   |
|                            |                                 |                        |             |                                    | ha/agreement           | n/a    | n/a    | 0.3    | n/a  | 0.3   | 1.0   |
|                            |                                 |                        |             |                                    | €/agreement            | n/a    | n/a    | 145    | n/a  | 185   | 585   |
|                            |                                 |                        |             |                                    | €/supported ha         | n/a    | n/a    | 533    | n/a  | 567   | 568   |
|                            |                                 |                        |             | Perennials, orchards and nurseries | Agreements (n)         | n/a    | n/a    | 1090   | n/a  | 1452  | 1814  |
|                            |                                 |                        |             |                                    | Supported area (ha)    | n/a    | n/a    | 1114   | n/a  | 1593  | 2087  |
|                            |                                 |                        |             |                                    | Total expenditure (M€) | n/a    | n/a    | 0.4    | n/a  | 0.7   | 0.9   |
|                            |                                 |                        |             |                                    | ha/agreement           | n/a    | n/a    | 1.0    | n/a  | 1.1   | 1.2   |
|                            |                                 |                        |             |                                    | €/agreement            | n/a    | n/a    | 393    | n/a  | 480   | 522   |
|                            |                                 |                        |             |                                    | €/supported ha         | n/a    | n/a    | 385    | n/a  | 438   | 453   |
|                            |                                 |                        |             | Total all land types incl. bees    | Agreements (n)         | n/a    | n/a    | 4842   | n/a  | 5852  | 6431  |
|                            |                                 |                        |             |                                    | Supported area (ha)    | n/a    | n/a    | 31344  | n/a  | 35409 | 40877 |
|                            |                                 |                        |             |                                    | Total expenditure (M€) | n/a    | n/a    | 7.3    | n/a  | 6.6   | 7.8   |
|                            |                                 |                        |             |                                    | ha/agreement           | n/a    | n/a    | 6.5    | n/a  | 6.1   | 6.4   |
|                            |                                 |                        |             |                                    | €/agreement            | n/a    | n/a    | 1506   | n/a  | 1129  | 1215  |
|                            |                                 |                        |             |                                    | €/supported ha         | n/a    | n/a    | 233    | n/a  | 187   | 191   |
| Maintenance and conversion | Total all land types incl. bees | Agreements (n)         | n/a         | n/a                                | 5200                   | n/a    | 6264   | 6951   |      |       |       |
|                            |                                 | Supported area (ha)    | n/a         | n/a                                | 39499                  | 41663  | 44150  | 45791  |      |       |       |
|                            |                                 | Certified area (ha)    | 32149       | 38665                              | 42188                  | 43579  | 46222  | 47848  |      |       |       |
|                            |                                 | % cert. area supported | n/a         | n/a                                | 94%                    | 96%    | 96%    | 96%    |      |       |       |
|                            |                                 | Total expenditure (M€) | n/a         | n/a                                | 7.6                    | 8.8    | 9.1    | 9.6    |      |       |       |
|                            |                                 | ha/agreement           | n/a         | n/a                                | 7.6                    | n/a    | 7.0    | 6.6    |      |       |       |
|                            |                                 | €/agreement            | n/a         | n/a                                | 1463                   | n/a    | 1458   | 1386   |      |       |       |
|                            |                                 | €/supported ha         | n/a         | n/a                                | 193                    | 211    | 207    | 210    |      |       |       |
|                            |                                 | €/certified ha         | n/a         | n/a                                | 180                    | 202    | 198    | 201    |      |       |       |
| Maintenance and conversion | Total all land types incl. bees | Agreements (n)         | n/a         | n/a                                | n/a                    | n/a    | n/a    | n/a    |      |       |       |
|                            |                                 | Supported area (ha)    | n/a         | n/a                                | 159586                 | 160727 | 159584 | 157922 |      |       |       |
|                            |                                 | Certified area (ha)    | 166700      | 157848                             | 181882                 | 187024 | 189148 | 188986 |      |       |       |
|                            |                                 | % cert. area supported | n/a         | n/a                                | 88%                    | 86%    | 84%    | 84%    |      |       |       |
|                            |                                 | Total expenditure (M€) | n/a         | n/a                                | 16.2                   | 17.5   | 18.2   | 17.1   |      |       |       |
|                            |                                 | ha/agreement           | n/a         | n/a                                | n/a                    | n/a    | n/a    | n/a    |      |       |       |
|                            |                                 | €/agreement            | n/a         | n/a                                | n/a                    | n/a    | n/a    | n/a    |      |       |       |
|                            |                                 | €/supported ha         | n/a         | n/a                                | 101                    | 109    | 114    | 108    |      |       |       |
|                            |                                 | €/certified ha         | n/a         | n/a                                | 89                     | 94     | 96     | 91     |      |       |       |

SI data sources:

- national government sources for agreement numbers and land use/conversion status;
- CAPID used for total supported area and expenditure from 2015, but values higher than total of sub-categories;
- Eurostat for certified area.

SK data sources:

- CAPID used for total supported area and expenditure from 2015;
- Eurostat for certified area.

| ISO Code                | Country                | Region  | Status                      | Category                          | Unit                   | 2011   | 2013   | 2015   | 2016   | 2017   | 2018   |
|-------------------------|------------------------|---------|-----------------------------|-----------------------------------|------------------------|--------|--------|--------|--------|--------|--------|
| UK                      | United Kingdom         | England | Conversion                  | ES Improved land                  | Agreements (n)         | 232    | 182    | 101    | 7      | 4      | 0      |
|                         |                        |         |                             |                                   | Supported area (ha)    | 12882  | 7880   | 3941   | 259    | 172    | 0      |
|                         |                        |         |                             |                                   | Total expenditure (M€) | 2.5    | 1.6    | 0.8    | 0.1    | 0.03   | 0      |
|                         |                        |         |                             |                                   | ha/agreement           | 56     | 43     | 39     | 37     | 43     | 0      |
|                         |                        |         |                             |                                   | €/agreement            | 10842  | 8548   | 7704   | 7313   | 8587   | 0      |
|                         |                        |         |                             |                                   | €/supported ha         | 195    | 197    | 197    | 197    | 199    | 0      |
|                         |                        |         |                             | ES Top Fruit                      | Agreements (n)         | 22     | 17     | 13     | 7      | 0      | 0      |
|                         |                        |         |                             |                                   | Supported area (ha)    | 121    | 77     | 38     | 23     | 0      | 0      |
|                         |                        |         |                             |                                   | Total expenditure (M€) | 0.06   | 0.05   | 0.03   | 0.02   | 0      | 0      |
|                         |                        |         |                             |                                   | ha/agreement           | 5.5    | 4.5    | 2.9    | 3.3    | 0      | 0      |
|                         |                        |         |                             |                                   | €/agreement            | 2879   | 3073   | 2007   | 2285   | 0      | 0      |
|                         |                        |         |                             |                                   | €/supported ha         | 523    | 678    | 684    | 684    | 0      | 0      |
|                         |                        |         | Maintenance                 | ES Organic management             | Agreements (n)         | 2453   | 2165   | 1853   | 1400   | 1049   | 804    |
|                         |                        |         |                             |                                   | Supported area (ha)    | 276481 | 263153 | 233099 | 181334 | 145762 | 120094 |
|                         |                        |         |                             |                                   | Total expenditure (M€) | 8.3    | 7.9    | 7.0    | 5.4    | 4.4    | 3.6    |
|                         |                        |         |                             |                                   | ha/agreement           | 113    | 122    | 126    | 130    | 139    | 149    |
|                         |                        |         |                             |                                   | €/agreement            | 3381   | 3646   | 3774   | 3886   | 4169   | 4481   |
|                         |                        |         |                             |                                   | €/supported ha         | 30     | 30     | 30     | 30     | 30     | 30     |
|                         |                        |         |                             | ES Total all land types           | Agreements (n)         | 2453   | 2165   | 1853   | 1400   | 1049   | 804    |
|                         |                        |         |                             |                                   | Supported area (ha)    | 276481 | 263153 | 233099 | 181334 | 145762 | 120094 |
|                         |                        |         |                             |                                   | Total expenditure (M€) | 10.9   | 9.5    | 7.8    | 5.5    | 4.4    | 3.6    |
|                         |                        |         |                             |                                   | ha/agreement           | 113    | 122    | 126    | 130    | 139    | 149    |
|                         |                        |         |                             |                                   | €/agreement            | 4433   | 4389   | 4208   | 3934   | 4201   | 4481   |
|                         |                        |         |                             |                                   | €/supported ha         | 39     | 36     | 33     | 30     | 30     | 30     |
|                         |                        |         | Conversion                  | CS Improved permanent grassland   | Agreements (n)         | n/a    | n/a    | n/a    | 20     | 81     | 114    |
|                         |                        |         |                             |                                   | Supported area (ha)    | n/a    | n/a    | n/a    | 314    | 2085   | 3515   |
|                         |                        |         |                             |                                   | Total expenditure (M€) | n/a    | n/a    | n/a    | 0.03   | 0.2    | 0.3    |
|                         |                        |         |                             |                                   | ha/agreement           | n/a    | n/a    | n/a    | 16     | 26     | 31     |
|                         |                        |         |                             |                                   | €/agreement            | n/a    | n/a    | n/a    | 1331   | 2196   | 2632   |
|                         |                        |         |                             |                                   | €/supported ha         | n/a    | n/a    | n/a    | 85     | 85     | 85     |
|                         |                        |         |                             | CS Unimproved permanent grassland | Agreements (n)         | n/a    | n/a    | n/a    | 12     | 32     | 39     |
|                         |                        |         |                             |                                   | Supported area (ha)    | n/a    | n/a    | n/a    | 318    | 695    | 723    |
|                         |                        |         |                             |                                   | Total expenditure (M€) | n/a    | n/a    | n/a    | 0.02   | 0.04   | 0.04   |
|                         |                        |         |                             |                                   | ha/agreement           | n/a    | n/a    | n/a    | 27     | 22     | 19     |
|                         |                        |         |                             |                                   | €/agreement            | n/a    | n/a    | n/a    | 1555   | 1225   | 1057   |
|                         |                        |         |                             |                                   | €/supported ha         | n/a    | n/a    | n/a    | 59     | 56     | 57     |
|                         |                        |         | CS Rotational land (arable) | Agreements (n)                    | n/a                    | n/a    | n/a    | 31     | 89     | 116    |        |
|                         |                        |         |                             | Supported area (ha)               | n/a                    | n/a    | n/a    | 1605   | 5084   | 7127   |        |
|                         |                        |         |                             | Total expenditure (M€)            | n/a                    | n/a    | n/a    | 0.3    | 1.0    | 1.4    |        |
|                         |                        |         |                             | ha/agreement                      | n/a                    | n/a    | n/a    | 52     | 57     | 61     |        |
|                         |                        |         |                             | €/agreement                       | n/a                    | n/a    | n/a    | 10308  | 11043  | 11983  |        |
|                         |                        |         |                             | €/supported ha                    | n/a                    | n/a    | n/a    | 199    | 193    | 195    |        |
| CS Horticulture         | Agreements (n)         | n/a     | n/a                         | n/a                               | 1                      | 4      | 4      |        |        |        |        |
|                         | Supported area (ha)    | n/a     | n/a                         | n/a                               | 4                      | 45     | 46     |        |        |        |        |
|                         | Total expenditure (M€) | n/a     | n/a                         | n/a                               | 0.002                  | 0.021  | 0.021  |        |        |        |        |
|                         | ha/agreement           | n/a     | n/a                         | n/a                               | 4.1                    | 11.3   | 11.6   |        |        |        |        |
|                         | €/agreement            | n/a     | n/a                         | n/a                               | 1873                   | 5134   | 5279   |        |        |        |        |
|                         | €/supported ha         | n/a     | n/a                         | n/a                               | 456                    | 456    | 456    |        |        |        |        |
| CS Top Fruit            | Agreements (n)         | n/a     | n/a                         | n/a                               | 1                      | 2      | 3      |        |        |        |        |
|                         | Supported area (ha)    | n/a     | n/a                         | n/a                               | 1.8                    | 6.1    | 21.7   |        |        |        |        |
|                         | Total expenditure (M€) | n/a     | n/a                         | n/a                               | 0.001                  | 0.003  | 0.011  |        |        |        |        |
|                         | ha/agreement           | n/a     | n/a                         | n/a                               | 1.8                    | 3.1    | 7.2    |        |        |        |        |
|                         | €/agreement            | n/a     | n/a                         | n/a                               | 907                    | 1569   | 3715   |        |        |        |        |
|                         | €/supported ha         | n/a     | n/a                         | n/a                               | 512                    | 513    | 513    |        |        |        |        |
| CS Total all land types | Agreements (n)         | n/a     | n/a                         | n/a                               | 65                     | 208    | 276    |        |        |        |        |
|                         | Supported area (ha)    | n/a     | n/a                         | n/a                               | 2244                   | 7915   | 11433  |        |        |        |        |
|                         | Total expenditure (M€) | n/a     | n/a                         | n/a                               | 0.4                    | 1.2    | 1.8    |        |        |        |        |
|                         | ha/agreement           | n/a     | n/a                         | n/a                               | 35                     | 38     | 41     |        |        |        |        |
|                         | €/agreement            | n/a     | n/a                         | n/a                               | 5655                   | 5883   | 6390   |        |        |        |        |
|                         | €/supported ha         | n/a     | n/a                         | n/a                               | 164                    | 155    | 154    |        |        |        |        |

| ISO Code                     | Country                | Region  | Status      | Category                          | Unit                    | 2011                   | 2013   | 2015 | 2016  | 2017  | 2018  |       |
|------------------------------|------------------------|---------|-------------|-----------------------------------|-------------------------|------------------------|--------|------|-------|-------|-------|-------|
| UK                           | United Kingdom         | England | Maintenance | CS Improved permanent grassland   | Agreements (n)          | n/a                    | n/a    | n/a  | 106   | 307   | 517   |       |
|                              |                        |         |             |                                   | Supported area (ha)     | n/a                    | n/a    | n/a  | 5184  | 15642 | 26458 |       |
|                              |                        |         |             |                                   | Total expenditure (M€)  | n/a                    | n/a    | n/a  | 0.2   | 0.7   | 1.2   |       |
|                              |                        |         |             |                                   | ha/agreement            | n/a                    | n/a    | n/a  | 49    | 51    | 51    |       |
|                              |                        |         |             |                                   | €/agreement             | n/a                    | n/a    | n/a  | 2260  | 2321  | 2331  |       |
|                              |                        |         |             | €/supported ha                    | n/a                     | n/a                    | n/a    | 46   | 46    | 46    |       |       |
|                              |                        |         |             | CS Unimproved permanent grassland | Agreements (n)          | n/a                    | n/a    | n/a  | 41    | 139   | 217   |       |
|                              |                        |         |             |                                   | Supported area (ha)     | n/a                    | n/a    | n/a  | 613   | 3357  | 6737  |       |
|                              |                        |         |             |                                   | Total expenditure (M€)  | n/a                    | n/a    | n/a  | 0.0   | 0.1   | 0.2   |       |
|                              |                        |         |             |                                   | ha/agreement            | n/a                    | n/a    | n/a  | 15    | 24    | 31    |       |
|                              |                        |         |             |                                   | €/agreement             | n/a                    | n/a    | n/a  | 355   | 546   | 705   |       |
|                              |                        |         |             | €/supported ha                    | n/a                     | n/a                    | n/a    | 24   | 23    | 23    |       |       |
|                              |                        |         |             | CS Rotational land (arable)       | Agreements (n)          | n/a                    | n/a    | n/a  | 93    | 255   | 413   |       |
|                              |                        |         |             |                                   | Supported area (ha)     | n/a                    | n/a    | n/a  | 6622  | 22175 | 34424 |       |
|                              |                        |         |             |                                   | Total expenditure (M€)  | n/a                    | n/a    | n/a  | 0.5   | 1.6   | 2.5   |       |
|                              |                        |         |             |                                   | ha/agreement            | n/a                    | n/a    | n/a  | 71    | 87    | 83    |       |
|                              |                        |         |             |                                   | €/agreement             | n/a                    | n/a    | n/a  | 5186  | 6325  | 6116  |       |
|                              |                        |         |             | €/supported ha                    | n/a                     | n/a                    | n/a    | 73   | 73    | 73    |       |       |
|                              |                        |         |             | CS Horticulture                   | Agreements (n)          | n/a                    | n/a    | n/a  | 9     | 22    | 30    |       |
|                              |                        |         |             |                                   | Supported area (ha)     | n/a                    | n/a    | n/a  | 80    | 204   | 270   |       |
|                              |                        |         |             |                                   | Total expenditure (M€)  | n/a                    | n/a    | n/a  | 0.02  | 0.05  | 0.06  |       |
|                              |                        |         |             |                                   | ha/agreement            | n/a                    | n/a    | n/a  | 8.9   | 9.3   | 9.0   |       |
|                              |                        |         |             |                                   | €/agreement             | n/a                    | n/a    | n/a  | 2075  | 2112  | 2049  |       |
|                              |                        |         |             | €/supported ha                    | n/a                     | n/a                    | n/a    | 234  | 228   | 228   |       |       |
|                              |                        |         |             | CS Top Fruit                      | Agreements (n)          | n/a                    | n/a    | n/a  | 6     | 15    | 17    |       |
|                              |                        |         |             |                                   | Supported area (ha)     | n/a                    | n/a    | n/a  | 44    | 70    | 74    |       |
|                              |                        |         |             |                                   | Total expenditure (M€)  | n/a                    | n/a    | n/a  | 0.02  | 0.02  | 0.03  |       |
|                              |                        |         |             |                                   | ha/agreement            | n/a                    | n/a    | n/a  | 7.3   | 4.7   | 4.3   |       |
|                              |                        |         |             |                                   | €/agreement             | n/a                    | n/a    | n/a  | 2513  | 1599  | 1485  |       |
|                              |                        |         |             | €/supported ha                    | n/a                     | n/a                    | n/a    | 343  | 342   | 342   |       |       |
|                              |                        |         |             | CS Enclosed rough grazing         | Agreements (n)          | n/a                    | n/a    | n/a  | 0     | 2     | 2     |       |
|                              |                        |         |             |                                   | Supported area (ha)     | n/a                    | n/a    | n/a  | 0     | 89    | 89    |       |
|                              |                        |         |             |                                   | Total expenditure (M€)  | n/a                    | n/a    | n/a  | 0     | 0.001 | 0.001 |       |
|                              |                        |         |             |                                   | ha/agreement            | n/a                    | n/a    | n/a  | 0     | 44    | 44    |       |
|                              |                        |         |             |                                   | €/agreement             | n/a                    | n/a    | n/a  | 0     | 404   | 404   |       |
|                              |                        |         |             | €/supported ha                    | n/a                     | n/a                    | n/a    | 0    | 9     | 9     |       |       |
|                              |                        |         |             | CS Total all land types           | Agreements (n)          | n/a                    | n/a    | n/a  | 255   | 740   | 1196  |       |
|                              |                        |         |             |                                   | Supported area (ha)     | n/a                    | n/a    | n/a  | 12542 | 41536 | 68052 |       |
|                              |                        |         |             |                                   | Total expenditure (M€)  | n/a                    | n/a    | n/a  | 0.8   | 2.5   | 4.0   |       |
|                              |                        |         |             |                                   | ha/agreement            | n/a                    | n/a    | n/a  | 49    | 56    | 57    |       |
|                              |                        |         |             |                                   | €/agreement             | n/a                    | n/a    | n/a  | 3020  | 3341  | 3321  |       |
|                              |                        |         |             | €/supported ha                    | n/a                     | n/a                    | n/a    | 61   | 60    | 58    |       |       |
|                              |                        |         |             | Maintenance and conversion        | CS Total all land types | Agreements (n)         | n/a    | n/a  | n/a   | 168   | 462   | 724   |
|                              |                        |         |             |                                   |                         | Supported area (ha)    | n/a    | n/a  | n/a   | 14786 | 49452 | 79485 |
|                              |                        |         |             |                                   |                         | Total expenditure (M€) | n/a    | n/a  | n/a   | 1.1   | 3.7   | 5.7   |
|                              |                        |         |             |                                   |                         | ha/agreement           | n/a    | n/a  | n/a   | 88    | 107   | 110   |
|                              |                        |         |             |                                   |                         | €/agreement            | n/a    | n/a  | n/a   | 6773  | 8000  | 7921  |
| €/supported ha               | n/a                    | n/a     | n/a         | 77                                | 75                      | 72                     |        |      |       |       |       |       |
| CS & ES Total all land types | Agreements (n)         | 2453    | 2165        | 1853                              | 1568                    | 1511                   | 1528   |      |       |       |       |       |
|                              | Supported area (ha)    | 276481  | 263153      | 233099                            | 196120                  | 195214                 | 199579 |      |       |       |       |       |
|                              | Total expenditure (M€) | 10.9    | 9.5         | 7.8                               | 6.6                     | 8.1                    | 9.3    |      |       |       |       |       |
|                              | ha/agreement           | 113     | 122         | 126                               | 125                     | 129                    | 131    |      |       |       |       |       |
|                              | €/agreement            | 4433    | 4389        | 4208                              | 4238                    | 5363                   | 6111   |      |       |       |       |       |
| €/supported ha               | 39                     | 36      | 33          | 34                                | 42                      | 47                     |        |      |       |       |       |       |

See page 114 for UK data sources.

| ISO Code       | Country        | Region           | Status                     | Category             | Unit                   | 2011 | 2013 | 2015 | 2016 | 2017   | 2018   |
|----------------|----------------|------------------|----------------------------|----------------------|------------------------|------|------|------|------|--------|--------|
| UK             | United Kingdom | Northern Ireland | Conversion                 | Grassland            | Agreements (n)         | n/a  | n/a  | n/a  | n/a  | 14     | 19     |
|                |                |                  |                            |                      | Supported area (ha)    | n/a  | n/a  | n/a  | n/a  | 341    | 435    |
|                |                |                  |                            |                      | Total expenditure (M€) | n/a  | n/a  | n/a  | n/a  | 0.02   | 0.02   |
|                |                |                  |                            |                      | ha/agreement           | n/a  | n/a  | n/a  | n/a  | 24     | 23     |
|                |                |                  |                            |                      | €/agreement            | n/a  | n/a  | n/a  | n/a  | 1194   | 1204   |
|                |                |                  |                            |                      | €/supported ha         | n/a  | n/a  | n/a  | n/a  | 49     | 53     |
|                |                |                  |                            | Arable               | Agreements (n)         | n/a  | n/a  | n/a  | n/a  | 1      | 2      |
|                |                |                  |                            |                      | Supported area (ha)    | n/a  | n/a  | n/a  | n/a  | 6      | 56     |
|                |                |                  |                            |                      | Total expenditure (M€) | n/a  | n/a  | n/a  | n/a  | 0.0002 | 0.004  |
|                |                |                  |                            |                      | ha/agreement           | n/a  | n/a  | n/a  | n/a  | 6      | 28     |
|                |                |                  |                            |                      | €/agreement            | n/a  | n/a  | n/a  | n/a  | 193    | 1813   |
|                |                |                  |                            |                      | €/supported ha         | n/a  | n/a  | n/a  | n/a  | 34     | 65     |
|                |                |                  |                            | Horticulture         | Agreements (n)         | n/a  | n/a  | n/a  | n/a  | 0      | 0      |
|                |                |                  |                            |                      | Supported area (ha)    | n/a  | n/a  | n/a  | n/a  | 0      | 0      |
|                |                |                  |                            |                      | Total expenditure (M€) | n/a  | n/a  | n/a  | n/a  | 0      | 0      |
|                |                |                  |                            |                      | ha/agreement           | n/a  | n/a  | n/a  | n/a  | 0      | 0      |
|                |                |                  |                            |                      | €/agreement            | n/a  | n/a  | n/a  | n/a  | 0      | 0      |
|                |                |                  |                            |                      | €/supported ha         | n/a  | n/a  | n/a  | n/a  | 0      | 0      |
|                |                |                  |                            | Top fruit            | Agreements (n)         | n/a  | n/a  | n/a  | n/a  | 0      | 0      |
|                |                |                  |                            |                      | Supported area (ha)    | n/a  | n/a  | n/a  | n/a  | 0      | 0      |
|                |                |                  |                            |                      | Total expenditure (M€) | n/a  | n/a  | n/a  | n/a  | 0      | 0      |
|                |                |                  |                            |                      | ha/agreement           | n/a  | n/a  | n/a  | n/a  | 0      | 0      |
|                |                |                  |                            |                      | €/agreement            | n/a  | n/a  | n/a  | n/a  | 0      | 0      |
|                |                |                  |                            |                      | €/supported ha         | n/a  | n/a  | n/a  | n/a  | 0      | 0      |
|                |                |                  | Maintenance                | Grassland            | Agreements (n)         | n/a  | n/a  | n/a  | n/a  | 36     | 44     |
|                |                |                  |                            |                      | Supported area (ha)    | n/a  | n/a  | n/a  | n/a  | 1519   | 1742   |
|                |                |                  |                            |                      | Total expenditure (M€) | n/a  | n/a  | n/a  | n/a  | 0.1    | 0.1    |
|                |                |                  |                            |                      | ha/agreement           | n/a  | n/a  | n/a  | n/a  | 42     | 40     |
|                |                |                  |                            |                      | €/agreement            | n/a  | n/a  | n/a  | n/a  | 2379   | 2200   |
|                |                |                  |                            |                      | €/supported ha         | n/a  | n/a  | n/a  | n/a  | 56     | 56     |
|                |                |                  |                            | Arable               | Agreements (n)         | n/a  | n/a  | n/a  | n/a  | 12     | 15     |
|                |                |                  |                            |                      | Supported area (ha)    | n/a  | n/a  | n/a  | n/a  | 365    | 476    |
|                |                |                  |                            |                      | Total expenditure (M€) | n/a  | n/a  | n/a  | n/a  | 0.02   | 0.03   |
|                |                |                  |                            |                      | ha/agreement           | n/a  | n/a  | n/a  | n/a  | 30     | 32     |
|                |                |                  |                            |                      | €/agreement            | n/a  | n/a  | n/a  | n/a  | 1832   | 1831   |
|                |                |                  |                            |                      | €/supported ha         | n/a  | n/a  | n/a  | n/a  | 60     | 58     |
|                |                |                  |                            | Horticulture         | Agreements (n)         | n/a  | n/a  | n/a  | n/a  | 1      | 1      |
|                |                |                  |                            |                      | Supported area (ha)    | n/a  | n/a  | n/a  | n/a  | 1      | 1      |
|                |                |                  |                            |                      | Total expenditure (M€) | n/a  | n/a  | n/a  | n/a  | 0.0002 | 0.0002 |
|                |                |                  |                            |                      | ha/agreement           | n/a  | n/a  | n/a  | n/a  | 1      | 1      |
|                |                |                  |                            |                      | €/agreement            | n/a  | n/a  | n/a  | n/a  | 225    | 225    |
|                |                |                  |                            |                      | €/supported ha         | n/a  | n/a  | n/a  | n/a  | 225    | 225    |
|                |                |                  |                            | Top fruit            | Agreements (n)         | n/a  | n/a  | n/a  | n/a  | 0      | 0      |
|                |                |                  |                            |                      | Supported area (ha)    | n/a  | n/a  | n/a  | n/a  | 0      | 0      |
|                |                |                  |                            |                      | Total expenditure (M€) | n/a  | n/a  | n/a  | n/a  | 0      | 0      |
|                |                |                  |                            |                      | ha/agreement           | n/a  | n/a  | n/a  | n/a  | 0      | 0      |
|                |                |                  |                            |                      | €/agreement            | n/a  | n/a  | n/a  | n/a  | 0      | 0      |
|                |                |                  |                            |                      | €/supported ha         | n/a  | n/a  | n/a  | n/a  | 0      | 0      |
|                |                |                  | Maintenance and conversion | Total all land types | Agreements (n)         | n/a  | n/a  | 0    | 0    | 64     | 81     |
|                |                |                  |                            |                      | Supported area (ha)    | 3000 | 2000 | 0    | 0    | 2233   | 2710   |
|                |                |                  |                            |                      | Total expenditure (M€) | 0.1  | 0.1  | 0.0  | 0.0  | 0.1    | 0.2    |
|                |                |                  |                            |                      | ha/agreement           | n/a  | n/a  | 0    | 0    | 35     | 33     |
| €/agreement    | n/a            | n/a              |                            |                      | 0                      | 0    | 1949 | 1864 |      |        |        |
| €/supported ha | 39             | 62               |                            |                      | 0                      | 0    | 56   | 56   |      |        |        |

See page 114 for UK data sources.

| Country                    | Region                  | Status                 | Category                | Unit                   | 2011  | 2013  | 2015  | 2016  | 2017  | 2018  |
|----------------------------|-------------------------|------------------------|-------------------------|------------------------|-------|-------|-------|-------|-------|-------|
| United Kingdom             | Scotland                | Conversion             | RP Improved grassland   | Agreements (n)         | 47    | 74    | 34    | 27    | 10    | 0     |
|                            |                         |                        |                         | Supported area (ha)    | 2610  | 3783  | 1521  | 1207  | 531   | 0     |
|                            |                         |                        |                         | Total expenditure (M€) | 0.3   | 0.4   | 0.1   | 0.1   | 0.0   | 0     |
|                            |                         |                        |                         | ha/agreement           | 56    | 51    | 45    | 45    | 53    | 0     |
|                            |                         |                        |                         | €/agreement            | 5725  | 4862  | 2557  | 2559  | 3026  | 0     |
|                            |                         |                        |                         | €/supported ha         | 103   | 95    | 57    | 57    | 57    | 0     |
|                            |                         |                        | RP Arable               | Agreements (n)         | 40    | 62    | 26    | 20    | 7     | 0     |
|                            |                         |                        |                         | Supported area (ha)    | 1846  | 2790  | 1133  | 953   | 348   | 0     |
|                            |                         |                        |                         | Total expenditure (M€) | 0.3   | 0.5   | 0.1   | 0.1   | 0.0   | 0     |
|                            |                         |                        |                         | ha/agreement           | 46    | 45    | 44    | 48    | 50    | 0     |
|                            |                         |                        |                         | €/agreement            | 8027  | 7614  | 2979  | 3258  | 3400  | 0     |
|                            |                         |                        |                         | €/supported ha         | 174   | 169   | 68    | 68    | 68    | 0     |
|                            |                         |                        | RP Fruit and vegetables | Agreements (n)         | 8     | 11    | 6     | 3     | 0     | 0     |
|                            |                         |                        |                         | Supported area (ha)    | 248   | 299   | 110   | 55    | 0     | 0     |
|                            |                         |                        |                         | Total expenditure (M€) | 0.04  | 0.04  | 0.01  | 0.00  | 0     | 0     |
|                            |                         |                        |                         | ha/agreement           | 31    | 27    | 18    | 18    | 0     | 0     |
|                            |                         |                        |                         | €/agreement            | 5512  | 3871  | 1269  | 1255  | 0     | 0     |
|                            |                         |                        |                         | €/supported ha         | 178   | 142   | 69    | 68    | 0     | 0     |
|                            |                         | RP Rough grazing       | Agreements (n)          | 35                     | 55    | 26    | 20    | 8     | 0     |       |
|                            |                         |                        | Supported area (ha)     | 8313                   | 12225 | 5839  | 4188  | 1626  | 0     |       |
|                            |                         |                        | Total expenditure (M€)  | 0.04                   | 0.07  | 0.03  | 0.02  | 0.01  | 0     |       |
|                            |                         |                        | ha/agreement            | 238                    | 222   | 225   | 209   | 203   | 0     |       |
|                            |                         |                        | €/agreement             | 1152                   | 1245  | 1270  | 1181  | 1158  | 0     |       |
|                            |                         |                        | €/supported ha          | 5                      | 6     | 6     | 6     | 6     | 0     |       |
|                            |                         | Maintenance            | RP Improved grassland   | Agreements (n)         | 85    | 167   | 159   | 129   | 69    | 53    |
|                            |                         |                        |                         | Supported area (ha)    | 6252  | 12514 | 12313 | 10563 | 5415  | 4181  |
|                            |                         |                        |                         | Total expenditure (M€) | 0.3   | 0.7   | 0.7   | 0.6   | 0.3   | 0.3   |
|                            |                         |                        |                         | ha/agreement           | 74    | 75    | 77    | 82    | 78    | 79    |
|                            |                         |                        |                         | €/agreement            | 4053  | 4209  | 4460  | 4751  | 4760  | 4942  |
|                            |                         |                        |                         | €/supported ha         | 55    | 56    | 58    | 58    | 61    | 63    |
|                            |                         |                        | RP Arable               | Agreements (n)         | 65    | 137   | 130   | 104   | 53    | 38    |
|                            |                         |                        |                         | Supported area (ha)    | 5420  | 11393 | 9977  | 8097  | 3922  | 2403  |
|                            |                         |                        |                         | Total expenditure (M€) | 0.4   | 0.8   | 0.7   | 0.6   | 0.3   | 0.2   |
|                            |                         |                        |                         | ha/agreement           | 83    | 83    | 77    | 78    | 74    | 63    |
|                            |                         |                        |                         | €/agreement            | 5705  | 5729  | 5303  | 5419  | 5247  | 4581  |
|                            |                         |                        |                         | €/supported ha         | 68    | 69    | 69    | 70    | 71    | 72    |
|                            |                         |                        | RP Fruit and vegetables | Agreements (n)         | 4     | 6     | 8     | 8     | 8     | 6     |
|                            |                         |                        |                         | Supported area (ha)    | 294   | 344   | 384   | 379   | 383   | 334   |
|                            |                         |                        |                         | Total expenditure (M€) | 0.0   | 0.0   | 0.1   | 0.1   | 0.1   | 0.1   |
|                            |                         |                        |                         | ha/agreement           | 74    | 57    | 48    | 47    | 48    | 56    |
|                            |                         |                        |                         | €/agreement            | 5034  | 4688  | 9827  | 9823  | 9823  | 12535 |
|                            |                         |                        |                         | €/supported ha         | 68    | 82    | 205   | 207   | 205   | 225   |
|                            |                         | RP Rough grazing       | Agreements (n)          | 64                     | 115   | 113   | 91    | 55    | 41    |       |
|                            |                         |                        | Supported area (ha)     | 21764                  | 40308 | 37359 | 35944 | 31372 | 16628 |       |
|                            |                         |                        | Total expenditure (M€)  | 0.1                    | 0.1   | 0.2   | 0.1   | 0.1   | 0.1   |       |
|                            |                         |                        | ha/agreement            | 340                    | 351   | 331   | 395   | 570   | 406   |       |
| €/agreement                | 1390                    |                        | 1083                    | 1383                   | 1627  | 2250  | 2653  |       |       |       |
| €/supported ha             | 4                       |                        | 3                       | 4                      | 4     | 4     | 7     |       |       |       |
| Maintenance and conversion | RP Total all land types | Agreements (n)         | 348                     | 627                    | 502   | 402   | 210   | 138   |       |       |
|                            |                         | Supported area (ha)    | 46748                   | 83657                  | 68636 | 61386 | 43596 | 23546 |       |       |
|                            |                         | Total expenditure (M€) | 1.5                     | 2.6                    | 1.8   | 1.6   | 0.9   | 0.6   |       |       |
|                            |                         | ha/agreement           | 134                     | 133                    | 137   | 153   | 208   | 171   |       |       |
|                            |                         | €/agreement            | 4308                    | 4120                   | 3662  | 3892  | 4153  | 4493  |       |       |
|                            |                         | €/supported ha         | 32                      | 31                     | 27    | 25    | 20    | 26    |       |       |

See page 114 for UK data sources.



| ISO Code                                | Country                       | Region                 | Status         | Category                                | Unit                   | 2011  | 2013  | 2015  | 2016  | 2017  | 2018  |
|-----------------------------------------|-------------------------------|------------------------|----------------|-----------------------------------------|------------------------|-------|-------|-------|-------|-------|-------|
| UK                                      | United Kingdom                | Scotland               | Conversion     | AEC Improved grassland                  | Agreements (n)         | n/a   | n/a   | n/a   | 18    | 42    | 68    |
|                                         |                               |                        |                |                                         | Supported area (ha)    | n/a   | n/a   | n/a   | 1046  | 3248  | 4180  |
|                                         |                               |                        |                |                                         | Total expenditure (M€) | n/a   | n/a   | n/a   | 0.3   | 0.5   | 0.6   |
|                                         |                               |                        |                |                                         | ha/agreement           | n/a   | n/a   | n/a   | 58    | 77    | 61    |
|                                         |                               |                        |                |                                         | €/agreement            | n/a   | n/a   | n/a   | 15130 | 12744 | 8942  |
|                                         |                               |                        |                |                                         | €/supported ha         | n/a   | n/a   | n/a   | 260   | 165   | 145   |
|                                         |                               |                        |                | AEC Arable                              | Agreements (n)         | n/a   | n/a   | n/a   | 14    | 27    | 46    |
|                                         |                               |                        |                |                                         | Supported area (ha)    | n/a   | n/a   | n/a   | 706   | 982   | 1752  |
|                                         |                               |                        |                |                                         | Total expenditure (M€) | n/a   | n/a   | n/a   | 0.3   | 0.3   | 0.4   |
|                                         |                               |                        |                |                                         | ha/agreement           | n/a   | n/a   | n/a   | 50    | 36    | 38    |
|                                         |                               |                        |                |                                         | €/agreement            | n/a   | n/a   | n/a   | 18335 | 9277  | 7871  |
|                                         |                               |                        |                |                                         | €/supported ha         | n/a   | n/a   | n/a   | 363   | 255   | 207   |
|                                         |                               |                        |                | AEC Fruit and vegetables                | Agreements (n)         | n/a   | n/a   | n/a   | 4     | 13    | 29    |
|                                         |                               |                        |                |                                         | Supported area (ha)    | n/a   | n/a   | n/a   | 116   | 494   | 1086  |
|                                         |                               |                        |                |                                         | Total expenditure (M€) | n/a   | n/a   | n/a   | 0.1   | 0.3   | 0.6   |
|                                         |                               |                        |                |                                         | ha/agreement           | n/a   | n/a   | n/a   | 29    | 38    | 37    |
|                                         |                               |                        |                |                                         | €/agreement            | n/a   | n/a   | n/a   | 18187 | 19876 | 19516 |
|                                         |                               |                        |                |                                         | €/supported ha         | n/a   | n/a   | n/a   | 625   | 523   | 521   |
|                                         |                               |                        |                | AEC Unimproved grassland/ rough grazing | Agreements (n)         | n/a   | n/a   | n/a   | 10    | 33    | 52    |
|                                         |                               |                        |                |                                         | Supported area (ha)    | n/a   | n/a   | n/a   | 916   | 3232  | 4272  |
|                                         |                               |                        |                |                                         | Total expenditure (M€) | n/a   | n/a   | n/a   | 0.1   | 0.2   | 0.2   |
|                                         |                               |                        | ha/agreement   |                                         | n/a                    | n/a   | n/a   | 92    | 98    | 82    |       |
|                                         |                               |                        | €/agreement    |                                         | n/a                    | n/a   | n/a   | 6001  | 5749  | 4245  |       |
|                                         |                               |                        | €/supported ha |                                         | n/a                    | n/a   | n/a   | 65    | 59    | 52    |       |
|                                         |                               |                        | Maintenance    | AEC Improved grassland                  | Agreements (n)         | n/a   | n/a   | n/a   | 41    | 110   | 151   |
|                                         |                               |                        |                |                                         | Supported area (ha)    | n/a   | n/a   | n/a   | 2425  | 8142  | 10885 |
|                                         |                               |                        |                |                                         | Total expenditure (M€) | n/a   | n/a   | n/a   | 0.1   | 0.4   | 0.6   |
|                                         |                               |                        |                |                                         | ha/agreement           | n/a   | n/a   | n/a   | 59    | 74    | 72    |
|                                         |                               |                        |                |                                         | €/agreement            | n/a   | n/a   | n/a   | 3256  | 4034  | 3765  |
|                                         |                               |                        |                |                                         | €/supported ha         | n/a   | n/a   | n/a   | 55    | 54    | 52    |
|                                         |                               |                        |                | AEC Arable                              | Agreements (n)         | n/a   | n/a   | n/a   | 27    | 74    | 103   |
|                                         |                               |                        |                |                                         | Supported area (ha)    | n/a   | n/a   | n/a   | 1842  | 5224  | 6963  |
|                                         |                               |                        |                |                                         | Total expenditure (M€) | n/a   | n/a   | n/a   | 0.1   | 0.3   | 0.5   |
|                                         |                               |                        |                |                                         | ha/agreement           | n/a   | n/a   | n/a   | 68    | 71    | 68    |
|                                         |                               |                        |                |                                         | €/agreement            | n/a   | n/a   | n/a   | 4460  | 4546  | 4523  |
|                                         |                               |                        |                |                                         | €/supported ha         | n/a   | n/a   | n/a   | 65    | 64    | 67    |
|                                         |                               |                        |                | AEC Fruit and vegetables                | Agreements (n)         | n/a   | n/a   | n/a   | 9     | 21    | 32    |
|                                         |                               |                        |                |                                         | Supported area (ha)    | n/a   | n/a   | n/a   | 352   | 929   | 1621  |
|                                         |                               |                        |                |                                         | Total expenditure (M€) | n/a   | n/a   | n/a   | 0.1   | 0.2   | 0.3   |
|                                         |                               |                        |                |                                         | ha/agreement           | n/a   | n/a   | n/a   | 39    | 44    | 51    |
|                                         |                               |                        |                |                                         | €/agreement            | n/a   | n/a   | n/a   | 6938  | 8584  | 9232  |
|                                         |                               |                        |                |                                         | €/supported ha         | n/a   | n/a   | n/a   | 177   | 194   | 182   |
| AEC Unimproved grassland/ rough grazing | Agreements (n)                | n/a                    |                | n/a                                     | n/a                    | 23    | 70    | 99    |       |       |       |
|                                         | Supported area (ha)           | n/a                    |                | n/a                                     | n/a                    | 2654  | 10295 | 15173 |       |       |       |
|                                         | Total expenditure (M€)        | n/a                    |                | n/a                                     | n/a                    | 0.1   | 0.3   | 0.4   |       |       |       |
|                                         | ha/agreement                  | n/a                    | n/a            | n/a                                     | 115                    | 147   | 153   |       |       |       |       |
|                                         | €/agreement                   | n/a                    | n/a            | n/a                                     | 3421                   | 3741  | 3809  |       |       |       |       |
|                                         | €/supported ha                | n/a                    | n/a            | n/a                                     | 30                     | 25    | 25    |       |       |       |       |
| Maintenance and conversion              | AEC Total all land types      | Agreements (n)         | n/a            | n/a                                     | n/a                    | 146   | 390   | 580   |       |       |       |
|                                         |                               | Supported area (ha)    | n/a            | n/a                                     | n/a                    | 10058 | 32545 | 45933 |       |       |       |
|                                         |                               | Total expenditure (M€) | n/a            | n/a                                     | n/a                    | 1.1   | 2.5   | 3.5   |       |       |       |
|                                         |                               | ha/agreement           | n/a            | n/a                                     | n/a                    | 69    | 83    | 79    |       |       |       |
|                                         |                               | €/agreement            | n/a            | n/a                                     | n/a                    | 7239  | 6298  | 5972  |       |       |       |
|                                         |                               | €/supported ha         | n/a            | n/a                                     | n/a                    | 105   | 75    | 75    |       |       |       |
|                                         | AEC & RP Total all land types | Agreements (n)         | 348            | 627                                     | 502                    | 548   | 600   | 718   |       |       |       |
|                                         |                               | Supported area (ha)    | 46748          | 83657                                   | 68636                  | 71445 | 76141 | 69478 |       |       |       |
|                                         |                               | Total expenditure (M€) | 1.5            | 2.6                                     | 1.8                    | 2.6   | 3.3   | 4.1   |       |       |       |
|                                         |                               | ha/agreement           | 134            | 133                                     | 137                    | 130   | 127   | 97    |       |       |       |
|                                         |                               | €/agreement            | 4308           | 4120                                    | 3662                   | 4784  | 5547  | 5688  |       |       |       |
|                                         |                               | €/supported ha         | 32             | 31                                      | 27                     | 37    | 44    | 59    |       |       |       |

| ISO Code | Country        | Region                     | Status                     | Category               | Unit                   | 2011   | 2013   | 2015   | 2016   | 2017   | 2018   |
|----------|----------------|----------------------------|----------------------------|------------------------|------------------------|--------|--------|--------|--------|--------|--------|
| UK       | United Kingdom | Wales                      | Conversion                 | Area breakdown (ha)    | Grassland              | 2449   | 474    | 6063   | 7423   | 3627   | 1254   |
|          |                |                            |                            |                        | Arable                 | 66     | 24     |        |        |        |        |
|          |                |                            |                            |                        | Horticulture           | 5.1    | 0.4    | 17.0   | 23.0   | 22.0   | 0.0    |
|          |                |                            |                            |                        | Fruit                  | 2.6    | 17.7   |        |        |        |        |
|          |                |                            |                            |                        | Extensive grassland    | 893    | 6      | 2122   | 2692   | 1410   | 802    |
|          |                |                            |                            |                        | Grazed woodland        | 15     | 1      | 0      | 0      | 0      | 0      |
|          |                |                            |                            | Total all land types   | Agreements (n)         | n/a    | n/a    | 120    | 164    | 79     | 35     |
|          |                |                            |                            |                        | Supported area (ha)    | 3431   | 523    | 8202   | 10138  | 5059   | 2056   |
|          |                |                            |                            |                        | Total expenditure (M€) | n/a    | n/a    | 0.9    | 1.1    | 0.5    | 0.2    |
|          |                |                            | Maintenance                | Area breakdown (ha)    | Grassland              | 70984  | 55835  | 40821  | 40075  | 45635  | 47446  |
|          |                |                            |                            |                        | Arable                 | 4004   | 3446   |        |        |        |        |
|          |                |                            |                            |                        | Horticulture           | 117    | 106    | 303    | 212    | 162    | 208    |
|          |                |                            |                            |                        | Fruit                  | 34     | 47     |        |        |        |        |
|          |                |                            |                            |                        | Extensive grassland    | 33557  | 27681  | 13568  | 13817  | 15991  | 16529  |
|          |                |                            |                            |                        | Grazed woodland        | 1315   | 1003   | 0      | 0      | 0      | 0      |
|          |                |                            |                            | Total all land types   | Agreements (n)         | n/a    | n/a    | 384    | 368    | 470    | 514    |
|          |                |                            |                            |                        | Supported area (ha)    | 110011 | 88119  | 54692  | 54104  | 61788  | 64183  |
|          |                |                            |                            |                        | Total expenditure (M€) | n/a    | n/a    | 3.6    | 3.6    | 4.0    | 4.2    |
|          |                | Maintenance and conversion | Area breakdown (ha)        | Grassland              | 73433                  | 56310  | 46884  | 47498  | 49262  | 48700  |        |
|          |                |                            |                            | Arable                 | 4069                   | 3470   |        |        |        |        |        |
|          |                |                            |                            | Horticulture           | 122                    | 107    | 320    | 235    | 184    | 208    |        |
|          |                |                            |                            | Fruit                  | 37                     | 65     |        |        |        |        |        |
|          |                |                            |                            | Extensive grassland    | 34449                  | 27687  | 15690  | 16509  | 17401  | 17331  |        |
|          |                |                            |                            | Grazed woodland        | 1331                   | 1004   | 0      | 0      | 0      | 0      |        |
|          |                |                            | Total all land types       | Agreements (n)         | 922                    | 705    | 504    | 532    | 549    | 549    |        |
|          |                |                            |                            | Supported area (ha)    | 113441                 | 88642  | 62894  | 64242  | 66847  | 66239  |        |
|          |                |                            |                            | Total expenditure (M€) | 4.8                    | 2.2    | 4.5    | 4.7    | 4.5    | 4.3    |        |
|          |                | All regions                | Maintenance and conversion | Total all land types   | ha/agreement           | 123    | 126    | 125    | 121    | 122    | 121    |
|          |                |                            |                            |                        | €/agreement            | 5194   | 3123   | 8961   | 8803   | 8225   | 7909   |
|          |                |                            |                            |                        | €/supported ha         | 42     | 25     | 72     | 73     | 68     | 66     |
|          |                |                            |                            |                        | Agreements (n)         | 3723   | 3497   | 2859   | 2648   | 2724   | 2876   |
|          |                |                            |                            |                        | Supported area (ha)    | 439671 | 437452 | 364629 | 331807 | 340435 | 338006 |
|          |                |                            |                            |                        | Certified area (ha)    | 638528 | 558718 | 495929 | 490205 | 497742 | 457378 |
|          |                |                            |                            |                        | % cert. area supported | 69%    | 78%    | 74%    | 68%    | 68%    | 74%    |
|          |                |                            |                            |                        | Total expenditure (M€) | 17.3   | 14.4   | 14.2   | 13.9   | 16.1   | 17.9   |
|          |                |                            |                            |                        | ha/agreement           | 118    | 125    | 128    | 125    | 125    | 118    |
|          |                |                            |                            |                        | €/agreement            | 4641   | 4121   | 4950   | 5268   | 5900   | 6229   |
|          |                |                            |                            |                        | €/supported ha         | 39     | 33     | 39     | 42     | 47     | 53     |
|          |                |                            |                            |                        | €/certified ha         | 27     | 26     | 29     | 28     | 32     | 39     |

## UK data sources:

- regional government sources for agreement numbers and land use/conversion status, and for expenditure (2019 average exchange rate 0.8774 GBP/EUR used);
- for England, the data relates to two separate programming periods: Environmental Stewardship (ES, 2007-2013) and Countryside Stewardship (CS, 2014-2020);
- for Scotland, the data relates to two separate programming periods: Rural Priorities (RP, 2007-2013) and Agri-environment-climate (AEC, 2014-2020);
- Eurostat for certified area (lower than published UK statistics due to exclusion of some land use categories).

## 8.5 RDP measure code list (2014-2020)

| (Sub-) measure codes | Measures/sub-measures                                                                                                       |
|----------------------|-----------------------------------------------------------------------------------------------------------------------------|
| 1                    | knowledge transfer and information actions                                                                                  |
| 1.1                  | support for vocational training and skills acquisition actions                                                              |
| 1.2                  | support for demonstration activities and information actions                                                                |
| 1.3                  | support for short-term farm and forest management exchange as well as farm and forest visits                                |
| 2                    | advisory services, farm management and farm relief services                                                                 |
| 2.1                  | support to help benefiting from the use of advisory services                                                                |
| 2.2                  | support for the setting up of farm management, farm relief and farm advisory services as well as forestry advisory services |
| 2.3                  | support for training of advisors                                                                                            |
| 3                    | quality schemes for agricultural products and foodstuffs                                                                    |
| 3.1                  | support for new participation in quality schemes                                                                            |
| 3.2                  | support for information and promotion activities implemented by groups of producers in the internal market                  |
| 4                    | investments in physical assets                                                                                              |
| 4.1                  | support for investments in agricultural holdings                                                                            |
| 4.2                  | support for investments in processing/marketing and/or development of agricultural products                                 |
| 4.3                  | support for investments in infrastructure related to development, modernisation or adaptation of agriculture and forestry   |
| 4.4                  | support for non-productive investments linked to the achievement of agri-environment-climate objectives                     |
| 5                    | Restoring agricultural production following natural disasters                                                               |
| 6                    | farm and business development                                                                                               |
| 6.1                  | business start-up aid for young farmers                                                                                     |
| 6.2                  | business start-up aid for non-agricultural activities in rural areas                                                        |
| 6.3                  | business start-up aid for the development of small farms                                                                    |
| 6.4                  | support for investments in creation and development of non-agricultural activities                                          |
| 6.5                  | payments for farmers eligible for the small farmers scheme who permanently transfer their holding to another farmer         |
| 7                    | Basic services and village renewal in rural areas                                                                           |
| 8                    | Investments in forest area development                                                                                      |
| 9                    | setting up of producer groups and organisations                                                                             |
| 9                    | setting up of producer groups and organisations in the agriculture and forestry sectors                                     |
| 10                   | Agri-environment-climate                                                                                                    |
| 10.1                 | Agri-environment-climate                                                                                                    |
| 10.2                 | Genetic resources in agriculture                                                                                            |
| 11                   | Organic farming                                                                                                             |
| 11.1                 | Maintenance                                                                                                                 |
| 11.2                 | Conversion                                                                                                                  |
| 12                   | Natura 2000 and Water Framework Directive payments                                                                          |
| 12.1                 | compensation payment for Natura 2000 agricultural areas                                                                     |
| 12.2                 | compensation payment for Natura 2000 forest areas                                                                           |
| 12.3                 | compensation payment for agricultural areas included in river basin management plans                                        |
| 13                   | Payments to areas facing natural or other specific constraints                                                              |
| 13.1                 | compensation payment in mountain areas                                                                                      |
| 13.2                 | compensation payment for other areas facing significant natural constraints                                                 |
| 13.3                 | compensation payment to other areas affected by specific constraints                                                        |

|       |                                                                                                                                                                                                                                                                               |
|-------|-------------------------------------------------------------------------------------------------------------------------------------------------------------------------------------------------------------------------------------------------------------------------------|
| 14    | Animal welfare                                                                                                                                                                                                                                                                |
| 15    | Forest environmental and climate services and forest conservation                                                                                                                                                                                                             |
| 16    | Cooperation                                                                                                                                                                                                                                                                   |
| 16.1  | support for the establishment and operation of operational groups of the EIP for agricultural productivity and sustainability                                                                                                                                                 |
| 16.2  | support for pilot projects and for the development of new products, practices, processes and technologies                                                                                                                                                                     |
| 16.3  | cooperation among small operators in organising joint work processes and sharing facilities and resources, and for developing and marketing tourism                                                                                                                           |
| 16.4  | support for horizontal and vertical cooperation among supply chain actors for the establishment and development of short supply chains and local markets and for promotion activities in a local context relating to the development of short supply chains and local markets |
| 16.5  | support for joint action undertaken with a view to mitigating or adapting to climate change and for joint approaches to environmental projects and ongoing environmental practices                                                                                            |
| 16.6  | support for cooperation among supply chain actors for sustainable provision of biomass for use in food and energy production and industrial processes                                                                                                                         |
| 16.7  | support for non-CLLD strategies                                                                                                                                                                                                                                               |
| 16.9  | support for diversification of farming activities into activities concerning health care, social integration, community-supported agriculture and education about the environment and food                                                                                    |
| 16.10 | Others                                                                                                                                                                                                                                                                        |
| 17    | Risk management                                                                                                                                                                                                                                                               |
| 17.1  | crop, animal and plant insurance premium                                                                                                                                                                                                                                      |
| 17.2  | mutual funds for adverse climatic events, animal and plant diseases, pest infestations and environmental incidents                                                                                                                                                            |
| 17.3  | income stabilisation tool                                                                                                                                                                                                                                                     |
| 18    | Financing of complementary national direct payments for Croatia                                                                                                                                                                                                               |
| 19    | Support for LEADER local development                                                                                                                                                                                                                                          |
| 20    | Technical assistance Member States                                                                                                                                                                                                                                            |
| 20.1  | Support for technical assistance (other than NRN)                                                                                                                                                                                                                             |
| 20.2  | support for establishing and operating the NRN                                                                                                                                                                                                                                |
| 113   | Early retirement                                                                                                                                                                                                                                                              |
| 131   | Meeting standards based on Community legislation                                                                                                                                                                                                                              |
| 341   | Skills acquisition, animation and implementation                                                                                                                                                                                                                              |

## 8.6 Examples of nationally or regionally funded public measures specifically addressing organic farming, 2015-2019

|    | Farm investment                        | Certification, regulations*                        | Institutional capacity                                                                                         | Training, advice                                                                                             | Information, education                                                                                                          | Marketing, processing                                                                            | Promotion, public events                                                                  | Public procurement                                                                                          | Research                                                                                                     | Other                          | Further information                                                                                                                                                                                                                      |
|----|----------------------------------------|----------------------------------------------------|----------------------------------------------------------------------------------------------------------------|--------------------------------------------------------------------------------------------------------------|---------------------------------------------------------------------------------------------------------------------------------|--------------------------------------------------------------------------------------------------|-------------------------------------------------------------------------------------------|-------------------------------------------------------------------------------------------------------------|--------------------------------------------------------------------------------------------------------------|--------------------------------|------------------------------------------------------------------------------------------------------------------------------------------------------------------------------------------------------------------------------------------|
| AT |                                        |                                                    | Support for specific services                                                                                  |                                                                                                              | Training of teachers and advisors, learning materials                                                                           |                                                                                                  | Public information, part EU-funded promotion campaigns                                    |                                                                                                             | Project grants under Core-Organic and others                                                                 | Support for conferences        |                                                                                                                                                                                                                                          |
| BE |                                        | Inspection grants                                  | Support for BioForum Vlaanderen                                                                                | Conversion advice various types                                                                              |                                                                                                                                 | Supply chain development programme in BioForum                                                   | EU-part funded promotion campaign                                                         |                                                                                                             | Research grants, including Core-Organic                                                                      |                                | Examples from BE-VLA, funding details supplied. BE-WAL activities supported in OAP                                                                                                                                                       |
| BG |                                        |                                                    |                                                                                                                |                                                                                                              |                                                                                                                                 |                                                                                                  |                                                                                           |                                                                                                             |                                                                                                              |                                | No information supplied                                                                                                                                                                                                                  |
| CY |                                        |                                                    |                                                                                                                |                                                                                                              |                                                                                                                                 |                                                                                                  |                                                                                           |                                                                                                             |                                                                                                              |                                | No activities supported                                                                                                                                                                                                                  |
| CZ | Restructuring orchards, animal welfare | Online register of organic operators               | Support to IAEI for data collection, farm monitoring, to organic tech platform, and for EU integration of NGOs | Annual training of control body employees, inspectors, farmer training, advisory services, demo farms        | Events for children, information exchange for advisors, annual yearbook and other publications                                  | Marketing and processing seminars<br>Participation in international trade fairs                  | State promotional campaign since 2019 (previous 2008-10)<br>September organic food month, | Organic milk in schools project                                                                             | Varietal trials<br>Project grants 10% of national agri research funding, CZ organic technology platform      | Support for Bio-Academy        | Funding details supplied                                                                                                                                                                                                                 |
| DE |                                        | National <i>Bio-Siegel</i> logo, Inspection grants | Competence centres in several <i>Länder</i>                                                                    | Advisory programmes, grants for conversion advice, demo farms, training events, KTBL datasets & publications | <a href="http://Oekolandbau.de">Oekolandbau.de</a> : information for farmers, supply chain, trade, catering, schools, consumers | AMI collects and publishes organic market data; Eco-model regions linking farmers and processors | Multiple events, including Biofach and Öko-Feldtage with >10k attendees                   | BioBitte Initiative for more organic in out of home catering, with >20% target, with information and events | Federal level research programme, also farmer research-platform, CoreOrganic, Thünen Inst. of Organic Agric. | Federal organic farming awards | Many activities funded at regional ( <i>Länder</i> ) level<br>Several universities have Chairs or Departments of organic agriculture.<br>Regional research and advisory centres also have organic farming departments or work programmes |

|    | Farm investment                       | Certification, regulations*                                 | Institutional capacity                           | Training, advice                                            | Information, education                             | Marketing, processing                                   | Promotion, public events    | Public procurement                                            | Research                                                          | Other                                   | Further information                                                                                                                      |
|----|---------------------------------------|-------------------------------------------------------------|--------------------------------------------------|-------------------------------------------------------------|----------------------------------------------------|---------------------------------------------------------|-----------------------------|---------------------------------------------------------------|-------------------------------------------------------------------|-----------------------------------------|------------------------------------------------------------------------------------------------------------------------------------------|
| DK | Development of organic pig production | State operated inspection system, free of charge to farmers |                                                  | Free assessments for converting farms, consultancy services |                                                    | Fund for Organic Agriculture (FOA) investment programme | Promotion funding from FOA  | Ambitious programme, conversion of public kitchens to organic | Project grants from FOA, ICROFS, Coordination Core-Organic ERANET | Conversion of public land to organic    | Funding details supplied, some activities also as part of action plans<br>Agricultural levy funds used to support these (FOA) activities |
| EE |                                       | Legal act on organic catering                               |                                                  | Support for study tours and workshops                       |                                                    | Support as part of Programme for EE Eco-economy         | Best organic producer award | Promotion of organic products in schools                      | Protein crops project, Core-Organic funding                       |                                         |                                                                                                                                          |
| ES |                                       |                                                             |                                                  | Various initiatives                                         |                                                    |                                                         | Various initiatives         | Various initiatives                                           | Project grants                                                    |                                         | Mainly regional initiatives, details not obtained                                                                                        |
| FI |                                       |                                                             |                                                  | Support for organic advice & advisory orgs.                 |                                                    | Food chain development (knowledge focus)                |                             |                                                               | Project grants, including Core-Organic                            |                                         | Financial details supplied                                                                                                               |
| FR |                                       |                                                             | Agence Bio as national body supporting marketing |                                                             | Regional orgs. e.g. Interbio in Nouvelle Aquitaine |                                                         |                             | Initiatives at national and regional level                    |                                                                   | Water Agencies provide support to farms | Mainly regional initiatives                                                                                                              |
| GR |                                       |                                                             |                                                  |                                                             |                                                    |                                                         |                             |                                                               |                                                                   |                                         | No activities identified                                                                                                                 |
| HR |                                       |                                                             |                                                  |                                                             |                                                    |                                                         |                             |                                                               |                                                                   |                                         | Previous advice, training measures RDP-supported from 2015                                                                               |
| HU |                                       |                                                             |                                                  |                                                             |                                                    |                                                         |                             |                                                               |                                                                   |                                         | No activities identified                                                                                                                 |
| IE |                                       | Grant per operator to control bodies                        |                                                  | Some advisory support                                       | Demonstration farm, internship programmes          | Attendance at Biofach Processing grants                 | National Organic Awards     |                                                               |                                                                   |                                         |                                                                                                                                          |

|    | Farm invest-ment | Certification, regulations*                                       | Institutional capacity                                            | Training, advice                                                        | Information, education                                                           | Marketing, processing                                           | Promotion, public events                                         | Public procure-ment                                   | Research                        | Other                                                                                          | Further information                                    |
|----|------------------|-------------------------------------------------------------------|-------------------------------------------------------------------|-------------------------------------------------------------------------|----------------------------------------------------------------------------------|-----------------------------------------------------------------|------------------------------------------------------------------|-------------------------------------------------------|---------------------------------|------------------------------------------------------------------------------------------------|--------------------------------------------------------|
| IT |                  |                                                                   |                                                                   |                                                                         | Information for public catering, Mediterranean organic diet                      | Supply chain development grants                                 | Promotion to citizens and consumers                              | Promotion of organic in public catering, school meals | Project grants                  |                                                                                                | Mainly implemented at regional level (not all regions) |
| LV |                  |                                                                   | Support for activities, e.g. conferences                          |                                                                         | Courses at Rural Advisory Training Centre                                        | Marketing scheme for organic farmers                            | Promotion of organic food products                               |                                                       | Project grants                  |                                                                                                |                                                        |
| LT |                  |                                                                   |                                                                   | Advisory support for farmers/ land managers                             | Support for KT and information activities                                        | Support for marketing to producers and associations             |                                                                  |                                                       | Research grants in Core-Organic |                                                                                                |                                                        |
| LU |                  | Contribution to certification costs                               | Financial support for organic organisations for specific services | Co-financed advisory support, demonstration farms, events, factsheets   | Brochures and evening conferences, product information for supply chain actors   |                                                                 | Organic awards, public events, where to buy guide                | Pilot project on organic food in schools              | Project grants                  | Stakeholder group                                                                              |                                                        |
| MT |                  |                                                                   |                                                                   |                                                                         |                                                                                  |                                                                 |                                                                  |                                                       |                                 |                                                                                                | No activities supported                                |
| NL | Loan guarantees  |                                                                   |                                                                   |                                                                         | Support for Bionext for KT and education                                         |                                                                 |                                                                  |                                                       | Project grants in Core-Organic  | Support for regional projects linking organic with leading conventional farming and/or society |                                                        |
| PL |                  | Support preparing documents for inspection and grant applications |                                                                   | Farm advice, demonstration farms, advisor development, training courses | Publications (legislation, production, marketing), on-farm training for students | Training centre for processing, participation in regional fairs | Various activities targeted at children, best organic farm award |                                                       | Project grants                  |                                                                                                |                                                        |
| PT |                  |                                                                   |                                                                   |                                                                         |                                                                                  |                                                                 |                                                                  |                                                       |                                 |                                                                                                | No activities identified                               |
| RO |                  |                                                                   |                                                                   |                                                                         |                                                                                  |                                                                 |                                                                  |                                                       |                                 |                                                                                                | Previously supported, none since 2015                  |

|    | Farm investment | Certification, regulations* | Institutional capacity        | Training, advice                                       | Information, education            | Marketing, processing                            | Promotion, public events                    | Public procurement                       | Research                                          | Other | Further information                      |
|----|-----------------|-----------------------------|-------------------------------|--------------------------------------------------------|-----------------------------------|--------------------------------------------------|---------------------------------------------|------------------------------------------|---------------------------------------------------|-------|------------------------------------------|
| SE |                 |                             |                               |                                                        |                                   |                                                  |                                             |                                          | Project grants under Core-Organic                 |       |                                          |
| SI |                 |                             | Support for services provided | Training of farmers and advisors                       | Integration of organic in schools |                                                  | Promotion campaign, trade fairs             |                                          | Project grants, also Core-Organic                 |       |                                          |
| SK |                 |                             | Support for control institute |                                                        | Support for KT and publications   |                                                  |                                             |                                          | Project grants and conferences                    |       | No recent information available          |
| UK |                 | Grants to control bodies    |                               | Training courses in colleges, Farming Connect in Wales | Courses in a few universities     | Support for Biofach and trade fair participation | EU/industry only funded promotion campaigns | Food for Life programme (lottery funded) | Occasional project grants, FADN reports (England) |       | Some regional support in Scotland, Wales |

\* all countries provide certification oversight systems as required by EU organic regulations (EC, 2022b).

Source: own compilation of data from national survey respondents (Section 1.2, Annex 8.7) and other sources.



## 8.7 Respondents to national data surveys in 2011, 2015 and 2019

Thünen-Institute staff including Gerald Schwarz (2011 data) and Gudula Madsen (2015 data) also contributed substantially to data processing and validation.

| Country    | Year | Organisation                                                    | Contact                                                                                                                                                                     | Role                                       |
|------------|------|-----------------------------------------------------------------|-----------------------------------------------------------------------------------------------------------------------------------------------------------------------------|--------------------------------------------|
| AT         | 2011 | Fed. Min. Agric., Env., Water                                   | Thomas Rech; Alois Posch                                                                                                                                                    | Primary Respondents                        |
|            | 2015 | Fed. Min. Agric., Env., Water                                   | Thomas Rech                                                                                                                                                                 | Primary Respondent                         |
|            | 2019 | Fed. Min. Agric., Regions, Tourism<br>Bio Austria               | Thomas Rech<br>Katharina Gössinger                                                                                                                                          | Primary Respondent<br>Reviewer             |
| BE-<br>VLA | 2011 | VLA Min. Agric. Fisheries                                       | Diederik de Smedt,<br>Marie Verhassel                                                                                                                                       | Primary Respondents                        |
|            | 2015 | VLA Dept. Agric., Fisheries                                     | Els Bonte                                                                                                                                                                   | Primary Respondent                         |
|            | 2019 | VLA Dept. Agric., Fisheries<br>Bio Forum VLA                    | Kristof Vanoost<br>Lieve Vercauteren                                                                                                                                        | Primary Respondent<br>Reviewer             |
| BE-<br>WAL | 2011 | WAL Environnement Services Publiques                            | Christian Mulders                                                                                                                                                           | Primary Respondent                         |
|            | 2015 | WAL Environnement Services Publiques                            | Christian Mulders                                                                                                                                                           | Primary Respondent                         |
|            | 2019 | WAL Environnement Services Publiques<br>College des Producteurs | Christian Mulders<br>Muriel Huybrechts                                                                                                                                      | Primary Respondent<br>Reviewer             |
| BG         | 2011 | European Commission                                             | Not identified                                                                                                                                                              |                                            |
|            | 2019 | National Rural Network<br>Bio Selena                            | Not identified<br>Stoilko Apostolov                                                                                                                                         | Primary Respondent<br>Researcher           |
| CY         | 2011 | Min. Agric., Natural Resources, Env.                            | Yiannos Mavrommatis                                                                                                                                                         | Primary Respondent                         |
|            | 2015 | Min. Agric., Rural Dev., Env.<br>Agric. Payments Organisation   | Andreas Selearis<br>Natasa Christodoulou                                                                                                                                    | Primary Respondent<br>Primary Respondent   |
|            | 2019 | Min. Agric., Rural Dev., Env.                                   | Yiannos Mavrommatis                                                                                                                                                         | Primary Respondent                         |
| CZ         | 2011 | Inst. Agric. Econ., Information                                 | Andrea Hrabalová                                                                                                                                                            | Primary Respondent                         |
|            | 2015 | Tech Platform for Organic Agric.                                | Andrea Hrabalová                                                                                                                                                            | Primary Respondent                         |
|            | 2019 | Tech Platform for Organic Agric.                                | Andrea Hrabalová                                                                                                                                                            | Primary Respondent                         |
| DE         | 2011 | Thünen Inst.                                                    | Gerald Schwarz, Stefanie<br>Metze, Hiltrud Nieberg                                                                                                                          | Researchers                                |
|            | 2015 | Thünen Inst.                                                    | Gudula Madsen                                                                                                                                                               | Researcher                                 |
|            | 2019 | Thünen Inst.<br>Thünen Inst.                                    | Jürn Sanders<br>Nicolas Lampkin                                                                                                                                             | Researcher<br>Public resources             |
| DK         | 2011 | ICROFS, Aarhus University                                       | Lizzie Melby Jespersen                                                                                                                                                      | Primary Respondent                         |
|            | 2015 | ICROFS, Aarhus University                                       | Lizzie Melby Jespersen                                                                                                                                                      | Primary Respondent                         |
|            | 2019 | Min. Env., Food: DK Agric. Agency<br>Organic Denmark            | Susanne Harder Gabrielsen<br>Paul Holmbek                                                                                                                                   | Primary Respondent<br>Reviewer             |
| EE         | 2011 | Baltic Environmental Forum EE                                   | Merle Kurlis                                                                                                                                                                | Primary Respondent                         |
|            | 2015 | EE Organic Farming Platform                                     | Merit Mikk                                                                                                                                                                  | Primary Respondent                         |
|            | 2019 | EE Organic Farming Platform                                     | Merit Mikk                                                                                                                                                                  | Primary Respondent                         |
| ES         | 2011 | Society Ecological Agric., Agroecology                          | Victor González                                                                                                                                                             | Primary Respondent                         |
|            | 2015 | Various regional organisations                                  | Juana Velasco Mateos-Aparicio, Jon Jauregui Arana, Juan Manuel Martínez Barral, Jose Maria Guerrero, Isidre Martínez, David Olmo, José Miguel González Otero, Pedro J Saura | Regional Respondents                       |
|            |      | 2019                                                            | EcoValia<br>FIBL Europe                                                                                                                                                     | Evelyne Alcazar Martin<br>Miguel de Porrás |
| FI         | 2011 | Min. Agric., Forestry                                           | Marjatta Kemppainen-Mäkelä                                                                                                                                                  | Primary Respondent                         |
| FR         | 2011 | Agence Bio                                                      | Elisabeth Mercier,<br>Pierre Notabili                                                                                                                                       | Primary Respondent                         |

| Country | Year | Organisation                                                           | Contact                                                             | Role                                     |
|---------|------|------------------------------------------------------------------------|---------------------------------------------------------------------|------------------------------------------|
| GR      | 2011 | Agric. University, Athens                                              | George Vlahos                                                       | Primary Respondent                       |
|         | 2015 | Agric. University, Athens                                              | George Vlahos                                                       | Primary Respondent                       |
|         | 2019 | Agric. University, Athens<br>Consultant                                | George Vlahos<br>Nicolette van der Smissen                          | Primary Respondent<br>Reviewer           |
| HR      | 2015 | Min. Agric.                                                            | Branka Palčić                                                       | Primary Respondent                       |
|         |      | Min. Agric.                                                            | Darina Malekin                                                      | Primary Respondent                       |
|         | 2019 | Farmer<br>Consultant                                                   | Andrea Vugrinovic<br>Darko Znaor                                    | Reviewer<br>Reviewer                     |
| HU      | 2011 | Research Inst. Agric. Econ.                                            | Gyöngyi Kürthy                                                      | Primary Respondent                       |
|         | 2015 | Directorate Agric. Econ.                                               | Gyöngyi Kürthy                                                      | Primary Respondent                       |
|         | 2019 | Min. Agric. Secretariat Rural Dev.<br>ÖMKI Res. Inst. Organic Agric.   | Attila Nagy<br>Dora Drexler                                         | Primary Respondent<br>Reviewer           |
| IE      | 2011 | Organic Research Centre UK<br>Dept. Agric., Fisheries, Food<br>Teagasc | Susanne Padel, Martina Niggli<br>Jim Carew<br>James McDonnell       | Researchers<br>Informant<br>Informant    |
|         | 2015 | Dept. Agric., Food, Marine                                             | Joan Furlong                                                        | Primary Respondent                       |
|         | 2019 | Dept. Agric., Food, Marine<br>Irish Organic Association                | Joan Furlong<br>Gillian Westbrook                                   | Primary Respondent<br>Reviewer           |
| IT      | 2011 | National Inst. Agric. Econ. (INEA)                                     | Filippo Chiozzotto                                                  | Primary Respondent                       |
|         | 2015 | Council Agric Res & Econ. (CREA)                                       | Filippo Chiozzotto                                                  | Primary Respondent                       |
|         | 2019 | Council Agric Res & Econ. (CREA)                                       | Giovanni Dara Guccione                                              | Primary Respondent                       |
| LT      | 2011 | Inst. Agrarian Econ.                                                   | Irena Krisciukaitiene                                               | Primary Respondent                       |
|         | 2015 | Inst. Agrarian Econ.                                                   | Irena Krisciukaitiene                                               | Primary Respondent                       |
| LU      | 2011 | Admin Service Agric. Technology                                        | Monique Faber                                                       | Primary Respondent                       |
|         | 2015 | Admin Service Agric. Technology                                        | Monique Faber                                                       | Primary Respondent                       |
|         | 2019 | Admin Service Agric. Technology<br>Organic Farming Association LU      | Monique Faber<br>Daniela Noesen-Steiger                             | Primary Respondent<br>Reviewer           |
| LV      | 2011 | Min. Agric.                                                            | Līga Drozdovska                                                     | Primary Respondent                       |
|         | 2015 | Min. Agric.                                                            | Aiva Zvirbule, Līga Drozdovska                                      | Primary Respondents                      |
|         | 2019 | Min. Agric.<br>Organic Agric. Association LV                           | Aiva Zvirbule<br>Gustavs Norkārklis                                 | Primary Respondent<br>Reviewer           |
| MT      | 2011 | Min. Resources, Rural Affairs<br>European Commission                   | Joseph Caruana<br>Not identified                                    | Primary Respondent                       |
|         | 2015 | Organic Agric. Movement MT                                             | John Portelli                                                       | Primary Respondent                       |
|         | 2019 | Dept. Rural Dev.<br>Organic Agric. Movement MT                         | Robert Vassallo<br>Mario Salerno                                    | Primary Respondent<br>Reviewer           |
| NL      | 2011 | EU Commission Unit E.1<br>Min. Econ. Affairs, Agric., Innovation       | Joël Vandamme<br>Margreet Hofstede                                  | Primary Respondent<br>Primary Respondent |
|         | 2015 | Min. Econ Affairs                                                      | Jan Gerrit Deelen                                                   | Primary Respondent                       |
|         | 2019 | Min. Econ Affairs<br>Min. Agric., Nature, Food Quality<br>Bionext      | Mariska Robakowski, Lydia<br>Westerouen van Meeteren<br>Marian Blom | Primary Respondents<br>Reviewer          |
| PL      | 2011 | IFOAM EU Group BE                                                      | Andrzej Szeremeta                                                   | Primary Respondent                       |
|         | 2019 | Min. Agric., Rural Dev.                                                | Grzegorz Ziemięcki                                                  | Primary Respondent                       |
| PT      | 2011 | Min. Agric.                                                            | Maria S. Luis Centeno                                               | Primary Respondent                       |
|         | 2015 | Directorate-General Agric., Rural Dev.                                 | Fernando Costa Costa<br>Cristina M Hagatong                         | Primary Respondents                      |
|         | 2019 | Thünen Institute DE                                                    | Nicolas Lampkin                                                     | Public Resources                         |

| Country | Year | Organisation                           | Contact                              | Role                |
|---------|------|----------------------------------------|--------------------------------------|---------------------|
| RO      | 2011 | Min. Agric., Rural Dev.                | Andrei Stefan Bălan                  | Primary Respondent  |
|         | 2015 | Min. Agric., Rural Dev.                | Andrei Stefan Bălan                  | Primary Respondent  |
|         | 2019 | Min. Agric., Rural Dev.                | Nicoleta Olaru                       | Primary Respondent  |
| SE      | 2011 | Min. Rural Affairs                     | Sofia Björnsson,<br>Ulrika Askling   | Primary Respondents |
|         |      | SE Board Agric.                        | Göte Frid                            | Primary Respondent  |
|         | 2015 | SE Board Agric.                        | Isabella Grötting                    | Primary Respondent  |
|         |      | SE Board Agric.                        | Niclas Berg Andrén,<br>Lena Söderman | Primary Respondents |
| SI      | 2019 | Ekologiska Lantbrukarna                | Josefine Johansson Zuazu             | Reviewer            |
|         |      | Inst. Sustainable Dev.                 | Anamarija Slabe,<br>Urša Šebenik     | Primary Respondents |
|         |      | Inst. Sustainable Dev.                 | Anamarija Slabe                      | Primary Respondent  |
| SK      | 2019 | Min. Agric.                            | Maja Zibert                          | Primary Respondent  |
|         |      | Inst. Sustainable Dev.                 | Anamarija Slabe                      | Reviewer            |
|         |      | Inst. Agric. Econ., Information CZ     | Anamarija Slabe                      | Reviewer            |
| UK-ENG  | 2019 | Min. Agric.                            | Ján Haluška                          | Primary Respondent  |
|         |      | Dept. Env., Food, Rural Affairs        | Andrea Hrabalová                     | Researcher          |
|         |      | Organic Research Centre                | Ján Haluška                          | Primary Respondent  |
| UK-NI   | 2019 | Dept. Env., Food, Rural Affairs        | James Winpenny                       | Primary Respondent  |
|         |      | Organic Research Centre                | Susanne Padel                        | Researcher          |
|         |      | Rural Payments Agency                  | Martin Ruddy                         | Uptake, expenditure |
| UK-SCO  | 2019 | Thünen Inst. DE                        | Nicolas Lampkin                      | Public resources    |
|         |      | Dept. Agric., Rural Dev. NI            | David Garrett                        | Primary Respondent  |
|         |      | Organic Research Centre                | Susanne Padel                        | Researcher          |
| UK-WAL  | 2019 | Dept. Agric., Env & Rural Affairs      | Stephen Trew                         | Uptake, expenditure |
|         |      | Thünen Inst. DE                        | Nicolas Lampkin                      | Public resources    |
|         |      | SCO Executive Env. Rural Affairs Dept. | Alistair Prior                       | Primary Respondent  |
| UK-WAL  | 2019 | SCO Agric. College                     | Richard Huxtable                     | Informant           |
|         |      | SCO Agric. College                     | David Michie                         | Primary Respondent  |
|         |      | Trade Policy, Food, Drink Division     | Pamela Blyth                         | Uptake, expenditure |
| UK-WAL  | 2019 | Thünen Inst. DE                        | Nicolas Lampkin                      | Public resources    |
|         |      | Organic Research Centre                | Nicolas Lampkin                      | Researcher          |
|         |      | Organic Research Centre                | Nicolas Lampkin                      | Researcher          |
| UK-WAL  | 2019 | Rural Payments Wales                   | Hugh Morgan                          | Uptake, expenditure |
|         |      | Thünen Inst. DE                        | Nicolas Lampkin                      | Public resources    |
|         |      | Rural Payments Agency                  | Nicolas Lampkin                      | Public resources    |

UK 2011 data collated and compiled by Susanne Padel, Organic Research Centre.

**Bibliografische Information:**  
Die Deutsche Nationalbibliothek verzeichnet diese Publikationen in der Deutschen Nationalbibliografie; detaillierte bibliografische Daten sind im Internet unter [www.dnb.de](http://www.dnb.de) abrufbar.

*Bibliographic information:*  
*The Deutsche Nationalbibliothek (German National Library) lists this publication in the German National Bibliography; detailed bibliographic data is available on the Internet at [www.dnb.de](http://www.dnb.de)*

Bereits in dieser Reihe erschienene Bände finden Sie im Internet unter [www.thuenen.de](http://www.thuenen.de)

*Volumes already published in this series are available on the Internet at [www.thuenen.de](http://www.thuenen.de)*

**Zitationsvorschlag – Suggested source citation:**  
**Lampkin N, Sanders J (2022)** Policy support for organic farming in the European Union 2010-2020. Braunschweig: Johann Heinrich von Thünen-Institut, 122 p, Thünen Working Paper 200, DOI:10.3220/WP1663067402000.

Die Verantwortung für die Inhalte liegt bei den jeweiligen Verfassern bzw. Verfasserinnen.

*The respective authors are responsible for the content of their publications.*



## Thünen Working Paper 200

Herausgeber/Redaktionsanschrift – *Editor/address*

Johann Heinrich von Thünen-Institut

Bundesallee 50

38116 Braunschweig

Germany

[thuenen-working-paper@thuenen.de](mailto:thuenen-working-paper@thuenen.de)

[www.thuenen.de](http://www.thuenen.de)

DOI:10.3220/WP1663067402000

urn:nbn:de:gbv:253-202209-dn065320-3