

Sonderheft 339
Special Issue

Organic Farming Support Payments in the EU

Gerald Schwarz, Hiltrud Nieberg und
Jörn Sanders



***Bibliographic information published by
the German National Library***

*The German National Library lists this
publication in the German National
Bibliography; detailed bibliographic data
are available in the internet at
<http://www.d-nb.de/>*

***Bibliografische Information
der Deutschen Bibliothek***

*Die Deutsche Bibliothek verzeichnet diese
Publikation in der Deutschen Nationalbiblio-
grafie; detaillierte bibliografische Daten sind
im Internet über <http://www.d-nb.de/>
abrufbar.*



2010

**Landbauforschung
*vTI Agriculture and
Forestry Research***

Johann Heinrich von Thünen-Institut
Federal Research Institute for Rural Areas,
Forestry and Fisheries,

Johann Heinrich von Thünen-Institut
Bundesforschungsinstitut für
Ländliche Räume, Wald und Fischerei (vTI)
Bundesallee 50, D-38116 Braunschweig,
Germany

Responsibility for the content rests
exclusively with the authors.

Die Verantwortung für die Inhalte liegt
bei den jeweiligen Verfassern bzw.
Verfasserinnen.

landbauforschung@vti.bund.de
www.vti.bund.de

Preis / Price 14 €

ISSN 0376-0723

ISBN 978-3-85675-065-4

Landbauforschung
*vTI Agriculture and
Forestry Research*

Sonderheft 339
Special Issue

Organic Farming Support Payments in the EU

Gerald Schwarz, Hiltrud Nieberg und
Jörn Sanders

Johann Heinrich von Thünen-Institut
Federal Research Institute for Rural Areas,
Forestry and Fisheries
Institute of Farm Economics

Executive Summary

The project was commissioned by the Federal Ministry of Food, Agriculture and Consumer Protection and aims to provide an overview of the organic support scheme in the EU in the current programme period. More specifically, the overview provides detailed information on the implementation of the organic support payments in EU Member States and their regions, including payment design, eligibility and management requirements, certification support, and aspects in relation to scheme access, planned payment changes and possible combinations with other agri-environment measures. The report is aimed at policy-makers, stakeholders and scientists with an interest in organic farming and related policies.

The report covers 24 Member States. Cyprus and Malta have been excluded due to their negligible area of organic farming and no data could be obtained from Romania. In addition, the report includes a detailed regional coverage of Belgium, France, Germany, Italy and Spain. The data on the organic support payments have been collated through a survey of relevant organisations in each Member State in 2009 and early 2010. In addition, data available from published rural development programmes and other online sources were used to obtain additional information on the organic support payments in the previous and current programme periods.

Payment rates

The results of the survey show large variations in the payment rates for the same land type using a differentiation of seven land types including arable land, grassland, vegetables and herbs, greenhouse crops, perennials and orchards, vineyards, and olive trees. For example, one ha of arable land can receive a conversion payment rate (on the basis of the average rate over a five year conversion contract) between 77 and 600 €. The range of per ha conversion payments for vineyards even spans from 350 to 1 080 €. The differences in conversion and maintenance payment rates are the result of a number of different factors including different payment differentiations within the broader land types (a specific corn payment is likely to lead to a higher payment rate than an average arable payment), different economic assumptions and different cost and income foregone components in payment calculations, budget allocations and constraints, consideration of different bio-physical land characteristics and the inclusion of (area-based) livestock payment components. However, further analysis is required to draw more detailed conclusions on the exact reasons behind the various differences in payment rates.

To some extent a general pattern emerges from the survey that some Member States tend to have relatively high payment rates across the seven land types compared to other Member States. For example, relatively high conversion and maintenance payment rates generally exist in Belgium, some Italian regions and Greece, while relatively low payment rates can be found in Bulgaria, Estonia, some Spanish regions and UK. But the exact ranking of

the Member States in terms of the level of the payment rates varies between the different land types.

Variations between the Member States also exist with respect to the payment differentiation between land types and over time. Only Denmark, Finland and Ireland, have implemented uniform conversion payment rates across the different land use categories. In addition to those three countries, also England and Wales have implemented uniform maintenance payment rates. 10 Member States have constant payment rates throughout the conversion and maintenance periods. On the other hand, roughly half of the countries take into account the lack of price premiums for in-conversion products before the farm is certified as organic and have implemented higher payment rates for the first two or three years of conversion payments.

The comparison of payment rates for arable land, grassland, vegetables and perennials between 2004 and 2009 shows that the payment rates for those four land types have generally increased across the Member States. In fact, only Austria, Denmark, some German and Italian regions have decreased the payment rates across all four land types over this period. Generally, the implemented changes in payment rates appear to be relatively homogenous within a Member State or region. Only Lithuania, Slovenia, Wales and some regions in Germany, Italy and Spain have increased and decreased payment rates of different land types at the same time. Also, in most cases, Member States changed the rate of conversion and maintenance payments for a specific land type in the same direction (exceptions exist for arable land in Lithuania and Latvia).

Some Member States have reported further increases in payment rates (either planned or already implemented). However, scheme access problems in several countries highlight that high payment rates do not necessarily guarantee a high level of support for organic farms and that the positive impact of high support payments can be reduced due to a lack of access of farms to the schemes. The results of the survey also indicate that the extent of additional scheme requirements beyond organic standards is not necessarily reflected in higher payment rates.

Eligibility criteria and requirements

Support for organic farms is restricted through the implementation of maximum and minimum payment limits (with respect to the farm size or amount of financial support), payment degression and/or stocking rates. While most Member States have implemented minimum payment limits, maximum payment limits and payment degression are less frequently implemented. Maximum stocking rates per hectare below 2 LU/ha are implemented in six countries (lowest maximum stocking rate of 0.5 LU/ha). Minimum stocking rates, on the other hand, are implemented in the majority of the Member States (applicable to grassland and fodder crop payments) and vary between 0.2 LU/ha and 1 LU/ha. Gener-

ally, the survey indicates that Member States implement a selection of maximum and minimum payment limits, payment degression and maximum and minimum stocking rates, instead of all or none of those limits.

Furthermore, thirteen Member States have implemented restrictions on the eligibility of crops or land types either by defining crop-specific payment categories or specifically excluding certain crop and land types from broader defined payment categories. Generally, four land and crop types can be identified which are not eligible for support in several countries including set-aside land, permanent grassland, greenhouse production and energy crops. Farmers in most Member States have to fulfil additional scheme requirements beyond the organic standards and cross compliance to qualify for organic support payments. Only farmers in Belgium, France, Hungary, Ireland, Luxembourg, and Poland do not need to comply with additional requirements. The most frequent reported additional requirements in relation to training, keeping records of farm (parcel) data, further reductions in the application of N-fertilizers, cut or grazing frequency and timing on grassland, no parallel cultivation, restrictions of irrigation and melioration measures, no conversion of permanent grassland to arable land, and harvesting and selling of crops.

Livestock enterprises have to be managed organically in most Member States. Only Bulgaria, Finland, France, Hungary and Sweden do not require livestock to be managed organically. On the other hand, gradual and/or part conversion is possible in most Member States. The restriction to convert the whole farm does only exist in Germany and six further Member States (Denmark, Spain, Hungary, most regions in Italy, Luxembourg and Portugal).

Certification support

The Member States deal in different ways with the costs for certification and inspections incurred by farmers. Most of the Member States provide some form of financial support to farmers to cover parts of the certification and inspection cost, but different approaches are used. Flanders (Belgium), Germany (most regions), Spain (most regions), France, Ireland, Lithuania and the Netherlands provide a separate certification support payment under the organic farming support schemes and reimburse either a specific amount per farm, per hectare or a certain percentage of the certification and inspection cost. A number of Member States use alternative approaches to support certification cost. While Austria, Greece (food crops), Italy, Poland and Slovenia provide support through measure 132 of axis 1 (food quality schemes), Sweden uses article 69 payments (Reg 1782/2003) and Bulgaria, Greece (non-food crops), Latvia and the UK have included a certification cost component in the calculation of conversion payment rates or increased the rate by a certain amount for the first hectare during the in-conversion period. Denmark provides the organic certification free of charge. On the hand, seven countries (Czech Republic, Estonia, Finland, Hungary, Luxembourg, Portugal and Slovakia) did not report any support for certification and inspection cost.

Combinations with other agri-environmental measures (on-top payments)

Mandatory commitments to combine organic support payments with basic AEMs exist in Finland and England, while such combinations are optional in Estonia and Denmark. Besides the few cases of mandatory and optional linkages of the organic support payments with basic agri-environmental schemes, the survey explored what other options exist for farmers to top-up organic support payments through other AEMs for the same piece of land. A wide range of options for other agri-environmental payments “on-top” of the organic support payments (accumulated payments) for the same piece of land have been reported from the different Member States and includes most agri-environmental key themes, such as grassland conversion and maintenance, (other) biodiversity measures, conservation of landscape features, water protection, soil protection, and traditional crop types and endangered livestock breeds.

The results of the survey indicate for some Member States an emphasis in the combination options on certain key themes. For example, a focus on traditional crop types and local/endangered livestock races exist in Southern European Member States and grassland management and biodiversity and wildlife options are the main combination options in the Czech Republic, Poland and Slovenia. “On-top” payments across several key themes exist in Austria, Belgium, Finland, Germany, some Italian regions, Latvia, Portugal, Sweden, Slovakia and UK. On the other hand, no combination options were reported from Bulgaria, some Spanish regions, some Italian regions and Lithuania. The level of “on-top” payments through other agri-environmental measures varies substantially between different types of measures.

“Topping up” organic support payments through other agri-environmental payments utilises the comparative advantages of organic farms in providing environmental benefits and public goods and grants additional financial support to organic farms. In addition to agri-environmental measures a range of further options for an integrated policy support approach for organic farms exist through other measures in axis 2 (e.g. Natura 2000 payments and animal welfare payments) and other axes of the RDP (e.g. modernisation of farm holdings, food quality schemes and encouragement of tourism activities). The provision of certification support through food quality schemes reported from five Member States presents one example for combined support across different RDP axes. More examples of other rural development measures particularly targeted at organic farms (e.g. modernisation of agricultural holdings in Lombardy in Italy and encouragement of tourism activities in the Czech Republic) have been identified for a selection of Member States in previous studies. However, a systematic and detailed update of existing and potential policy support to organic farms across the different axes in the current rural development programmes in the EU-27 would further inform the policy debate about possible future approaches to support organic farming in the EU.

Table of Contents

Executive Summary	i
List of Tables	II
List of Figures	III
List of Abbreviations	IV
List of Contributors	VI
1 Introduction	1
2 Payment rates	5
3 Eligibility criteria and requirements	25
4 Support for organic certification and inspection	31
5 Combinations with other agri-environmental measures	33
6 Summary	35
7 References	37
Annex	A1 – A301

List of Tables

Table 1-1:	Overview of the development of the organic area in the EU	2
Table 2-1:	Conversion payment rates in EU Member States (2009, average payments over the first five years)	9
Table 2-2:	Maintenance payment rates in EU Member States (2009)	15
Table 2-3:	Comparison of changes in conversion payment rates between 2004 and 2009	19
Table 2-4:	Comparison of changes in maintenance payment rates between 2004 and 2009	20
Table 3-1:	Payment limits, degression and stocking rates	26
Table 3-2:	Organic livestock management and conversion requirements	27
Table 3-3:	Eligible crop and additional scheme requirements	28
Table 4-1:	Overview of certification support	31

Tables and figures require detailed explanations. Should you wish further assistance, please do not hesitate to contact Dr Gerald Schwarz by email: gerald.schwarz@vti.bund.de.

List of Figures

Figure 2-1a:	Conversion payments in EU Member States (2009, average payments over the first five years, grassland, arable land, annual vegetables/herbs and perennials, orchards, fruits)	7
Figure 2-1b:	Conversion payments in EU Member States (2009, average payments over the first five years, greenhouse crops, vineyards and olive trees)	8
Figure 2-2a:	Maintenance payments in EU Member States (2009, grassland, arable land, annual vegetables/herbs, and perennials, orchards, fruits)	13
Figure 2-2b:	Maintenance payments in EU Member States (2009, greenhouse crops, vineyards and olive trees)	14
Figure 2-3:	Comparison of maintenance payment rates for arable land between 2004 and 2009	21
Figure 2-4:	Comparison of maintenance payment rates for grassland between 2004 and 2009	22

Tables and figures require detailed explanations. Should you wish further assistance, please do not hesitate to contact Dr Gerald Schwarz by email: gerald.schwarz@vti.bund.de.

List of Abbreviations

Country codes

AT	Austria
BE	Belgium
BG	Bulgaria
CZ	Czech Republic
DE	Germany
DK	Denmark
EE	Estonia
ES	Spain
FI	Finland
FR	France
GR	Greece
HU	Hungary
IE	Ireland
IT	Italy
LT	Lithuania
LU	Luxembourg
LV	Latvia
NL	Netherlands
PL	Poland
PT	Portugal
SE	Sweden
SI	Slovenia
SK	Slovakia
UK	United Kingdom
UK-EN	England
UK-NI	Northern Ireland
UK-SC	Scotland
UK-WA	Wales

Other abbreviations

AEM	Agri-environment measure
BF	Bee family
BH	Beehive
CAB	Conversion a l'Agriculture Biologique
CAP	Common Agricultural Policy
CEE	Central and Eastern Europe
CGA	Centre des Groupements des Agrobiologistes
DAFRD	Department of Agriculture, Food and Rural Development

DARD	Department of Agriculture and Rural Development
DEFRA	Department for Environment, Food and Rural Affairs
DRAAF	Direction Régionale de l'Alimentation, de l'Agriculture et de la Forêt
EAFRD	European Agricultural Fund for Rural Development
EC	European Commission
EEC	European Economic Community
ELS	Entry Level Scheme
EU	European Union
EUR	Euro
GRAB	Groupeement Régional d'Agriculture Biologique
GBP	British Pound
ha	Hectare
IFOAM	International Federation of Organic Agriculture Movements
LU	Livestock
MAB	Maintien de l'agriculture biologique
MARD	Ministry of Agriculture and Rural Development
N	Nitrogen
na	Not applicable
nd	No data
OFS	Organic Farming Scheme
OPABA	Organisation Professionnelle de l'Agriculture Biologique en Alsace
PLZ	Polish Zloty
RDP	Rural development plan
Reg	Regulation
RPAC	Regional Proposal Assessment Committee
SEK	Swedish Krona

List of Contributors

Country	Name	Organisation
AT	Thomas Rech	Federal Ministry of Agriculture, Forestry, Environment and Water (BMLFUW) Vienna, Austria
	Alois Posch	Federal Ministry of Agriculture, Forestry, Environment and Water (BMLFUW) Vienna, Austria
BE	Petra Tas	Bioforum, Flanders Belgium
	Katleen Butaye	Landbouw en Visserij, Biologische Landbouw Flanders, Belgium
	André Verlaine	Service Public de Wallonie (SPW), DG Agriculture, Ressources naturelles et Environment, Wallonia, Belgium
BG	Milena Nikolova	Ministry of Agriculture and Food (MoAF) Sofia, Bulgaria.
CZ	Andrea Hrabalova	Institute of Agricultural Economics and Information (UZEI) Brno, Czech Republic
DE	Hiltrud Nieberg	Johann Heinrich von Thünen-Institut Braunschweig, Germany
DK	Lizzie Melby Jespersen	International Centre for Research in Organic Food Systems (ICROFS) Foulum, Denmark
EE	Merit Mikk	Centre for Ecological Engineering (CEET) Tartu, Estonia
ES	Victor Gonzálvez	Sociedad Española de Agricultura Ecológica (SEAE) Valencia, Spain
FI	Antti Miettinen	MTT Agrifood Research Finland Helsinki, Finland
FR	Yvonne Henkel	Fédération Nationale d'Agriculture Biologique des régions de France (FNAB) Paris, France
GR	George Vlahos	Agricultural University of Athens Athens, Greece
HU	Gyöngyi Kürthy	Research Institute of Agricultural Economics (AKII) Budapest, Hungary

IE	Nic Lampkin	Organic Research Centre Newbury England
	Susanne Padel	Organic Research Centre Newbury England
IT	Filippo Chiozzotto	National Institute of Agricultural Economics (INEA) Padua, Italy
LT	Irena Krisciciu- kaitiene	Lithuanian Institute of Agrarian Economics (LAEI) Vilnius, Lithuania
LU	Monique Faber	Administration des services techniques de l'agriculture Luxembourg
LV	Liga Drozdovska	Ministry of Agriculture (MoA) Riga, Latvia
NL	Margreet Hofstede	Ministry of Agriculture, Nature and Food Quality Den Haag, Netherlands
PL	Sylwia Zakowska- Biemans	Warsaw University of Life Sciences, Poland Warsaw, Poland
PT	Interbio	Interbio – Organic Agriculture Inter-professional Association Portugal
SE	Sofia Björnsson	Ministry of Agriculture (MoA) Stockholm, Sweden
	Lizzie Melby Jespersen	International Centre for Research in Organic Food Systems (ICROFS), Foulum, Denmark
SI	Anamarija Slabe	Institute for Sustainable Development (ISD) Ljubljana, Slovenia
SK	Andrea Hrabalova	Institute of Agricultural Economics and Information (UZEI) Brno, Czech Republic
UK	Nic Lampkin	Organic Research Centre, Newbury England
	Susanne Padel	Organic Research Centre, Newbury England
	Cornilius Chikwama	Rural and Environment Research and Analysis Directorate, Scottish government Edinburgh, Scotland

1 Introduction

Policy support schemes specifically targeted at organic farming exist in Europe since more than 20 years. The first scheme was introduced in Denmark in 1987, shortly followed by other countries. Germany introduced conversion aid under the EU extensification programme in 1989. As part of the McSharry reform of the Common Agricultural Policy (CAP) in 1992, the introduction of the agri-environment programme provided a unified framework for supporting conversion to and maintenance of organic production across the EU. Since then, (mainly area-based) support payments for organic production have become a key measure under the mandatory agri-environmental programmes of the second pillar of the CAP. In 2003 around 3.2 billion € was spent on agri-environmental measures in the EU-15, of which about 14 % was used to support conversion to and maintenance of organic production (NIEBERG and KUHNERT, 2006)¹.

Since 2007 support for conversion to and maintenance of organic production is provided under the current national and regional rural development programmes in the EU member states co-financed by the European Agricultural Fund for Rural Development (EAFRD), according to the regulation (EC) 1698/2005. The legal framework for organic production was set by Council Regulation (EC) 2092/91 until January 2009, when the new Council Regulation (EC) 834/2007 for organic production and labelling came into effect (EU-COMMISSION, 2007).

The introduction and continuous provision of support payments for organic conversion and production played an important role in the growth of organic farming. Table 1-1 provides an overview of the development of the total agricultural land area under organic management (including in-conversion land) in the EU and the different developments across the Member States from 1998 – 2008. Over the ten year period, the organic area in the EU-15 Member States grew by 175.2 %. The growth rate of the organic area over this decade varied between member states with highest growth rates in Greece, UK and Portugal and the lowest growth rates in Austria, Denmark, Finland, Ireland and Italy. However, Austria (8.4 %) and Italy (3.9 %) already had a relatively high share of organic area at the total utilised agricultural area in 1998 (EUROSTAT, 2001).

Recently, the total organic area in the EU-27 grew by 7.4 % from 2007 to 2008 to more than 7.7 million ha and thus continued to show an upward trend with increasing yearly growth rates (EUROSTAT, 2010). At country level, Belgium, Bulgaria, Greece, Hungary, Slovak Republic, Spain and the United Kingdom had growth rates of over 10 %, although in some cases (e. g. Bulgaria and Belgium) at rather low absolute level. At the other end

¹ More recent data on the share of AEM spending for conversion and maintenance support for organic farming in the EU were not available from the EU-Commission at the time of the report preparation.

of the range, Italy is the only member state which experienced a decline in the organic area from 2007 to 2008, but has still the second largest organic area and a relatively high share of organic area at the total utilised agricultural area in comparison to other member states.

Table 1-1: Overview of the development of the organic area in the EU²

	Organic area in 1000 ha	% of total EU-27 organic area	% of total utilised agricultural area	Growth in organic area in %		
	2008*	2008	2007	2008/2007	2008/2005	2008/1998**
EU-27	7 765	100	4.1	7.4	-	-
EU-25	7 608	98	-	7.4	20.6	-
EU-15	6 306	81	-	2.2	17.9	175.2
Austria	448	5.8	15.7	0.6	5.4	55.6
Belgium	36	0.5	2.4	10.8	57.2	207.0
Bulgaria	17	0.2	0.4	22.1	-	-
Cyprus	2	0.0	1.6	-	-	-
Czech Republic	320	4.1	8.3	9.1	25.6	-
Denmark	150	1.9	5.1	8.7	11.9	60.9
Estonia	87	1.1	8.7	9.8	46.2	-
Finland	150	1.9	6.5	1.1	1.9	29.1
France	584	7.5	2.0	4.8	6.1	165.7
Germany	908	11.7	5.1	4.9	12.4	118.0
Greece	318	4.1	6.9	13.6	10.1	1 964.7
Hungary	123	1.6	2.5	15.0	-4.5	-
Ireland	43	0.6	1.0	4.1	22.6	76.2
Italy	1 002	12.9	8.9	-12.9	-6.3	73.5
Latvia	162	2.1	8.2	9.1	36.3	-
Lithuania	122	1.6	4.5	1.5	89.3	-
Luxemburg	4	0.0	2.6	5.0	11.9	437.6
Malta	0	0.0	0.2	-	-	-
Netherlands	50	0.6	2.4	7.3	3.4	117.4
Poland	314	4.0	1.9	8.5	94.4	-
Portugal	233	3.0	6.7	-	-	688.8
Romania	140	1.8	0.9	6.6	-	-
Slovak Republic	141	1.8	6.1	19.4	56.0	-
Slovenia	30	0.4	6.0	1.8	27.0	-
Spain	1 318	17.0	3.2	4.8	63.2	389.1
Sweden	336	4.3	9.9	9.1	51.0	163.9
UK	726	9.4	4.1	10.0	19.3	820.9

* Malta 2006, Cyprus and Portugal 2007. ** Netherlands 1999.

Source: Eurostat (2010, 2005 and 2001).

Both, the size of the organic area and the share of organic area at the total utilised agricultural area, vary considerably between different Member States in 2008. Spain, Italy, Germany and the UK account for more than 50 % of the organic area in the EU. The share of

²

For few countries the 2008 figures from Eurostat differ from the data provided by FIBL and IFOAM in their current overview of organic agriculture (WILLER and KILCHER, 2010). For example, Eurostat has included alpine meadows in Austria and wild collection areas in Spain in their figures, while FIBL and IFOAM have excluded those areas.

organic area at the total utilised agricultural area ranges from more than 15 % in Austria to less than 2 % in Bulgaria, Romania, Ireland and Poland.

The large differences in the development of the organic sector between Member States and regions are in part due to differences in the policy environment (other key factors include for example organic market developments); different design of subsidies for organic farming greatly influences the actual effect of policy support on organic farming development. Several studies compared the policy environment and subsidy payments in the Member States and their regions in the previous programme periods. The EU-CEE-OFP project reviewed the development of organic farming policy in pre-2004 Member States (TUSON and LAMPKIN, 2007) and in CEE Member States (HRABALOVA et al., 2005). The studies compare the organic support payments from 1995/1996 to 2005/2006 and 1997 to 2003/2004, respectively. NIEBERG and KUHNERT (2006) provide a detailed description of the organic farming policy at federal and regional level in Germany and compare the organic support payments in Germany with other Member States in 2004/2005. LESJAK (2008) compares organic farming policies in Finland, the EU and Australia and HÄRING et al. (2004) investigate the relationship between environmentally friendly farming systems – taking organic farming as a typical model as it is the most established example – and the CAP. Their study includes an evaluation of organic support payments in Austria, France, Germany (Baden-Württemberg), Italy (Marche), Spain and UK.

This report builds on these (and other) previous studies and aims to provide an overview of the organic support scheme in the EU in the current programme period. The overview provides detailed information on the implementation of the organic support payments in EU Member States and their regions, including payment design, eligibility and management requirements, certification support, and aspects in relation to scheme access, planned payment changes and possible combinations with other agri-environment measures. The report is aimed at policy-makers, stakeholders and scientists with an interest in organic farming and related policies. Emphasis is given on the description of the current organic support payments. The report does not attempt to evaluate the organic support payments, as this would have been beyond the scope of this study.

The report covers 24 Member States. Cyprus and Malta have been excluded due to their negligible area of organic farming and no data could be obtained from Romania. In addition, the report explicitly covers all 16 German Länder, while in France, Italy and Spain cross sections of representative regions (9 regions in France, 13 regions in Italy and 12 regions in Spain) have been included. The data on the organic support payments have been collated through a survey of relevant organisations in each Member State in 2009 and early 2010 (for a complete list of contributors see page VI and the country pages in the Annex), which filled in a questionnaire with questions on the different payment aspects. In addition, data available from published rural development programmes and other

online sources were used to obtain additional information on the organic support payments in the previous and current programme period.

The description and comparison of the organic support payments in the EU is divided into five sections:

- Section 2 compares the average conversion and maintenance payment rates over a period of five years between the Member States and between the previous and current programme period. Particular attention is paid to differences in payment differentiation and the level of payment rates for different land types as well as the payment allocation over the five year period. This section also highlights specific aspects of the payment design such as combined conversion and maintenance payment rates and provides an outlook on planned future adjustments of payment rates. Section 2 closes by reviewing the different payment rates in the context of restrictions in the access to support payments for organic land managers in the Member States.
- Payment requirements and eligibility criteria are compared in Section 3. In the first part this section focuses on the implementation of payment limits (with respect to the absolute amount of support and farm size, minimum and maximum stocking rates) and payment degressions. The second part compares the requirement to manage livestock organically, restrictions of the eligibility of particular crops and land types and the possibility of partial and gradual conversion.
- Support payments for organic certification and inspection costs are compared in Section 4. In addition to support payments provided under the organic support schemes, this section also considers certification and inspection support payments provided through other rural development measures.
- National and regional rural development programmes define the principal options of combining agri-environment measures and accumulating payments for the same land parcel. Section 5 synthesises the different options of combining other agri-environment measures with the organic support payment and receiving both payments for the same piece of land.

Finally, the report concludes with some key findings of the comparison of the organic support payments and detailed descriptions of the organic support payments in the different Member States and their regions are provided in country pages in the Annex.

2 Payment rates

Section 2 compares the average conversion and maintenance payment rates over a period of five years between the Member States and between the previous and current programme period and highlights differences and similarities in the design of the 5-year-payments. This section will first review conversion payment rates and maintenance payment rates in 2009, followed by a comparison of the developments of both payments over time and finally summarise limitations in the access to support payments for farmers in the past across the different Member States.

The comparison of payment rates differentiates between seven main land use categories (grassland, arable land, annual vegetables/herbs, perennials/orchards/fruits, greenhouse crops, vineyards and olive trees). In cases where organic support payments are further differentiated by specific crops, payment rates have been grouped according to these seven land use categories. Not all seven land use categories are eligible for organic support payments in each Member State. While arable and annual vegetable payments exist in all 23 Member States included in the comparison of payment rates³, payments for perennials, orchards and fruits do not exist in Greece. Also, Sweden does not grant area-based organic support payments for grassland, but supports organic livestock production on grassland through per unit livestock maintenance payments. Specific payment rates for greenhouse crops only exist in 9 Member States. Organic conversion of vineyards and olive trees is supported in all major producing countries, except olive trees in France.

Conversion payments in 2009

Figures 2-1a and 2-1b compare the average conversion payment rate over a five year period and Table 2-1 provides an overview of the conversion payment rates in the different Member States. Generally, Belgium, some Italian regions, Greece have relative high per hectare conversion payment rates. However, Figures 2-1a and 2-1b show that the ranking of Member States in terms of the average conversion payment rate varies between different land uses. The highest payment rate for grassland exists in Belgium (Wallonia), followed by some Italian regions and Greece. The highest grassland payment rates in Italy and Greece are for organic livestock (cattle) on grassland. Relative high payment rates are also implemented in Finland, some German regions, Austria, Portugal, Slovenia and some Spanish regions. Farmers in the “newer” Member States Poland, Estonia, Bulgaria and Czech Republic receive the lowest grassland payments. Payment rates for arable land are highest in Greece (corn), Sweden, some Italian regions and Belgium. The lowest payment levels are in Latvia, Estonia and the UK, while Germany is in the middle range. For the payments for annual vegetables Germany is in the upper-half, although with large regional variations. The highest payment levels exist in Belgium, France and Finland. The lowest payments can be found in Denmark, Ireland, and the UK.

³ Netherlands is not included in the comparison. Compare with Table 2.1 and 2.2.

Saxony and North Rhine-Westphalia in Germany have the highest payment levels for perennials, orchards and fruits, followed by some Spanish regions, Portugal and some Italian regions. Similar to vegetable payments, Ireland and Denmark have the lowest payment levels for perennials, orchards and fruits. Germany has also the highest payment levels for greenhouse crops, but the payment for greenhouse crops only exists in one of the sixteen Länder (North Rhine-Westphalia). Payments for greenhouse crops in Austria are also substantially higher than in other Member States. The German Länder Saxony and Rhineland-Palatinate have the highest payment levels for vineyards, followed by Greece and some Italian and Spanish regions. France, on the other hand, has comparably low payments for vineyards. Greece has the highest payment levels for olive trees.

Roughly half of the countries have implemented higher payment rates for the first two or three years, while Austria, Czech Republic, Estonia, Finland, France, some German Länder, Greece, some Italian regions, Lithuania, Latvia, some Spanish regions, Sweden, Slovenia have constant payment rates over the five year period. Only Denmark, Finland (excluding the basic AEM), Ireland (except first six hectares of horticultural land) have implemented uniform payment rates across the different land use categories. On the other hand, particularly large differences exist in Austria, the Czech Republic, France, Hungary and Portugal. The range of payment rates within a certain land use category is the result of regional variations (Belgium, Germany, Italy, Spain and the UK) and further payment differentiations in relation to specific crops, land characteristics and management practices (e.g. in Austria, France, Greece, Hungary, Poland and Portugal).⁴

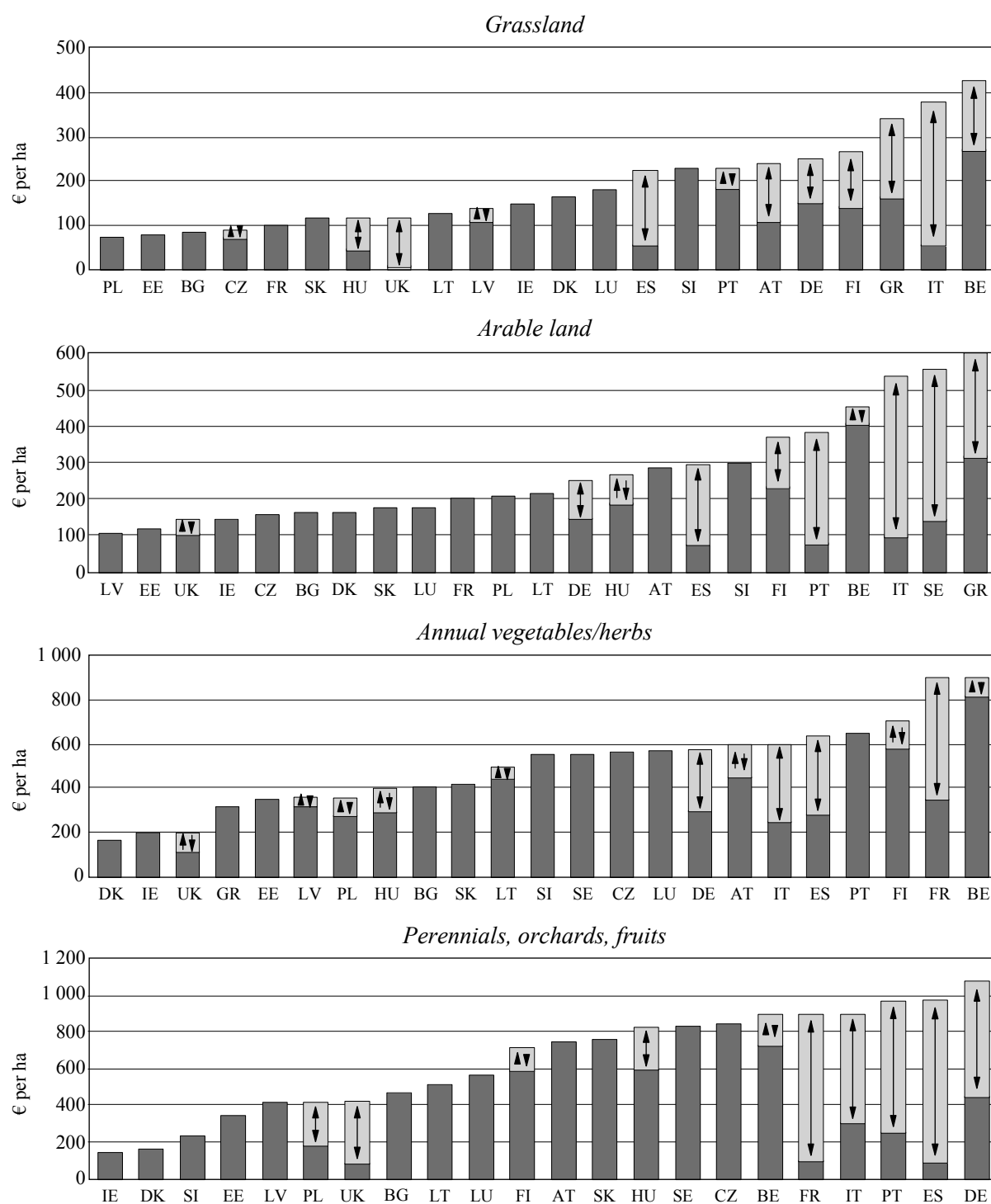
Two countries (Spain and Estonia) also provide per unit livestock payments to promote organic livestock production. In other countries such as Finland, Greece and Italy, support for organic conversion of livestock production has been converted to area payments and is included in the payment rates for the different land types according to the specific design of the payments in the countries. Organic conversion of beekeeping is only supported in Austria, Bulgaria, Spain and Estonia.

In addition Tables 2-1 highlight a few other national peculiarities of the organic support payments. Danish farmers can also receive maintenance support from the Environmental Farming Support scheme during the conversion period. In Finland and England organic support must be undertaken in combination with basic agri-environment measures, so that in practice the organic support is a top-up of the basic payment. In all three cases, the Tables and Figures show the combined payment rate of the two measures for land eligible for both payments. Furthermore, a number of countries reduce payment rates in relation to the size of the conversion area (Austria, Wallonia, some Spanish regions, Ireland, Poland and Portugal) and over time (some Spanish regions). Payment degression, maximum payments and other limits are compared in more detail in section 3.

⁴

For more details on payment differentiations please see Annex.

Figure 2-1a: Conversion payments in EU Member States (2009, average payments over the first five years, grassland, arable land, annual vegetables/herbs and perennials, orchards, fruits)

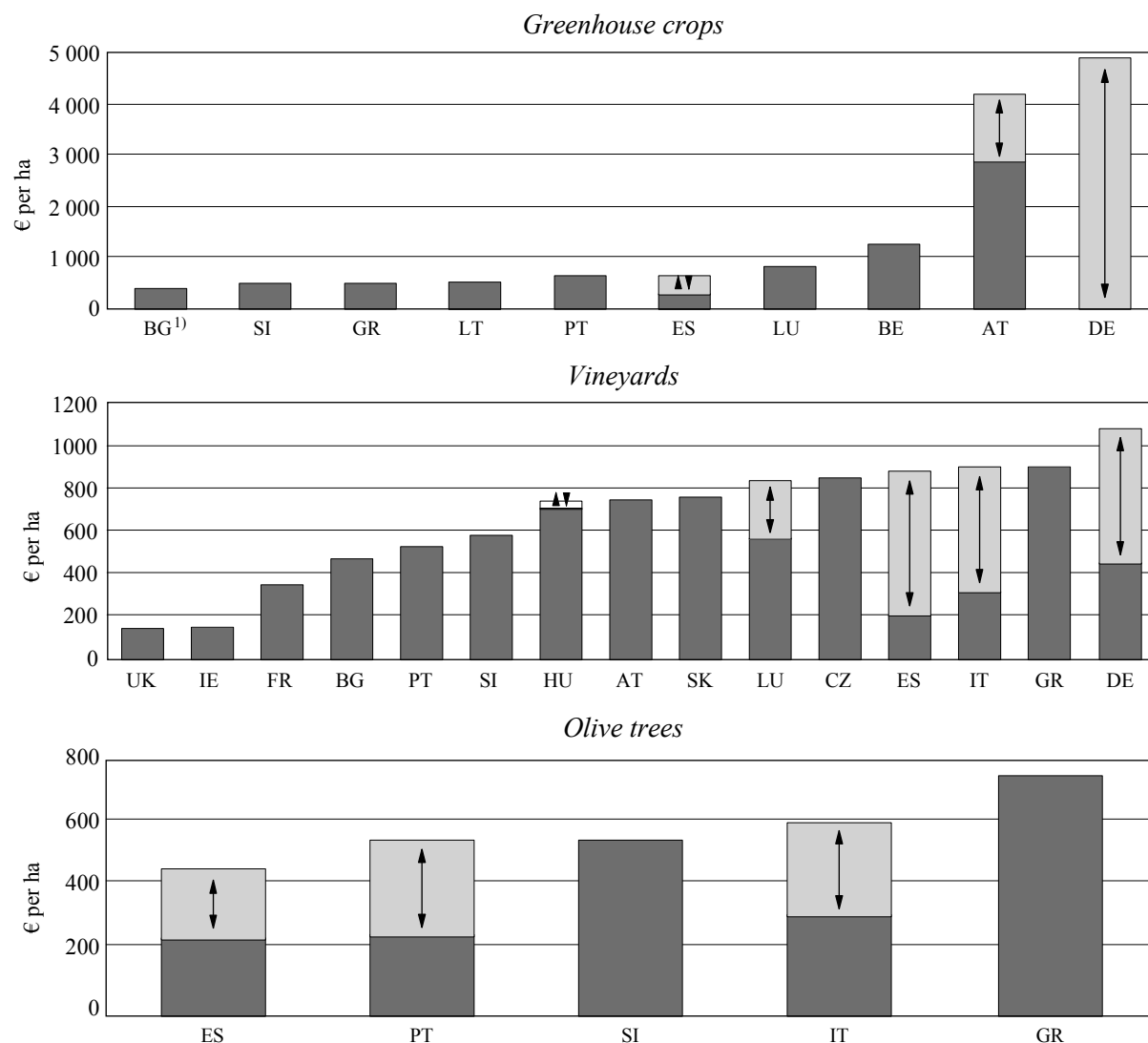


AT = Austria, BE = Belgium, BG = Bulgaria, CZ = Czech Republic, DE = Germany, DK = Denmark, EE = Estonia, ES = Spain, FI = Finland, FR = France, GR = Greece, HU = Hungary, IE = Ireland, IT = Italy, LT = Lithuania, LU = Luxembourg, LV = Latvia, PL = Poland, PT = Portugal, SE = Sweden, SI = Slovenia, SK = Slovakia, UK = United Kingdom

For detailed explanations see Table 2.1.

Source: Own illustration, based on data from national contributors.

Figure 2-1b: Conversion payments in EU Member States (2009, average payments over the first five years, greenhouse crops, vineyards and olive trees)



AT = Austria, BE = Belgium, BG = Bulgaria, CZ = Czech Republic, DE = Germany, DK = Denmark, EE = Estonia, ES = Spain, FI = Finland, FR = France, GR = Greece, HU = Hungary, IE = Ireland, IT = Italy, LT = Lithuania, LU = Luxembourg, LV = Latvia, PL = Poland, PT = Portugal, SE = Sweden, SI = Slovenia, SK = Slovakia, UK = United Kingdom

For detailed explanations see Table 2.1.

Source: Own illustration, based on data from national contributors.

Table 2-1: Conversion payment rates in EU Member States (2009, average payments over the first five years)¹⁾

Table 2-1: Conversion payment rates in EU Member States (2009, average payments over the first five years)¹⁾ (continued)

Country	Euro per ha							Comments
	Grass-land	Arable land	Annual vegetables/herbs	Green-house crops	Perennials, orchards, fruits	Vine-yards	Olive trees	
Finland	141-267	234-374	579-705	0	591-717	0	0	Payments include payment for mandatory basic AEM (93 €/ha arable land, 438 €/ha horticultural land, 450 €/ha fruits and berries) Upper payment rate range includes livestock payment of 126 EUR/ha. Maximum per hectare payment: 267 EUR (without basic AEM)
France ³⁾	100	200	350-900	0	100-900	350	0	Region Picardie: max. 30 400 €/per farm and year Bretagne: conv. payments max.: 15 200 €/per farm and year Lorraine: conv. payments max.: 20 000 €/per farm and year Ile-de-France: Maximum payment between 3 000 and 20 000 €/per farm and year Rhône-Alpes and Franche-Comté: conv. payments max.: 15 200 €/per farm and year
Germany ³⁾	150-252	150-252	300-576	4 900 ⁷⁾	452-1080	452-1080	0	Bavaria and Baden-Wuerttemberg: max. 40 000 €/per year
Greece	166-339 ²⁾	320-600 ²⁾	320	0	0	900	756	
Hungary ²⁾ & 8)	48-116	192-267	297-401	0	600-829	706-738	0	
Ireland	148	148	198	-	148	148	-	Payment depression: Horticultural land: ≤ 6 ha = 198 €/ha, 7 - 55 ha = 148 €/ha, > 55 ha = 21 €/ha; Other farmed land: 3 - 55 ha = 148 €/ha, > 55 ha = 21 €/ha
Italy ⁵⁾	56-380	101-540	252-600	0	307-900	320-900	320-609	Bolzano: max. 20 000 €/per year Payment depression implemented in some regions.
Lithuania	127	215	440-489 ²⁾	516	516	0	0	Maximum: 115 848 EUR Arable land: Only grains; pulses, oilcrops, sugar beets are not supported
Luxembourg	180	180	570	840	570-840 ²⁾	570-840 ²⁾	0	
Latvia	108-138 ²⁾	108	318-357 ²⁾	0	419	0	0	
Netherlands	0	0	0	0	0	0	0	No specific support for organic farming since 2005
Poland ⁹⁾	74	208	279-359 ²⁾	0	182-421 ²⁾	0	0	Payment depression: 100 % from 0.1 ha up to 100 ha; 50 % above 100 ha up to 200 ha; 10 % above 200 ha

Table 2-1: Conversion payment rates in EU Member States (2009, average payments over the first five years)¹⁾ (continued)

Country	Euro per ha							Comments
	Grass-land	Arable land	Annual vegetables/herbs	Green-house crops	Perennials, orchards, fruits	Vine-yards	Olive trees	
Portugal ⁽²⁾	186-229	82-384	648	648	255-972	529	255-551	Payment depression: Fresh fruits, vegetables and vineyards: < 5 ha = 100 %, 5-10 ha = 80 %; 10-25 ha = 50%; > 25 ha = 20 % Olive trees and dried fruits (irrigated) < 10 ha = 100 %; 10-20 ha = 80 %; 20-50 ha = 50 %; > 50 ha = 20 % Olive trees and dried fruits (non-irrigated), annual crops (irrigated) < 20 ha = 100 %; 20-40 ha = 80 %; 40-100 = 50 %; > 100 ha = 20 % Annual crops (non-irrigated), permanent and biodiversity pasture < 30 ha = 100 %; 30-60 ha = 80 %; 60-150 = 50 %; > 150 ha = 20 %
Romania	0	0	0	0	0	0	0	No information available.
Sweden ⁽¹⁰⁾	0	144-556 ⁽²⁾	556	0	833	0	0	
Slovakia	113	179	421	0	763	763	0	
Slovenia	228	298	551	488	238	579	555	
United Kingdom ^{(3) & (11)}	5.5-117 ⁽¹²⁾	106-143	117-198	0	88-422	143	0	In England, the organic support must be undertaken in combination with the Entry Level agri-environment scheme (ELS), which is included in the payment rates.

In England, the organic support must be undertaken in combination with the Entry Level agri-environment scheme (ELS), which is included in the payment rates.

1) In some countries conversion payments are provided for the first two or three years only. In such cases maintenance payments for the years 4 and 5 are included in the calculation of averages.

2) Payment rate differs between further differentiation categories such as type of crops and livestock, management practices or land characteristics.

3) Payment rate differs between regions.

4) Higher payment rate applies if the whole farm is in conversion or converted.

5) Payment rate differs between regions and further differentiation categories. The different payment categories are not implemented in every region.

6) Highest payment rate of 979 EUR/ha for Bananas in Canarias.

7) Payment for greenhouse crops only exists in one region.

8) Grassland only receives a maintenance payment.

Since this is also paid in the conversion period, it has been included in the table.

9) Exchange rate PLZ/EUR = 3.9 (08/03/2010).

10) Exchange rate SEK/EUR: 9.00 (08/12/2009).

11) Exchange rate EUR/GBP: 1.1 (12/12/2009).

12) Very low payment rate is paid for rough grazing land in Scotland.

Source: Own illustration, based on data from national contributors

Maintenance payments in 2009

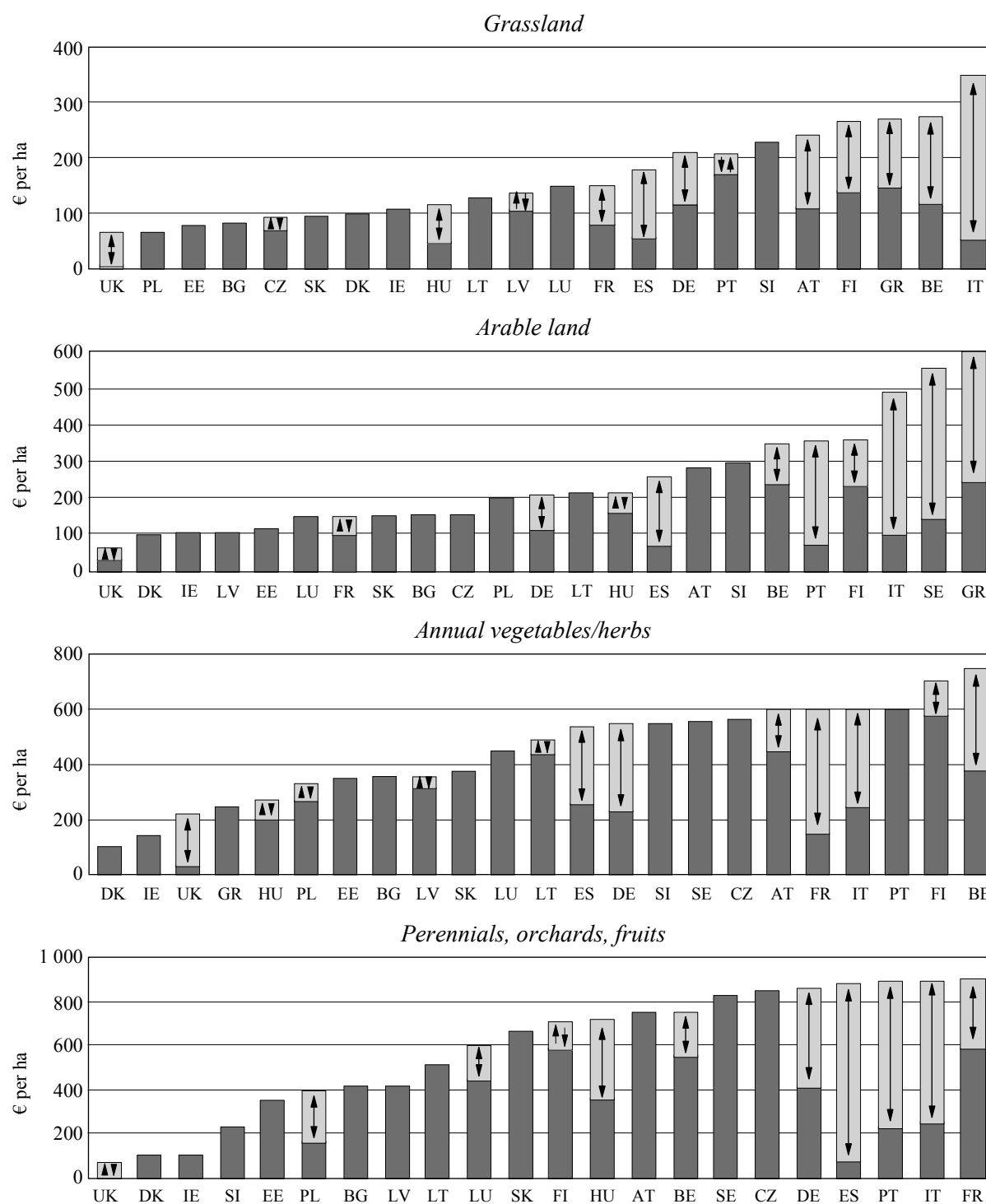
Figures 2-2a and 2-2b compare the maintenance payment rate and Table 2-2 provides an overview of the payment rates in the different Member States. Generally, Member States which provide relative high conversion support continue to support farmers with relative high maintenance payment rates. The highest maintenance payment rates for the different land use types have: Some Italian regions for grassland and olive trees, Greece for arable land (corn) and vineyards, Wallonia for annual vegetables, Ile-de-France for perennials, orchards and fruits, and Austria for greenhouse crops.

While the majority of the Member States has maintenance payment rates lower than the average conversion payment rates, 10 Member States (Austria, Czech Republic, some German regions (Baden Württemberg, Hesse, Mecklenburg-Western Pomerania, Saxony-Anhalt), Estonia, Finland, some Italian regions (Bolzano, Campania, Trento), Lithuania, Latvia, Sweden, Slovenia) have constant payment rates throughout the conversion and maintenance periods. Only in the Ile-de-France region in France maintenance payment rates for vineyards are higher than payment rates given during the conversion period.

In addition to Denmark, Finland and Ireland, also England and Wales have implemented uniform payment rates across the different land use categories during the maintenance period. Similarly to the conversion payment rates, particularly large differences exist in Austria, the Czech Republic, France, Hungary and Portugal. The range of payment rates within a certain land use category is again the result of regional variations (Belgium, Germany, France, Italy, Spain and the UK) and further payment differentiations such as specific crops, land characteristics and management practices (e.g. in Austria, France, Greece, Hungary, Poland and Portugal).

Table 2-2 illustrates that Spain and Estonia also grant per unit livestock payments during the maintenance period. In addition, Sweden provides per unit support payments for livestock on arable and grassland. Member States which support organic conversion of other specific land use systems such as beekeeping and medicinal plants also grant payments for maintenance. As pointed out above, support for maintaining organic farming in Denmark is provided by the Environmental Farming Support scheme, which is an extensification scheme open to organic and conventional farms, but mainly taken up by organic farms due to the scheme requirements being similar to organic maintenance requirements. The mandatory participation in basic agri-environmental schemes in Finland and England also applies during the maintenance period.

Figure 2-2a: Maintenance payments in EU Member States (2009, grassland, arable land, annual vegetables/herbs, and perennials, orchards, fruits)

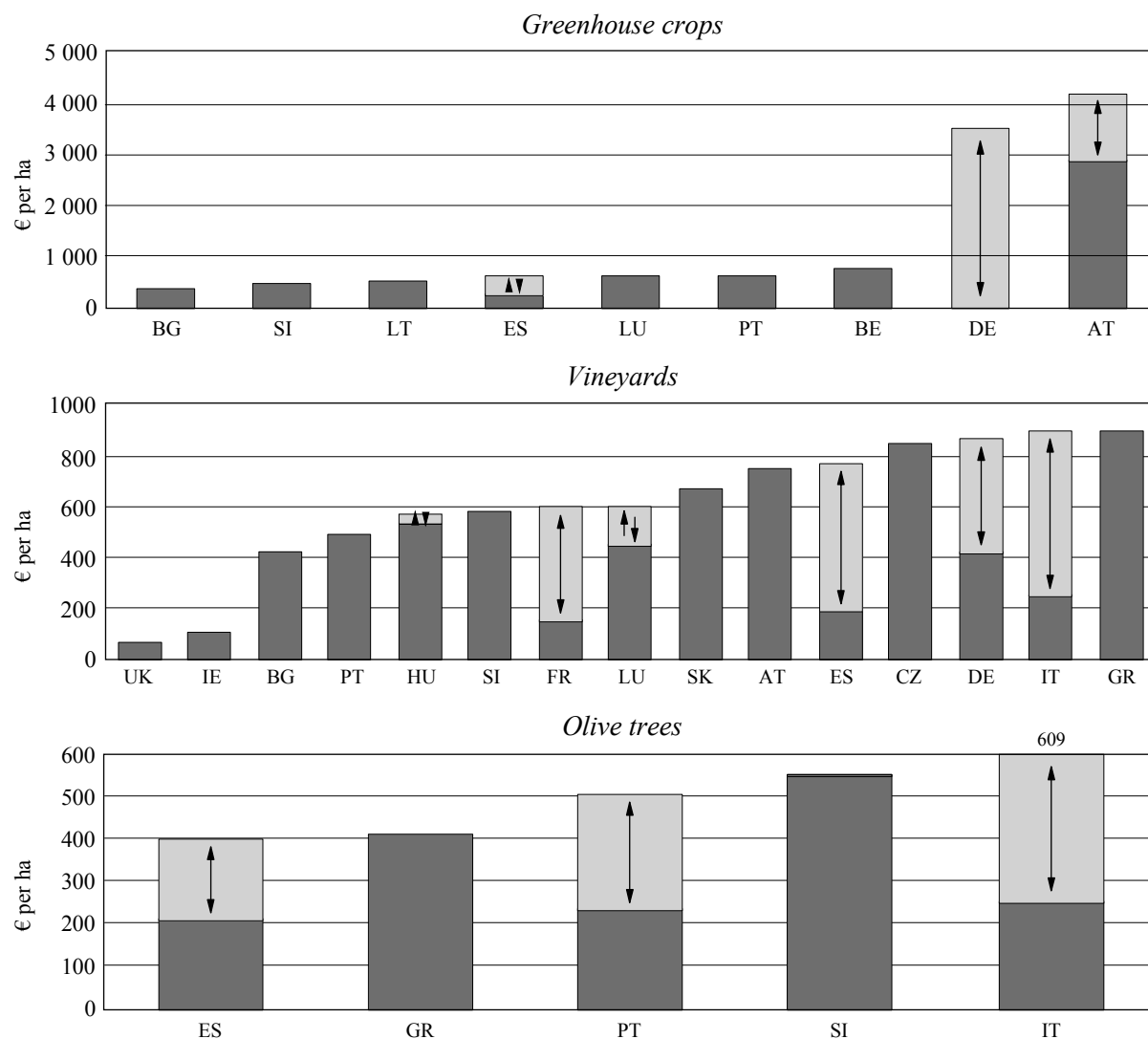


AT = Austria, BE = Belgium, BG = Bulgaria, CZ = Czech Republic, DE = Germany, DK = Denmark, EE = Estonia, ES = Spain, FI = Finland, FR = France, GR = Greece, HU = Hungary, IE = Ireland, IT = Italy, LT = Lithuania, LU = Luxembourg, LV = Latvia, PL = Poland, PT = Portugal, SE = Sweden, SI = Slovenia, SK = Slovakia, UK = United Kingdom

For detailed explanations see Table 2.2.

Source: Own illustration, based on data from national contributors.

Figure 2-2b: Maintenance payments in EU Member States (2009, greenhouse crops, vineyards and olive trees)



AT = Austria, BE = Belgium, BG = Bulgaria, CZ = Czech Republic, DE = Germany, DK = Denmark, EE = Estonia, ES = Spain, FI = Finland, FR = France, GR = Greece, HU = Hungary, IE = Ireland, IT = Italy, LT = Lithuania, LU = Luxembourg, LV = Latvia, PL = Poland, PT = Portugal, SE = Sweden, SI = Slovenia, SK = Slovakia, UK = United Kingdom

For detailed explanations see Table 2.2.

Source: Own illustration, based on data from national contributors.

Table 2-2: Maintenance payment rates in EU Member States (2009)

Country	Euro per ha						Comments	
	Grass-land	Arable land	Annual vegetables/herbs	Green-house crops	Perennials, orchards, fruits	Vine-yards		Olive trees
Austria ¹⁾	110-240	285	450-600	2 900-4 200	750	750	0	In addition, payment for medicinal crops of 450 EUR/ha and for beehives (BH) of 25 EUR/BH Specific payment degression for arable fodder crops and soil recovery areas: first 25 % of arable land = 285 EUR/ha; above 25 % of arable land with ≥ 0.5 LU/ha = 240 EUR/ha; above 25 % of arable land with < 0.5 LU/ha = 110 EUR/ha General payment degression: until 100 ha = 100 %; 100-300 ha = 92.5 %; 300-1000 ha = 85 %; > 1000 ha = 75 % Grassland payments are differentiated by livestock density and cutting frequency
Belgium ²⁾	120-275	240-350	380-750	790	555-750	0	0	Flanders: Annual vegetable crops: Payment degression: organic area: ≤ 2.5 ha = 495 EUR/ha; > 2.5 ha = 380 EUR/ha Wallonia: Payment degression: Grassland: until 32 ha = 275 EUR/ha; 32-64 ha = 150 EUR/ha; > 64 ha = 75 EUR/ha Arable land: until 32 ha = 275-350 EUR/ha; 32-64 ha = 150-225 EUR/ha; > 64 ha = 75-150 EUR/ha Arboriculture and horticulture: until 14 ha = 750 EUR/ha; > 14 ha = 450 EUR/ha
Bulgaria	82	155	357	357	418	418	0	In addition, payment for oil and medicinal crops of 267 EUR/ha and for bee families (BF) of 11.5 EUR/ BF
Czech Republic	71-89 ³⁾	155	564	0	849	849	0	
Denmark	101	101	101	0	101	0	0	Maintenance support is provided under the Environmental Farming Support scheme.
Spain ⁴⁾	57-180	71-259	258-540	258-600	85-890 ⁵⁾	191-765	216-400	In addition, livestock payments per LU, payments for bee-keeping and payment degression in relation to the size of the organic area and over time are implemented in some regions. Arable land excludes payments for rice.
Estonia	77	119	350	0	350	0	0	Grassland: Additional livestock payment of 32 €/per unit of grazing livestock. Units are slightly different from regular LU-s, e.g. dairy cow 1.2 units, suckling cow 1.0 units, sheep or goat (at least 6 months old) together with lambs 0.15 unit, horses 0.2 units. Other livestock payments: Pigs, poultry, rabbits and honeybees are also eligible for live-stock payments: Pigs 211 EUR/sow, poultry 6.4 EUR/bird, rabbits 6.4 EUR/rabbit, beehives 32 EUR/hive.

Table 2-2: Maintenance payment rates in EU Member States (2009) (continued)

Country	Euro per ha							Comments
	Grass-land	Arable land	Annual vegetables/herbs	Green-house crops	Perennials, orchards, fruits	Vine-yards	Olive trees	
Finland	141-267	234-360	579-705	0	591-717	0	0	Payments include payment for mandatory basic AEM (93 €/ha arable land, 438 €/ha horticultural land, 450 €/ha fruits and berries) Upper payment rate range includes livestock payment of 126 EUR/ha. Maximum per hectare payment: 267 EUR (without basic AEM)
France ^{2) & (6)}	80-151	100-151	150-600	0	590-900	150-600	-	Region Picardie: max. 15 200 €/per year and farm Bretagne: max. 7 600 €/per farm and year Ile-de-France: Maximum payment between 3 000 and 20 000 €/per farm and year
Germany ²⁾	116-210	116-210	230-550	3 500 ⁷⁾	420-864	420-864	0	Bavaria and Baden-Wurtemberg: max. 40.000 €/per year
Greece	151-273 ¹⁾	247-600 ¹⁾	247	0	0	900	415	
Hungary ¹⁾	48-116	161-217	203-274	0	365-722	525-557	-	
Ireland	106	106	142	-	106	106	-	Payment depression: Horticultural land: ≤ 6 ha = 142 €/ha, 7 - 55 ha = 106 €/ha, > 55 ha = 15 €/ha; Other farmed land: 3-55 ha = 106 €/ha, > 55 ha = 15 €/ha
Italy ⁴⁾	54-350	101-490	248-600	0	256-900	256-900	256-609	Bolzano: max. 20 000 €/per year Payment depression implemented in some regions.
Lithuania	127	215	440-489 ¹⁾	516	516	0	0	Maximum: 115 848 EUR Arable land: Only grains; pulses, oilcrops, sugar beets are not supported
Luxembourg	150	150	450	600	450-600 ¹⁾	450-600 ¹⁾	0	
Latvia	108-138 ¹⁾	108	318-357 ¹⁾	0	419	0	0	
Netherlands	0	0	0	0	0	0	0	No specific support for organic farming since 2005
Poland ⁸⁾	67	202	269-333 ¹⁾	0	167-395 ¹⁾	0	0	Payment depression: 100 % from 0.1 ha up to 100 ha; 50 % above 100 ha up to 200 ha; 10 % above 200 ha

Table 2-2: Maintenance payment rates in EU Member States (2009) (continued)

Country	Euro per ha						Comments	
	Grass-land	Arable land	Annual vegetables/herbs	Green-house crops	Perennials, orchards, fruits	Vine-yards		Olive trees
Portugal ¹⁾	172-210	76-356	600	600	236-900	490	236-510	Payment depression: Fresh fruits, vegetables and vineyards: < 5 ha = 100 %, 5-10 ha = 80 %; 10-25 ha = 50 %; > 25 ha = 20 % Olive trees and dried fruits (irrigated) < 10 ha = 100 %; 10-20 ha = 80 %; 20-50 ha = 50 %; > 50 ha = 20 % Olive trees and dried fruits (non-irrigated), annual crops (irrigated) < 20 ha = 100 %; 20-40 ha = 80 %; 40-100 = 50 %; > 100 ha = 20 % Annual crops (non-irrigated), permanent and biodiversity pasture < 30 ha = 100 %; 30-60 ha = 80 %; 60-150 = 50 %; > 150 ha = 20 %
Romania	0	0	0	0	0	0	0	
Sweden ⁹⁾	0	144-556 ¹⁾	556	0	833	0	0	In addition animal husbandry payment of 178 EUR/LU for arable land and permanent grassland. Arable land: max. 1 LU/ha = 178 EUR/ha; permanent grassland: max. 0.5 LU/ha = 89 EUR/ha
Slovakia	96	153	377	0	671	671	0	
Slovenia	228	298	551	488	238	579	555	
United Kingdom ¹⁰⁾	5.5-66 ¹¹⁾	33-66	33-220	0	0-66	66	0	England: The maintenance payment consists of a £30 supplement for organic ELS eligible land on top of the normal £30 ELS payment. Northern Ireland: Applicants for the maintenance payment ("Organic Management option") must be in the Northern Ireland Countryside Management Scheme; minimum of 3 ha eligible land

1) Payment rate differs between further differentiation categories such as type of crops and livestock, management practices or land characteristics. 2) Payment rate differs between regions.

3) Higher payment rate applies if the whole farm is converted. 4) Payment rate differs between regions and further differentiation categories. The different payment categories are not implemented in every region.

5) Highest payment rate of 890 EUR/ha for Bananas in Canarias. 6) Maintenance payments are not available in every region. 7) Payment for greenhouse crops only exists in one region.

8) Exchange rate PLZ/EUR = 3.9 (08/03/2010). 9) Exchange rate SEK/EUR: 9.00 (08/12/2009). 10) Exchange rate EUR/GBP: 1.1 (12/12/2009). 11) Very low payment rate is paid for rough grazing land in Scotland.

Source: Own illustration, based on data from national contributors

Changes in payment rates between current and previous programme period

Payment rates of rural development measures are reviewed on a regular basis and revised over time, e.g. in response to changes in the available budget, policy priorities or other framework conditions. Tables 2-3 and 2-4 provide an overview of the direction of changes in conversion and maintenance payment rates between 2004 and 2009 for the four main land types arable land, grassland, vegetables and perennials/fruits across the different Member States. The overview differentiates between increases and decreases in payment rates of more and less than 20 % as well as constant payment rates. A more detailed picture of the development of payment rates for organic production on arable land and grassland is added in Figures 2-3 and 2-4.

Conversion payment rates for grassland, vegetables and perennials have increased from 2004 to 2009 in the majority of Member States (Table 2.3). For arable land, a more balanced picture emerges with an equal number of countries which have increased or decreased payment rates. Nine countries (Czech Republic, Estonia, some Spanish regions, Finland, Hungary, Ireland, Poland, Slovakia and UK) have increased payment rates in all four categories, with increases of more than 20 % in the Czech Republic, Finland, Slovakia and some Spanish regions. On the other hand, Austria, Denmark and some regions in Germany and Italy have reduced the payment rates across all four main categories. Shifts in payment rates between categories (decreased and increased rates) have taken place in 10 countries including Belgium (Flanders) France, Lithuania, Latvia, Slovenia, Scotland and Wales and some regions in Germany, Italy and Spain.

Generally, Table 2-4 illustrates that changes in maintenance payment rates show a similar pattern like the conversion payment rates, both across different payment categories and Member States. However, also the maintenance payment rate for arable land increased in the majority of Member States. In most cases, Member States revised the rate of conversion and maintenance payments for a specific land type in the same direction. Table 2-4 also suggests that, to some extent, the implemented changes in payment rates are more homogenous across the payment categories within the different countries. Only Lithuania, Slovenia, Wales and some regions in Germany, Italy and Spain increased and decreased payment rates for different categories at the same time.

Table 2-3: Comparison of changes in conversion payment rates between 2004 and 2009

Country	Grassland					Arable land					Annual vegetables					Perennials, fruits				
	↑	↑	=	↓	↓	↑	↑	=	↓	↓	↑	↑	=	↓	↓	↑	↑	=	↓	↓
AT				x					x					x					x ²⁾	
BE ³⁾		x						x					x					x		
CZ	x					x					x					x				
DE																				
No. regions	1	1	1	7	4		2		10	2	1	1	1	5	6	1	2	1	5	5
DK				x					x					x					x	
EE		x				x					x					x				
ES ⁴⁾																				
No. regions	6	1				6	3		2		8	2				6	5		1	
FI ⁵⁾	x					x					x					x				
FR				x					x		x					x ⁶⁾				
GR			na ⁷⁾						x					x					x	
HU ⁸⁾	x					x					x					x				
IE		x				x					x					x				
IT ⁹⁾																				
No. regions	2	1		3	3	1		1	5	3	1	3	2		3		3	3	1	4
LT		x								x				x						x
LU			x					x			x					x				
LV			x ¹⁰⁾						x		x					x				
PL		x				x					x					x ¹¹⁾				
SE			na					x ¹²⁾					x					x		
SI			x							x	x									x
SK	x					x					x					x				
UK-EN ¹³⁾	x					x					x					x				
UK-NI	x					x					x							na		
UK-SC				x		x					x					x				
UK-WA	x							x			x								x	

Increase: 0-20 % = ↑, > 20 % = ↑↑

Unchanged: =

Decrease: 0-20 % = ↓, > 20 % = ↓↓

- 1) - Where available, payment rates from 2004 and 2009 were compared. In some cases information on payment rates were based on other years: Flanders (2003 and 2009), Ireland (2006 and 2009) and Italy (2002 and 2007, 2003 and 2008, 2004 and 2007, 2004 and 2008).
- Bulgaria, Netherlands, Portugal and Romania are not included in the table, since the conversion payments were not implemented in the previous period or the payment differentiation categories have changed.
- Compare as well with the country templates in Annex 1.
- 2) Payment rates for strawberries decreased by 31 %.
- 3) Changes refer to Flanders. Payment rates in Wallonia remained unchanged.
- 4) Payments for protected vegetable cultivation (greenhouse) increased in most cases by less than 20 %.
- 5) Includes the livestock payment in 2009.
- 6) Payments for vineyards decreased by 50 % (up to 10 ha) and 20 % (more than 10 ha)
- 7) Instead of area-based grassland payments, livestock payments per LU were implemented in 2004.
- 8) Payments for protected varieties increased by 42 % (arable) and 47 %, (vegetables) respectively. Payments for mowing pastures in a Natura 2000 programme decreased by 19 %.
- 9) In regions where payments were differentiated between ordinary and preferential areas in the previous programme period, payments for ordinary areas were used for comparison. Olive trees are not included in the perennials (↑3, ↑1, =3, ↓2, na4).
- 10) Based on the payment category 'Permanent meadows and pastures, nectar plants'. Payment rates for perennial grassland and grassland in arable rotation decreased by 28 %.
- 11) Payments for 'Other orchards and soft fruits' (a list of crops defined in the RDP) decreased by 45 %.
- 12) Payments for sugar beets and potatoes have increased by 127 %.
- 13) The differentiation of land types has been abolished in the current support scheme, except top fruits. Grassland payments were compared with the category 'Other improved land' in 2004.

Source: Based on data in country pages in Annex.

Table 2-4: Comparison of changes in maintenance payment rates between 2004 and 2009

Country	Grassland					Arable land					Annual vegetables					Perennials, fruits				
	↑	↑	=	↓	↓	↑	↑	=	↓	↓	↑	↑	=	↓	↓	↑	↑	=	↓	↓
AT				x					x					x					x ²⁾	
BE ³⁾	x							x					x					x		
CZ	x					x					x					x				
DE																				
No. regions	1	1	2	8	2	3	1	8	2		1	2	2	5	4	1	2	1	5	5
DK				x				x						x					x	
EE		x				x					x					x				
ES ⁴⁾																				
No. regions	6	1				6	1	1	2		8	1	1			6	2	1	3	
FI ⁵⁾	x					x					x					x				
GR			na ⁶⁾						x ⁷⁾					x						x
HU ⁸⁾	x					x							x			x				
IE		x				x					x					x				
IT ⁹⁾																				
No. regions	1	1	1	3	3	2	1	3	4		1	2	1	1	4		2	2	3	4
LT		x				x								x						x
LU			x					x			x					x				
LV	x					x					x					x				
PL		x				x					x					x ¹⁰⁾				
SE			na					x ¹¹⁾					x					x		
SI			x						x		x									x
SK	x					x					x					x				
UK-EN ¹²⁾	x					x					x					x				
UK-NI	x					x					x							na		
UK-SC	x					x					x					x				
UK-WA		x				x					x									x

Increase: 0-20 % = ↑, > 20 % = ⬆

Unchanged: =

Decrease: 0-20 % = ↓, > 20 % = ⬇

1) - Where available, payment rates from 2004 and 2009 were compared. In some cases information on payment rates were based on other years: Flanders (2003 and 2009), Ireland (2006 and 2009) and Italy (2002 and 2007, 2003 and 2008, 2004 and 2007, 2004 and 2008).

- Bulgaria, France, Netherlands, Portugal and Romania are not included in the table, since maintenance payments were not implemented in the previous period or the payment differentiation categories have changed.

- Compare as well with the country templates in Annex 1.

2) Payment rates for strawberries decreased by 31 %.

3) Changes refer to Flanders. Payment rates in Wallonia remained unchanged.

4) Payment rates for protected vegetable cultivation (greenhouse) decreased or increased to a smaller extent.

5) Includes the livestock payment in 2009.

6) Instead of area-based grassland payments, livestock payments per LU were implemented in 2004.

7) The payment rate for corn remained unchanged.

8) Payments for protected varieties increased by 71% (arable) and 36%, (vegetables) respectively. Payments for mowing pastures in a Natura 2000 programme decreased by 19 %.

9) In regions where payments were differentiated between ordinary and preferential areas in the previous programme period, payments for ordinary areas were used for comparison. Olive trees are not included in the perennials (⬆3, ⬆1, =3, ⬇2, na4).

10) Payments for 'Other orchards and soft fruits' (a list of crops defined in the RDP) decreased by 51 %.

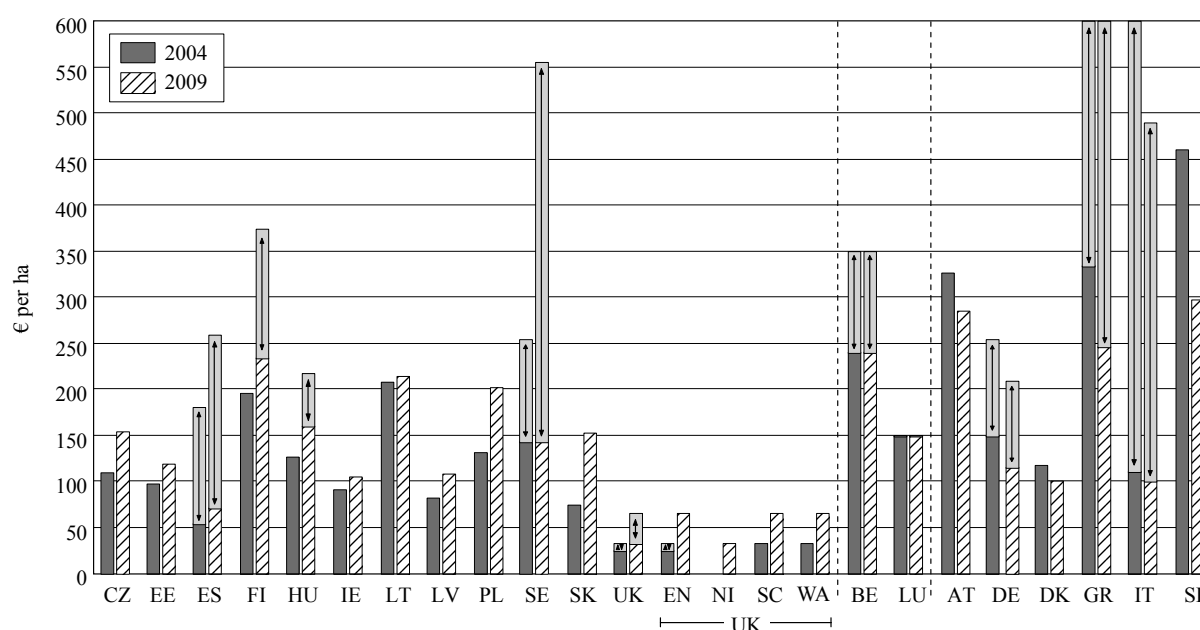
11) Payments for sugar beet and potato have increased by 127 %.

12) The differentiation of land types has been abolished in the current support scheme, except top fruits. Grassland payments were compared with the category 'Other improved land' in 2004.

Source: Based on data in country pages in Annex.

Figures 2-3 and 2-4 provide a closer look at changes in maintenance payment rates for arable land and grassland and group the Member States according to increasing, constant and decreasing payment rates. Particular evident is a large increase in payment rates for arable land in Sweden (payments for sugar beet and potato) and Finland (due to the additional livestock payment for arable land) (Figure 2-3). Relatively large increases in maintenance payment rates for arable land also occurred in Poland, Czech Republic, the UK and some Spanish regions. The substantial increase in the maintenance payment rate in Hungary only applies to protected arable crop varieties. Organic arable land in Belgium and Luxembourg received the same payment rate in 2009 as in 2004. Slovenia implemented the largest decline in the maintenance payment rate for arable land, but the rate remains at a relatively high level compared to other countries. Larger decreases also occurred in some Italian regions and Greece (except for corn).

Figure: 2-3: Comparison of maintenance payment rates for arable land between 2004 and 2009



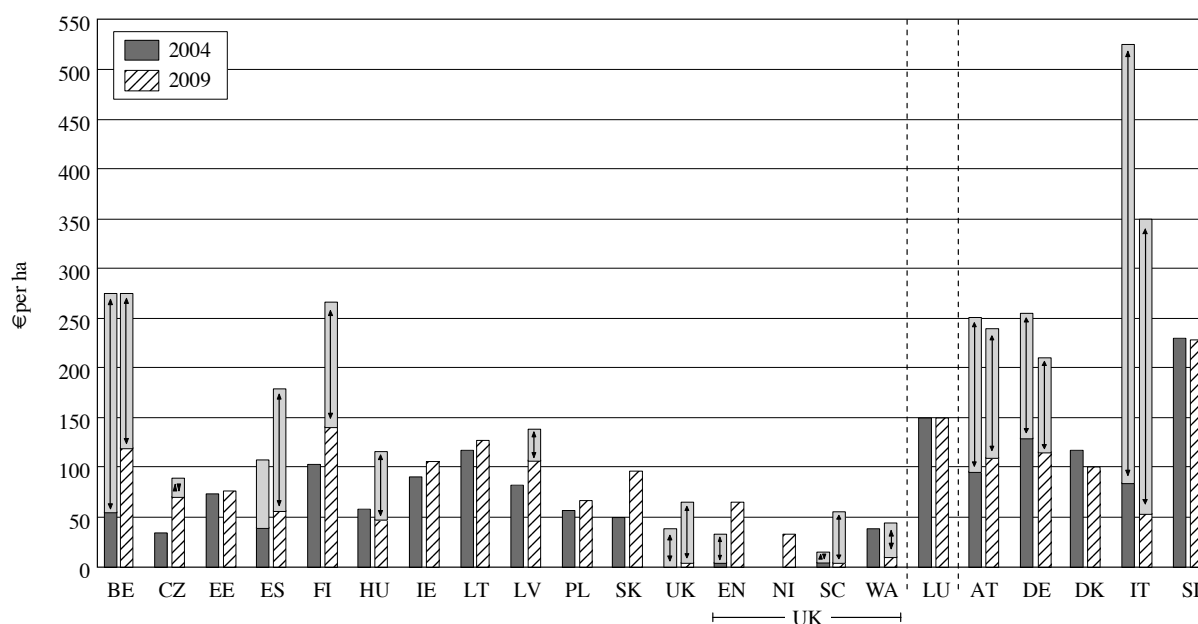
AT = Austria, BE = Belgium, BG = Bulgaria, CZ = Czech Republic, DE = Germany, DK = Denmark, EE = Estonia, ES = Spain, FI = Finland, GR = Greece, HU = Hungary, IE = Ireland, IT = Italy, LT = Lithuania, LU = Luxembourg, LV = Latvia, PL = Poland, PT = Portugal, SE = Sweden, SI = Slovenia, SK = Slovakia, UK = United Kingdom, UK-EN = England, UK-NI = Northern Ireland, UK-SC = Scotland, UK-WA = Wales

Source: Own illustration, based on data from national contributors.

The highest increase in maintenance payment rates for grassland was implemented in Finland (due to the additional livestock payment) (Figure 2-4). Other Member States with relatively high increases in maintenance payment rates for grassland from 2004 to 2009 are Spain, Hungary (grazing land not in Natura 2000 programs), Slovakia, Czech Republic, Latvia (permanent grassland) and Scotland (improved grassland). Only Luxembourg did not change the payment rate in this period. On the other hand, some Italian regions

and, to a lesser extent, some German regions implemented large reductions of the maintenance payment rate for grassland.

Figure: 2-4: Comparison of maintenance payment rates for grassland between 2004 and 2009



AT = Austria, BE = Belgium, BG = Bulgaria, CZ = Czech Republic, DE = Germany, DK = Denmark, EE = Estonia, ES = Spain, FI = Finland, HU = Hungary, IE = Ireland, IT = Italy, LT = Lithuania, LU = Luxembourg, LV = Latvia, PL = Poland, PT = Portugal, SI = Slovenia, SK = Slovakia, UK = United Kingdom, UK-EN = England, UK-NI = Northern Ireland, UK-SC = Scotland, UK-WA = Wales

Source: Own illustration, based on data from national contributors.

In addition to the payment rate changes shown in Figures 2-3 and 2-4, two major changes to maintenance payments have been implemented in France and Greece in this period. France did not previously provide maintenance support. In the current programme period a number of French regions have now taken up the new option of implementing maintenance payments. In Greece, livestock payments (per LU) have been transformed to area-based grassland payments for livestock farms.

Outlook of payment rates

Information on planned or already agreed future revisions to the payment rates were only reported from a few Member States. For example, lower payments for extensive orchards in the Czech Republic are considered, while a revision of payment rates was discussed in Italy at national level in 2009. In early 2010, Emilia-Romagna has added higher payments for Natura 2000 areas and increased payments for organic livestock. Also Sweden and few German regions will implement higher payment rates in 2010. Sweden will increase the payment rate for organic cereal production from 1 300 to 1 450 SEK as well as provide a payment rate of 350 SEK for the organic production of grassland in rotation. In Germany,

Hesse will increase payment rates for arable land, grassland and vegetables and Saarland and Thuringia will increase all payment rates. Wales has introduced a new Organic Conversion Scheme with the first agreements having started on 01 January 2010. The Scheme provides higher payment rates for arable land and lower rates for grassland. As the Scheme is currently designed payments are only available for the two conversion years.

Restrictions to scheme access

Although the organic support payments are implemented in most Member States, farmers across the different countries do not have the same access to the payments. A number of Member States report restrictions to the scheme access, mainly due to budget constraints, in current and past years. For example, the organic support scheme in Portugal was closed between 2005 and 2007, no conversion support was provided in Saarland in 2007, and in Greece no call for applications has yet been launched since the approval of the Scheme in 2007. Scheme access problems were also reported from Hungary (pre 2009), Luxembourg, Wales and Spain. Between 20 and 63 % of the farms which applied to enter the scheme could not receive funding for organic conversion in the different Spanish regions in 2009. In particular the Greek case highlights that high payment rates do not necessarily guarantee a high level of support for organic farmers.

Two opposite approaches to deal with budget constraints are implemented in Estonia and Scotland. In case of more applications than the budget could finance at the defined payment rates, payment rates will be reduced in Estonia to ensure that each applicant receives some financial support. In Scotland, on the other hand, a selective discretionary system is applied for conversion and maintenance payments. Applications are ranked by 14 criteria and considered by the Regional Proposal Assessment Committees (RPACs) which meet three to four times annually. A different threshold is determined for each round of applications depending on the funds available and the number of approved applications has been low.

3 Eligibility criteria and requirements

Following the overview of the different payment rates in the Member States, section 3 highlights in the first part which countries have implemented specific restrictions concerning maximum and minimum payment limits per farm and size of the conversion or organic area, payment degression and stocking rates. The second part compares restrictions of the eligibility of particular crops and land types, additional scheme requirements beyond organic standards, the requirement to manage livestock organically, and the possibility of partial and gradual conversion.

Payment limits

Only seven countries have implemented maximum payment limits, in addition to the maximum payment rates per hectare defined for the different land types in Regulation (EC) No 1698-2005 (Table 3-1). Bavaria and Baden-Württemberg (Germany), most French regions, Bolzano (Italy) and Lithuania have implemented a ceiling for the amount of support a farm can receive through the Organic Support Scheme. Maximum size limits of the conversion or organic area exist in some Spanish regions, Hungary, Scotland and Wales. In addition, Austria has increased the (EC) maximum payment rates per hectare for arable land, grassland and vineyards and orchards.

Most of the Member States only fund applications for organic conversion and production above a certain minimum area or amount per farm and year. Only Belgium, Lithuania and Luxembourg do not require a minimum level. Minimum size limits exist per farm and per plot and often depend on land/crop/livestock types and land characteristics. Minimum amount of support per farm and year varies between 100 € (Picardie, France) and 1 000 € (Schleswig-Holstein, Germany).

Only seven Member States (Austria, Belgium (Wallonia), Spain (some regions), Ireland, Italy (some regions), Poland and Portugal) apply a degression of the payment rates. In all cases the degression is applied for conversion and maintenance payments and is generally divided into three or four steps. However, the acreage levels and applied reductions of the payment rates of the different degression steps vary greatly depending on the prevailing production systems and farm characteristics in the Member States and regions.

Seven Member States (Austria, Bulgaria, Denmark, Lithuania, Poland, Portugal and UK) do not impose further restrictions on the stocking rate, in addition to the maximum stocking density of 2 LU/ha (equivalent to 170 kg of nitrogen per year and hectare of agricultural area) defined at EU level in Regulation (EC) No 889/2008. Maximum stocking rates per hectare below 2 LU/ha are implemented in six countries (Czech Republic, Germany (Brandenburg and Berlin), some Spanish regions, Luxembourg, Sweden and Slovakia) with the lowest maximum stocking rate of 0.5 LU/ha in the Spanish regions Canarias and

Extremadura. Greece, on the other hand, is the only country with a maximum stocking rate above 2 LU/ha. A particular case is the Bolzano region in Italy, where a maximum stocking rate per farm exists for farms without forage area (5 LU/farm). Minimum stocking rates per hectare are implemented in the majority of the Member States (applicable to grassland and fodder crop payments) and vary between 0.2 LU/ha (e.g. in Estonia and some Italian regions) and 1 LU/ha in the Italian region Veneto.

Table 3-1: Payment limits, degression and stocking rates

Country		AT	BE ¹⁾	BG	CZ	DE ²⁾	DK	EE	ES ³⁾	FI	FR ⁴⁾	GR	HU	IE
Limit														
Maximum limit (size or amount)		✓	-	-	-	✓	-	-	✓	-	✓	-	✓	-
Minimum limit (size or amount)		✓	-	✓	✓	✓	✓	✓	✓	✓	✓	✓	✓	✓
Payment degression		✓	✓	-	-	-	-	-	✓	-	-	-	-	✓
Stocking rate	Min	-	✓	-	✓	✓	-	✓	✓	✓	✓	-	✓	✓
	Max	-	-	-	✓	✓	-	-	✓	-	-	✓	-	-

Country		IT ^{5,6)}	LT	LU	LV	NL	PL	PT	RO	SE	SI	SK	UK
Limit													
Maximum limit (size or amount)		✓	✓	-	-	na	-	-	nd	-	-	-	✓
Minimum limit (size or amount)		✓	-	-	✓	na	✓	✓	nd	✓	✓	✓	✓
Payment degression		✓	-	-	-	na	✓	✓	nd	-	-	-	-
Stocking rate	Min	✓	-	✓	✓	na	-	-	nd	-	✓	✓	-
	Max	✓	-	✓	-	na	-	-	nd	✓	-	✓	-

✓ = yes, - = no

1) BE – Payment degression and minimum stocking rate have been implemented in Wallonia.

2) DE - The implementation of payment limits varies between the different German regions. Maximum payment/size limits have only been implemented in Bavaria and Baden-Wurttemberg. Minimum stocking rates have been implemented in Hesse, Mecklenburg-Western Pomerania, North Rhine-Westphalia, Schleswig-Holstein and Saarland, while only Brandenburg and Berlin have implemented a maximum stocking rate below 2LU/ha. Rhineland-Palatinate is the only region without a minimum payment/size limit.

3) ES – The implementation of payment limits varies between the different Spanish regions. For details on the regional limits see the Spanish country file in Annex 1.

4) FR – Minimum payment/size limits and minimum stocking rate are set at national level. Regional variations exist for maximum payment/size limits: Maximum limits have been implemented in Franche-Comte, Picardie, Bretagne, Rhone-Alpes, Ile-de-France and Lorraine.

5) IT- Regional variations: a) Maximum payment/size limits have not been implemented in the investigated regions, with the exemption of Bolzano; b) minimum payment/size limits have not been implemented in Calabria, Campania, Piemonte; c) maximum stocking rates have only been implemented in Bolzano.

6) IT – Payment degression has only been implemented in Piemonte.

Source: Own illustration, based on data from national contributors

Conversion and management requirements and eligibility of crops

In order to receive organic support payments, livestock enterprises have to be managed organically in most Member States (Table 3-2). Only Bulgaria, Finland, France, Hungary and Sweden do not require livestock to be managed organically. In Estonia, only farmers receiving the grassland payment have to manage livestock organically. Livestock can be managed conventionally to receive arable and vegetables/fruit/berries/herb payments.

Table 3-2: Organic livestock management and conversion requirements

Country	AT	BE	BG	CZ	DE	DK	EE	ES¹⁾	FI	FR²⁾	GR	HU	IE
Limit													
Organic management of livestock	✓	✓	-	✓	✓	✓	✓	✓	-	-	✓	-	✓
Possibility of gradual conversion	-	✓	✓	-	-	✓	✓	-	✓	✓	-	-	✓
Possibility of part conversion	✓	✓	✓	✓	-	-	✓	-	✓	✓	✓	-	✓

Country	IT³⁾	LT	LU⁴⁾	LV	NL	PL	PT	RO	SE	SI	SK	UK
Limit												
Organic management of livestock	✓	✓	✓	✓	na	✓	✓	nd	-	✓	✓	✓
Possibility of gradual conversion	-	✓	✓	✓	na	-	-	nd	✓	✓	-	✓
Possibility of part conversion	(✓)	✓	-	✓	na	✓	-	nd	✓	✓	✓	✓

✓ = yes, - = no, (✓) = indirect

1) ES – Applies to all regions.

2) FR – The national framework does not require that livestock enterprises are managed organically, if only crop enterprises are in organic conversion or maintenance. On the other hand, the whole farm (including livestock) has to be managed organically, if livestock enterprises are organic systems. Gradual and part conversion is possible in all regions.

3) IT – Regional variations: a) Livestock has to be managed organically only in Basilicata, Emilia Romagna and Sicily; b) Part conversion is only possible for farms in Emilia Romagna, which consists of separate enterprises with a total extension of more than 50 ha of UAA (or 10 ha for fruit/vine-growing farms) and gross marketable production of more than 4 000 €.

4) LU – Gradual conversion is only possible in vineyards.

Source: Own illustration, based on data from national contributors

Farmers have the possibility to opt for a gradual conversion to organic farming in the majority of the Member States. In Germany, only farms which fully convert to organic farming are eligible for support payments. The restriction of converting the whole farm does otherwise only exist in Denmark, Spain, Hungary, Luxembourg and Portugal. All other Member States allow farmers to convert only a part of the farm to organic farming. An additional financial incentive to convert the whole farm is provided in the Czech Republic, where farmers receive higher grassland payments, if the whole farm is managed organically.

Table 3-3: Eligible crop and additional scheme requirements

Country	AT	BE ¹⁾	BG	CZ	DE	DK ²⁾	EE	ES ³⁾	FI	FR	GR	HU	IE ⁴⁾
Limit													
Restricted eligibility of crops	-	✓	-	✓	✓	(✓)	✓	✓	✓	-	✓	-	-
Scheme requirements and obligations beyond organic standards	✓	-	✓	✓	✓	✓	✓	✓	✓	-	✓	-	-

Country	IT ⁵⁾	LT	LU	LV	NL	PL	PT	RO	SE	SI	SK	UK ⁶⁾
Limit												
Restricted eligibility of crops	✓	✓	✓	✓	na	✓	-	nd	✓	-	-	-
Scheme requirements and obligations beyond organic standards	✓	✓	-	✓	na	-	✓	nd	✓	✓	✓	✓

✓ = yes, - = no, (✓) = indirect

1) BE – Forest cultivation is not eligible for support payments in Wallonia. Tobacco, mushrooms, headland, woodland, herbs and flowers in pot and seedlings in substratum pot are not supported in Flanders.

2) DK – Natural areas like heather or meadows with wild plants are not eligible for environmental farming support, which provides maintenance support for all farms fulfilling certain environmental management requirements including organic farms (see also the Danish country file in Annex 1)

3) ES – Applies to all regions.

4) IE – There are none at present but if the scheme will be relaunched in 2010 there will be additional requirements.

There used to be a compulsory link to the Rural Environment Protection scheme with organic support as a supplementary measure but the schemes have now been separated.

5) IT – Regional variations: a) Specific restrictions on the eligibility of different crops have only been implemented in one region (Bolzano) promoting the cultivation and conversion of local traditional cereal varieties and types; b) The extent of additional scheme obligations beyond organic standards varies between the investigated regions and only 5 regions (Abruzzo, Basilicata, Emilia Romagna, Marche and Sicily) have implemented additional restrictions.

6) UK – England – Requirements to enter ELS have to be met – a certain number of options have to be undertaken to achieve the point score required to be eligible for the scheme.

Source: Own illustration, based on data from national contributors

The eligibility of crops or land types is restricted in thirteen Member States (Table 3-3). In Denmark, the crop eligibility is restricted for maintenance support through the Environmental Farming Support Scheme. While some countries, e.g. Germany, defined broad land and crop types without specifying specific crops for which farmers can receive organic support payments, other countries, such as Spain, specified specific crops eligible for payments. Examples for specific restrictions of the crop eligibility can be found in the Italian region Bolzano, where the eligibility of cereals is limited to old local cultivars, and in Finland with the exclusion of reed canary grass.

Four land and crop types are not eligible for support in several countries:

- Set-aside land
- Permanent grassland
- Greenhouse production
- Energy crops

Farmers in most Member States have to fulfil additional scheme requirements beyond the organic standards and cross compliance to qualify for organic support payments. Only farmers in Belgium, France, Hungary, Ireland, Luxembourg, and Poland do not need to comply with additional requirements. The complexity of the additional requirements varies from a single requirement, e.g. in Bulgaria, some German regions and Greece, to a long list of extra requirements, e.g. in some Spanish regions and the German region Berlin/Brandenburg. However, the results of the survey indicate that the complexity of additional scheme requirements is not necessarily reflected in higher payment rates.

The most frequent reported additional requirements are in relation to:

- Training
- Keeping records of farm (parcel) data
- Further reductions in the application of N-fertilizers
- Cut or grazing frequency and timing on grassland
- No parallel cultivation
- Restrictions of irrigation and melioration measures
- No conversion of permanent grassland to arable land
- Harvesting and selling of crops

Other aspects

The experts in the different Member States were also asked to report other relevant aspects in relation to the design of the organic support payments. However, only few countries reported specific issues. Examples included aspects of joint applications, farm successors, tax credits and voluntary advisory schemes. Joint applications receive particular attention in Calabria (Italy), where neighbouring farms only receive full payments for joint applications. In Campania (Italy), payments for joint application are increased by five percent. To receive 100 % of the payment rate of the conversion scheme in Luxembourg, a successor must be declared when the farmer is 60 years or older. While a volun-

tary advisory scheme is established in Andalucia (Spain), tax credits of 2 400 €/farm plus 400 €/ha up to a limit of 4 000 €/farm and year are available to farmers in France. However, tax credit can not be combined with certification or maintenance support.

4 Support for organic certification and inspection

Regulation (EC) No. 834/2007 provides the legal basis for the certification of organic products. Only products certified according to this regulation can be labeled as "organic". Member States generally require farms to be certified as organic by accredited certification bodies to qualify for organic support payments. Exceptions exist in Denmark and Sweden. In Denmark certification is only required for the conversion payment. Farmers in Sweden still receive 50 % of the payment rates without being certified, as long as they fulfil the other organic requirements.

The Member States deal in different ways with the costs for certification and inspections incurred by farmers. Most of the Member States provide some form of financial support to farmers to cover parts of the certification and inspection cost. Table 4-1 provides an overview of the approaches chosen in the different Member States.

Table 4-1: Overview of certification support

Certification support payment within the organic support scheme
➔ Belgium, Germany, Spain, France, Ireland, Lithuania, Netherlands
Other support mechanisms for certification cost
Certification costs are reflected in a higher conversion payment rate
➔ Bulgaria, Greece, Latvia and UK
Support through measure 132
➔ Austria, Greece, Italy, Poland, Slovenia
Support according to article 69 Reg 1782/2003
➔ Sweden
Certification free of charge
➔ Denmark
No support
➔ Czech Republic, Estonia, Finland, Hungary, Luxembourg, Portugal, Slovakia

Source: Own illustration, based on data from national contributors

Belgium (Flanders), Germany (most regions), Spain (most regions), France, Ireland, Lithuania and the Netherlands provide a separate certification support payment under the organic farming support schemes and reimburse either a specific amount per farm, per hectare or a certain percentage of the certification and inspection cost. Fixed payments per farm vary between 650 € and 121 €. Payments per hectare as well as percentage payments are in many cases limited to a maximum between 300 € and 1 000 € per farm. A number of Member States support certification cost indirectly through alternative approaches. In Austria, Greece (food crops), Italy, Poland and Slovenia certification support is available

to farmers under food quality schemes in axis 1 of the RDPs (measure 132). Swedish farmers can receive support for certification cost under article 69 Reg 1782/2003. Bulgaria, Greece (non-food crops), Latvia and the UK reported that the conversion payment rates include a certification cost component or are increased by a certain amount for the first hectare during the in-conversion period, while certification and inspection are provided free of charge by governmental institutions in Denmark. On the other hand, seven countries (Czech Republic, Estonia, Finland, Hungary, Luxembourg, Portugal and Slovakia) did not report any support for certification and inspection cost.

5 Combinations with other agri-environmental measures

Mandatory commitments to combine organic support payments with basic AEMs exist in Finland and England, while such combinations are optional in Estonia and Denmark. Besides the few cases of mandatory and optional linkages of the organic support payments with basic agri-environmental schemes, the survey explored what other options exist for farmers to top-up organic support payments through other AEMs for the same piece of land.

Regulation (EC) No 1974/2006 specifies that different agri-environmental measures can be combined provided that these are complementary and compatible. This requires that double-funding of income foregone or additional cost components must be avoided and no conflicting management rules exist between the different measures. As a consequence different categories concerning the possible combination of agri-environmental measures on the same piece of land are defined in the national and regional RDPs. The principal combination categories are: 1) measures can be combined and payments can be accumulated; 2) measures can be combined and reduced payments can be accumulated; 3) measures can be combined, but only the higher of the two payments is paid; 4) measures are incompatible and can not be combined. However, the number of categories applied varies between the Member States. The survey focussed on the first combination category.

A wide range of options for other agri-environmental payments “on-top” of the organic support payments (accumulated payments) for the same piece of land have been reported from the different Member States and exist across most agri-environmental key themes including:

- Grassland conversion and maintenance
- (Other) Biodiversity measures
- Conservation of landscape features
- Water protection
- Soil protection
- Traditional crop types
- Endangered livestock breeds

The results of the survey indicate in some Member States an emphasis in the combination options on certain key themes. For example, a focus on traditional crop types and local/endangered livestock races exist in Southern European Member States (e. g. some Spanish regions, Greece, some Italian regions). Grassland management and biodiversity and wildlife options are the main combination options in the Czech Republic, Poland and Slovenia. “On-top” payments across several key themes exist in Austria, Belgium,

Finland, Germany, some Italian regions, Latvia, Portugal, Sweden, Slovakia and UK. On the other hand, no options for “on-top” payments were reported from Bulgaria, some Spanish regions, some Italian regions and Lithuania.

Special cases of “on-top” options have been reported from Denmark and Hungary. Organic and in-conversion farms on small Danish Islands can receive a specific additional support payment for up to 100 ha per farm. Hungary only reported the option of combining organic support payments with the Natura 2000 payment.

The level of “on-top” payments through other agri-environmental measures varies substantially between different types of measures. The lowest “on-top” payments exist for buffer zones (e.g. in Latvia and Poland) while erosion measures and steep slope management of organic vineyards and meadows qualify for the highest payments (e.g. Austria and some German Länder). More details on the different combination options and levels of “on-top” payments are provided in the country pages in the Annex.

Combination with other agri-environmental measures (“on-top” payments):

- Focus on specific agri-environmental themes in some countries:
 - Traditional crop types and local/endangered livestock races in Southern European Member States
 - Grassland management and biodiversity and wildlife options in Czech Republic, Poland and Slovenia,
- Options across several key themes exist in Austria, Belgium, Finland, Germany, some Italian regions, Latvia, Portugal, Sweden, Slovakia and UK.
- No combination options were reported from Bulgaria, some Spanish regions, some Italian regions and Lithuania.

6 Summary

The report aims at providing an overview on the implementation of the organic support payments in EU Member States and their regions, including payment design, eligibility and management requirements, certification support, and aspects in relation to scheme access, planned payment changes and possible combinations with other agri-environment measures. The results of the survey show large variations in the payment rates for the same land type using a differentiation of seven land types including arable land, grassland, vegetables and herbs, greenhouse crops, perennials and orchards, vineyards, and olive trees. For example, one ha of arable land can receive a conversion payment rate (on the basis of the average rate over a five year conversion contract) between 77 and 600 €. The range of per ha conversion payments for vineyards even spans from 350 to 1 080 €. The differences in conversion and maintenance payment rates are the result of a number of different factors including different payment differentiations within the broader land types (a specific corn payment is likely to lead to a higher payment rate than an average arable payment), different economic assumptions and different cost and income foregone components in payment calculations, policy priorities, budget allocations and constraints, consideration of different bio-physical land characteristics and the inclusion of (area-based) livestock payment components. However, further analysis is required to draw more detailed conclusions on the exact reasons behind the various differences in payment rates.

Payment rates for arable land, grassland, vegetables and perennials have generally increased between 2004 and 2009 and some Member States already further increased payment rates in 2010. However, high payment rates do not necessarily guarantee a high level of support for organic farms. Scheme access problems, as reported from several Member States, can reduce the positive impacts of high support payments per hectare or livestock units due to a lack of access of farms to the schemes. Substantial differences between the Member States also exist in the application and design of eligibility criteria and requirements such as payment limits, stocking rates and additional scheme requirements beyond organic standards. Differences in the extent of additional scheme requirements beyond organic standards between Member States are not necessarily reflected in the payment rates.

A wide range of options for combining organic support payments with agri-environmental payments exist across most Member States and cover nearly all agri-environmental key themes. “Topping up” organic support payments through other agri-environmental payments utilises the comparative advantages of organic farms in providing environmental benefits and public goods and grants additional financial support to organic farms. In addition to agri-environmental measures a range of further options for an integrated policy support approach for organic farms exist through other measures in axis 2 (e.g. Natura 2000 payments and animal welfare payments) and other axes of the RDP (e.g. modernisa-

tion of farm holdings, food quality schemes and encouragement of tourism activities). The provision of certification support through food quality schemes reported from five Member States presents one example for combined support across different RDP axes. More examples of other rural development measures particularly targeted at organic farms (e.g. modernisation of agricultural holdings in Lombardy in Italy and encouragement of tourism activities in the Czech Republic) have been identified for a selection of Member States by POHL (2009). However, a systematic and detailed update of existing and potential policy support to organic farms across the different axes in the current rural development programmes in the EU-27 would further inform the policy debate about possible future approaches to support organic farming in the EU.

7 References

- CGA de Lorraine (2009) Les Aides Accessibles à l'Agriculture Biologique pour 2010.
<http://www.bioenlorraine.fr/pages/File/09-09-%20Aides.pdf>
- CHAMBRE D'AGRICULTURE MANCHE (2009) L'aide à la conversion à l'AB (CAB) et l'aide au maintien de l'agriculture biologique
- CHAMBRE D'AGRICULTURE MANCHE (2010) Agriculture biologique - aides.
http://www.manche.chambagri.fr/bio_aides.asp#I000b364a
- DEPARTMENT OF AGRICULTURE, FOOD AND RURAL DEVELOPMENT (DAFRD) (2006) REPS organic supplementary measure.
http://www.agriculture.gov.ie/index.jsp?file=schemes/reps_cover.xml accessed 03/12/06
- DEPARTMENT OF AGRICULTURE AND RURAL DEVELOPMENT (DARD) (2005) Organic Farming Scheme Northern Ireland. Belfast.
<http://nworganiccentre.org/web/sa/saweb.nsf/848d689047cb466780256a6b002980/25527cd57e254a0880256e9f003980d8?OpenDocument>
- DEPARTMENT FOR ENVIRONMENT, FOOD AND RURAL AFFAIRS (DEFRA) (2003) Organic Farming Scheme – explanatory booklet. London.
www.defra.gov.uk/corporate/docs/forms/erdp/ofs/ofsguide03.pdf
- DEPARTMENT LANDBOUW EN VISSERIJ (2010) Programma voor Plattelandsontwikkeling Vlaanderen 2007 – 2013, Versie 27/01/2010. Brussel
- DIRECTIONS DÉPARTEMENTALES DE L'ÉQUIPEMENT ET DE L'AGRICULTURE DE LA RÉGION LORRAINE (2009) Notice d'Information : Conversion à l'Agriculture Biologique (CAB).
http://draaf.lorraine.agriculture.gouv.fr/IMG/pdf/10_39_Annexe1_dispositif_D_notice_agriculteurs_2009_lorraine_cle0cfb2a.pdf
- DIRECTION DÉPARTEMENTALE DES TERRITOIRES DU JURA (2010) L'Agriculture Biologique dans le Jura.
http://www.jura.equipement-agriculture.gouv.fr/IMG/pdf/fiche_bio_V3_cle71a929.pdf
- DIRECTION REGIONALE DE L'AGRICULTURE ET DE LA FORET DE PICARDIE (2009a) Notice d'Information: Conversion à l'Agriculture Biologique (CAB) Campagne 2009.
www.ddaf80.agriculture.gouv.fr/IMG/pdf/Notice_CAB_2009_1_cle0dd7d1.pdf
- DIRECTION REGIONALE DE L'AGRICULTURE ET DE LA FORET DE PICARDIE (2009b) Notice d'Information: Maintien en Agriculture Biologique (MAB) Campagne 2009.
www.ddaf80.agriculture.gouv.fr/IMG/pdf/Notice_MAB_2009_1_cle0c8ad4.pdf
- EUROPEAN COMMISSION (2007) Council Regulation (EC) No 834/2007 of 28 June 2007 on organic production and labelling of organic products and repealing Regulation (EEC) No 2092/91. Brussels: European Commission July 2007

- EUROSTAT (2010) Area under organic farming increased by 7.4% between 2007 and 2008 in the EU-27. Statistics in Focus, 10/2010. Luxembourg: Eurostat, October 2010
- EUROSTAT (2007) Organic farming in the EU. News Release, STAT/07/80. Luxembourg: Eurostat, June 2007.
- EUROSTAT (2001) Organic farming. Statistics in Focus, Theme 8 - 05/2001. Luxembourg: Eurostat, May 2001.
- GRAB IdF (2008) Atelier: Installations et Conversion.
www.bioiledefrance.fr/pro/images/stories/evenements/15et30mai/synthese.install-conv.pdf
- HÄRING A., DABBERT S, AURBACHER J, BICHLER B, EICHERT C, GAMBELLI D, LAMPKIN N, OFFERMANN F, OLMOS S, TUSON J, ZANOLI R (2004) Organic farming and measures of European agricultural policy. Organic Farming in Europe: Economics and Policy, Volume 11. Stuttgart-Hohenheim: Department of Farm Economics, University of Hohenheim
- HRABALOVA A, WOLLMUTHOVA P, KAPLER P (2007) Review of payment calculations in rural development measures in the Czech Republic. Technical report, AGRI-GRID project
- HRABALOVA A, HANDLOVA J, KOUTNA K, ZDRAHAL I (2005) Report on the development of organic farming in ten selected CEE countries with national report cards. EU-CEE-OFP Project. Report to the European Commission
- KRISCICIUKAITIENE I, GALNAITYTE A, ZEMECKIS R, KULIESIS G (2007) Review of payment calculations in rural development measures in Lithuania. Technical report, AGRIGRID project
- LA DIRECTION RÉGIONALE DE L'ALIMENTATION, DE L'AGRICULTURE ET DE LA FORÊT (DRAAF) DE RHÔNE-ALPES (2009) Les dispositifs de soutien à l'Agriculture Biologique – principales nouveautés.
http://draaf.rhone-alpes.agriculture.gouv.fr/IMG/pdf/DIAP04_DRAAF_disposfinancier_v1_cle01fe3c.pdf
- LESJAK HA (2008) Explaining organic farming policies: comparing support of the EU, Australia and Finland. Journal of Cleaner Production, 16, 1-11
- MINISTRY OF AGRICULTURE AND RURAL DEVELOPMENT (MARD) (2007) Rural Development Programme 2007 – 2013. Warsaw
- NIEBERG H, KUHNERT H (2006) Förderung des ökologischen Landbaus in Deutschland. Stand, Entwicklung und internationale Perspektive. Braunschweig: FAL, Landbauforschung Völkenrode, Sonderheft 295
- ORGANIC CENTRE WALES (2006) The Organic Farming Scheme (OFS). Aberystwyth.
<http://orgprints.org/10797/1/24OFSeng.pdf>

- ORGANISATION PROFESSIONNELLE DE L'AGRICULTURE BIOLOGIQUE EN ALSACE (OPABA) (2009a) S'bioblattel, Bulletin No. 7, Octobre 2009.
<http://www.opaba.org/sbioblattel/2009%20-%20n7.pdf>
- ORGANISATION PROFESSIONNELLE DE L'AGRICULTURE BIOLOGIQUE EN ALSACE (OPABA) (2009b) L'Aide à la Conversion à l'Agriculture Biologique MAE CAB.
<http://toolbox.advisa.fr/gdc/opaba.236/media/art.med/175.114.pdf>
- POHL A (2009) How do European rural development programmes support organic farming? Report to IFOAM EU Group
- Regione Emilia Romagna (2004) Piano Regionale di Sviluppo Rurale. Version February 2004. <http://www.ermesagricoltura.it/Piano-Regionale-Sviluppo-Rurale/Piano-Regionale-Sviluppo-Rurale-2000-2006/Piano-modificato-nel-2004>
- Regione Marche (2004) Decreto del Dirigente del Servizio Gestione e Sviluppo Attività Agricole e Rurali N. 06 DEL 08/01/2004.
<http://www.agri.marche.it/PSR%202000-2006/DDS%206-SAR-2004%20%20BANDO%20F2%202004.pdf>
- Regione Piemonte (2003) Misura F - AZIONE F2: Applicazione delle tecniche di produzione biologica.
<http://www.regione.piemonte.it/agri/speciali/ag2000/piano/misure/azionef2.htm>
- Regione Sicilia (2003) REG. CE 1257/99 – Piano di Sviluppo Rurale 2000 – 2006: Allegato al Bando Pubblico – Misura F Agroambiente.
<http://www.regione.sicilia.it/Agricolturaeforeste/Assessorato/psr.htm>
- Regione Toscana (2000) Piano di Sviluppo Rurale della Regione Toscana 2000 – 2006.
http://www.regione.toscana.it/regione/multimedia/RT/documents/1222420364820_psr2.pdf
- Regione Umbria (2000) Piano di Sviluppo Rurale per l'Umbria 2000–2006.
<http://www.agriforeste.regione.umbria.it/canale.asp?id=638>
- Regione del Veneto (2003) Piano di Sviluppo Rurale Descrizione delle Misure Previste dal Piano di Sviluppo Rurale.
<http://www.regione.veneto.it/NR/rdonlyres/4F0C67A8-9ACE-4DAB-A0AA-4B21912B0779/0/PARTEIXmisuredelpiano.pdf>
- SCOTTISH EXECUTIVE (2004) Organic Aid Scheme Explanatory Booklet. Edinburgh
- SLABE A (2003) Building an environmentally friendly agriculture, *Ecology and Farming*, 33, 30-31, Slovenia
- TUSON J, LAMPKIN N (2007) Further Development of Organic Farming Policy in Europe with Particular Emphasis on EU Enlargement. EU-CEE-OFP Project. Report to the EU-Commission
- WILLER H, KILCHER L (2010) The World of Organic Agriculture. Statistics and Emerging Trends 2010. IFOAM, Bonn and FIBL, Frick

Annex

Country files

Annex – List of Tables

Austria

Table AT-1.1:	Overview of the payments to organic producers in 2009	A33
Table AT-1.2:	Differences in payment rates between 2004 and 2009	A34
Table AT-2:	Payment limits	A35
Table AT-3:	Conversion and management requirements	A35
Table AT-4:	Eligible crop and additional environmental or other requirements in organic farming support schemes	A35
Table AT-5:	Certification aspects	A36
Table AT-6:	Expected future payment revisions	A36
Table AT-7:	Scheme access	A36
Table AT-8:	Combinations with agri-environmental measures (on-top-measures)	A37

Belgium

Belgium: Flanders

Table BE1-1.1:	Overview of the payments to organic producers in 2009	A38
Table BE1-1.2:	Differences in payment rates between 2003 and 2009	A38
Table BE1-2:	Payment limits	A39
Table BE1-3:	Conversion and management requirements	A39
Table BE1-4:	Eligible crop and additional environmental or other requirements in organic farming support schemes	A39
Table BE1-5:	Certification aspects	A39
Table BE1-6:	Expected future payment revisions	A39
Table BE1-7:	Scheme access	A40
Table BE1-8:	Combinations with agri-environmental measures (on-top-measures)	A40

Belgium: Wallonia

Table BE2-1.1:	Overview of the payments to organic producers in 2009	A41
Table BE2-1.2:	Differences in payment rates between 2004 and 2009	A42
Table BE2-2:	Payment limits	A42
Table BE2-3:	Conversion and management requirements	A42
Table BE2-4:	Eligible crop and additional environmental or other requirements in organic farming	A43
Table BE2-5:	Certification aspects	A43
Table BE2-6:	Expected future payment revisions	A43
Table BE2-7:	Scheme access	A43
Table BE2-8:	Combinations with agri-environmental measures (on-top-measures)	A44

Bulgaria

Table BG-1:	Overview of the payments to organic producers in 2009	A45
Table BG-2:	Payment limits	A45
Table BG-3:	Conversion and management requirements	A46
Table BG-4:	Eligible crop and additional environmental or other requirements in organic farming support schemes	A46
Table BG-5:	Certification aspects	A46
Table BG-6:	Expected future payment revisions	A46
Table BG-7:	Scheme access	A47
Table BG-8:	Combinations with agri-environmental measures (on-top-measures)	A47

Czech Republic

Table CZ-1.1:	Overview of the payments to organic producers	A48
Table CZ-1.2:	Differences in payment rates between 2004 and 2009	A48
Table CZ-2:	Payment limits	A49
Table CZ-3:	Conversion and management requirements	A49

Table CZ-4:	Eligible crop and additional environmental or other requirements in organic farming support schemes	A49
Table CZ-5:	Certification aspects	A50
Table CZ-6:	Expected future payment revisions	A50
Table CZ-7:	Scheme access	A50
Table CZ-8:	Combinations with agri-environmental measures (on-top-measures)	A51

Germany

Germany: Brandenburg and Berlin

Table DE1-1.1:	Overview of the payments to organic producers in 2009	A54
Table DE1-1.2:	Differences in payment rates between 2004 and 2009 (Brandenburg)	A54
Table DE1-2:	Payment limits	A55
Table DE1-3:	Conversion and management requirements	A55
Table DE1-4:	Eligible crop and additional environmental or other requirements in organic farming support schemes	A56
Table DE1-5:	Certification aspects	A56
Table DE1-6:	Expected future payment revisions	A57
Table DE1-7:	Scheme access	A57
Table DE1-8:	Combinations with agri-environmental measures (on-top-measures)	A57

Germany: Bavaria

Table DE2-1.1:	Overview of the payments to organic producers in 2009	A58
Table DE2-1.2:	Differences in payment rates between 2004 and 2009	A58
Table DE2-2:	Payment limits	A59
Table DE2-3:	Conversion and management requirements	A59
Table DE2-4:	Eligible crop and additional environmental or other requirements in organic farming support schemes	A59
Table DE2-5:	Certification aspects	A59
Table DE2-6:	Expected future payment revisions	A60

Table DE2-7:	Scheme access	A60
Table DE2-8:	Combinations with agri-environmental measures (on-top-measures)	A61

Germany: Baden-Württemberg

Table DE3-1.1:	Overview of the payments to organic producers 2009	A62
Table DE3-1.2:	Differences in payment rates between 2004 and 2009	A62
Table DE3-2:	Payment limits	A62
Table DE3-3:	Conversion and management requirements	A63
Table DE3-4:	Eligible crop and additional environmental or other requirements in organic farming support schemes	A63
Table DE3-5:	Certification aspects	A63
Table DE3-6:	Expected future payment revisions	A63
Table DE3-7:	Scheme access	A63
Table DE3-8:	Combinations with agri-environmental measures (on-top-measures)	A64

Germany: Hesse

Table DE4-1.1:	Overview of the payments to organic producers in 2009	A65
Table DE4-1.2:	Differences in payment rates between 2004 and 2009	A65
Table DE4-2:	Payment limits	A66
Table DE4-3:	Conversion and management requirements	A66
Table DE4-4:	Eligible crop and additional environmental or other requirements in organic farming support schemes	A66
Table DE4-5:	Certification aspects	A66
Table DE4-6:	Expected future payment revisions	A67
Table DE4-7:	Scheme access	A67
Table DE4-8:	Combinations with agri-environmental measures (on-top-measures)	A67

Germany: Hamburg

Table DE5-1.1:	Overview of the payments to organic producers in 2009	A68
Table DE5-1.2:	Differences in payment rates between 2004 and 2009	A69
Table DE5-2:	Payment limits	A69

Table DE5-3:	Conversion and management requirements	A70
Table DE5-4:	Eligible crop and additional environmental or other requirements in organic farming support schemes	A70
Table DE5-5:	Certification aspects	A70
Table DE5-6:	Expected future payment revisions	A70
Table DE5-7:	Scheme access	A70
Table DE5-8:	Combinations with agri-environmental measures (on-top-measures)	A71

Germany: Lower Saxony and Bremen

Table DE6-1.1:	Overview of the payments to organic producers in 2009	A72
Table DE6-1.2:	Differences in payment rates between 2004 and 2009	A72
Table DE6-2:	Payment limits	A72
Table DE6-3:	Conversion and management requirements	A73
Table DE6-4:	Eligible crop and additional environmental or other requirements in organic farming support schemes	A73
Table DE6-5:	Certification aspects	A73
Table DE6-6:	Expected future payment revisions	A73
Table DE6-7:	Scheme access	A73
Table DE6-8:	Combinations with agri-environmental measures (on-top-measures)	A74

Germany: Mecklenburg-Western Pomerania

Table DE1-7.1:	Overview of the payments to organic producers in 2009	A75
Table DE1-7.2:	Differences in payment rates between 2004 and 2009	A75
Table DE7-2:	Payment limits	A76
Table DE7-3:	Conversion and management requirements	A76
Table DE7-4:	Eligible crop and additional environmental or other requirements in organic farming support schemes	A76
Table DE7-5:	Certification aspects	A76
Table DE7-6:	Expected future payment revisions	A77
Table DE7-7:	Scheme access	A77
Table DE7-8:	Combinations with agri-environmental measures (on-top-measures)	A77

Germany: North Rhine-Westphalia

Table DE8-1.1:	Overview of the payments to organic producers	A78
Table DE8-1.2:	Differences in payment rates between 2004 and 2009	A78
Table DE8-2:	Payment limits	A79
Table DE8-3:	Conversion and management requirements	A79
Table DE8-4:	Eligible crop and additional environmental or other requirements in organic farming support schemes	A79
Table DE8-5:	Certification aspects	A79
Table DE8-6:	Expected future payment revisions	A80
Table DE8-7:	Scheme access	A80
Table DE8-8:	Combinations with agri-environmental measures (on top-measures)	A80

Germany: Rhineland-Palatinate

Table DE9-1.1:	Overview of the payments to organic producers in 2009	A81
Table DE9-1.2:	Differences in payment rates between 2004 and 2009	A82
Table DE9-2:	Payment limits	A82
Table DE9-3:	Conversion and management requirements	A82
Table DE9-4:	Eligible crop and additional environmental or other requirements in organic farming support schemes	A83
Table DE9-5:	Certification aspects	A83
Table DE9-6:	Expected future payment revisions	A83
Table DE9-7:	Scheme access	A83
Table DE9-8:	Combinations with agri-environmental measures (on-top-measures)	A84

Germany: Saxony-Anhalt

Table DE10-1.1:	Overview of the payments to organic producers in 2009	A85
Table DE10-1.2:	Differences in payment rates between 2004 and 2009	A85
Table DE10-2:	Payment limits	A85
Table DE10-3:	Conversion and management requirements	A86
Table DE10-4:	Eligible crop and additional environmental or other requirements in organic farming support schemes	A86

Table DE10-5:	Certification aspects	A86
Table DE10-6:	Expected future payment revisions	A86
Table DE10-7:	Scheme access	A86
Table DE10-8:	Combinations with agri-environmental measures (on-top-measures)	A87

Germany: Schleswig-Holstein

Table DE11-1.1:	Overview of the payments to organic producers in 2009	A88
Table DE11-1.2:	Differences in payment rates between 2004 and 2009	A88
Table DE11-2:	Payment limits	A89
Table DE11-3:	Conversion and management requirements	A89
Table DE11-4:	Eligible crop and additional environmental or other requirements in organic farming support schemes	A89
Table DE11-5:	Certification aspects	A89
Table DE11-6:	Expected future payment revisions	A90
Table DE11-7:	Scheme access	A90
Table DE11-8:	Combinations with agri-environmental measures (on-top-measures)	A90

Germany: Saarland

Table DE12-1.1:	Overview of the payments to organic producers in 2009	A91
Table DE12-1.2:	Differences in payment rates between 2004 and 2009	A91
Table DE12-2:	Payment limits	A92
Table DE12-3:	Conversion and management requirements	A92
Table DE12-4:	Eligible crop and additional environmental or other requirements in organic farming support schemes	A92
Table DE12-5:	Certification aspects	A92
Table DE12-6:	Expected future payment revisions	A93
Table DE12-7:	Scheme access	A93
Table DE12-8:	Combinations with agri-environmental measures (on-top-measures)	A93

Germany: Saxony

Table DE13-1.1:	Overview of the payments to organic producers in 2009	A94
Table DE13-1.2:	Differences in payment rates between 2004 and 2009	A94
Table DE13-2:	Payment limits	A95
Table DE13-3:	Conversion and management requirements	A95
Table DE13-4:	Eligible crop and additional environmental or other requirements in organic farming support schemes	A95
Table DE13-5:	Certification aspects	A95
Table DE13-6:	Expected future payment revisions	A96
Table DE13-7:	Scheme access	A96
Table DE13-8:	Combinations with agri-environmental measures (on-top-measures)	A96

Germany: Thuringia

Table DE14-1.1:	Overview of the payments to organic producers in 2009	A97
Table DE14-1.2:	Differences in payment rates between 2004 and 2009	A97
Table DE14-2:	Payment limits	A98
Table DE14-3:	Conversion and management requirements	A98
Table DE14-4:	Eligible crop and additional environmental or other requirements in organic farming support schemes	A98
Table DE14-5:	Certification aspects	A98
Table DE14-6:	Expected future payment revisions	A99
Table DE14-7:	Scheme access	A99
Table DE14-8:	Combinations with agri-environmental measures (on-top-measures)	A99

Denmark

Table DK-1.1:	Overview of the payments to organic producers in 2009	A100
Table DK-1.2:	Differences in payment rates between 2004 and 2009	A100
Table DK-2:	Payment limits	A100
Table DK-3:	Conversion and management requirements	A101
Table DK-4:	Eligible crop and additional environmental or other requirements in organic farming support schemes	A101

Table DK-5:	Certification aspects	A101
Table DK-6:	Expected future payment revisions	A101
Table DK-7:	Scheme access	A102
Table DK-8:	Combinations with agri-environmental measures (on-top-measures)	A102

Estonia

Table EE-1.1:	Overview of the payments to organic producers in 2009	A103
Table EE-1.2:	Differences in payment rates between 2004 and 2009	A104
Table EE-2:	Payment limits	A104
Table EE-3:	Conversion and management requirements	A104
Table EE-4:	Eligible crop and additional environmental or other requirements in organic farming support schemes	A105
Table EE-5:	Certification aspects	A105
Table EE-6:	Expected future payment revisions	A105
Table EE-7:	Scheme access	A105
Table EE-8:	Combinations with agri-environmental measures (on-top-measures)	A106

Spain

Spain: Andalucia

Table ES1-1.1:	Overview of the payments to organic producers in 2009	A107
Table ES1-1.2:	Differences in payment rates between 2003 and 2009	A108
Table ES1-2:	Payment limits	A109
Table ES1-3:	Conversion and management requirements	A109
Table ES1-4:	Eligible crop and additional environmental or other requirements in organic farming support schemes	A110
Table ES1-5:	Certification aspects	A110
Table ES1-6:	Expected future payment revisions	A110
Table ES1-7:	Scheme access	A111
Table ES1-8:	Combinations with agri-environmental measures (on-top-measures)	A111

Spain: Aragon

Table ES2-1.1:	Overview of the payments to organic producers in 2009	A112
Table ES2-1.2:	Differences in payment rates between 2003 and 2009	A113
Table ES2-2:	Payment limits	A114
Table ES2-3:	Conversion and management requirements	A114
Table ES2-4:	Eligible crop and additional environmental or other requirements in organic farming support schemes	A114
Table ES2-5:	Certification aspects	A115
Table ES2-6:	Expected future payment revisions	A115
Table ES2-7:	Scheme access	A115
Table ES2-8:	Combinations with agri-environmental measures (on-top-measures)	A115

Spain: Asturias

Table ES3-1.1:	Overview of the payments to organic producers in 2009	A116
Table ES3-1.2:	Differences in payment rates between 2004 and 2009	A117
Table ES3-2:	Payment limits	A117
Table ES3-3:	Conversion and management requirements	A118
Table ES3-4:	Eligible crop and additional environmental or other requirements in organic farming support schemes	A118
Table ES3-5:	Certification aspects	A118
Table ES3-6:	Expected future payment revisions	A118
Table ES3-17:	Scheme access	A119
Table ES3-8:	Combinations with agri-environmental measures (on-top-measures)	A119

Spain: Canarias

Table ES4-1.1:	Overview of the payments to organic producers in 2009	A120
Table ES4-1.2:	Differences in payment rates between 2004 and 2009	A121
Table ES4-2:	Payment limits	A121
Table ES4-3:	Conversion and management requirements	A122
Table ES4-4:	Eligible crop and additional environmental or other requirements in organic farming support schemes	A122

Table ES4-5:	Certification aspects	A122
Table ES4-6:	Expected future payment revisions	A122
Table ES4-7:	Scheme access	A123
Table ES4-8:	Combinations with agri-environmental measures (on-top-measures)	A123

Spain: Castilla-La Mancha

Table ES5-1.1:	Overview of the payments to organic producers in 2009	A124
Table ES5-1.2:	Differences in payment rates between 2004 and 2009	A125
Table ES5-2:	Payment limits	A126
Table ES5-3:	Conversion and management requirements	A126
Table ES5-4:	Eligible crop and additional environmental or other requirements in organic farming support schemes	A126
Table ES5-5:	Certification aspects	A127
Table ES5-6:	Expected future payment revisions	A127
Table ES5-7:	Scheme access	A127
Table ES5-8:	Combinations with agri-environmental measures (on-top-measures)	A127

Spain: Castilla y León

Table ES6-1.1:	Overview of the payments to organic producers in 2009	A128
Table ES6-1.2:	Differences in payment rates between 2004 and 2009	A129
Table ES6-2:	Payment limits	A129
Table ES6-3:	Conversion and management requirements	A129
Table ES6-4:	Eligible crop and additional environmental or other requirements in organic farming support schemes	A130
Table ES6-5:	Certification aspects	A130
Table ES6-6:	Expected future payment revisions	A130
Table ES6-7:	Scheme access	A130
Table ES6-8:	Combinations with agri-environmental measures (on-top-measures)	A131

Spain: Catalunya

Table ES7-1.1:	Overview of the payments to organic producers in 2009	A132
Table ES7-1.2:	Differences in payment rates between 2004 and 2009	A133
Table ES7-2:	Payment limits	A134
Table ES7-3:	Conversion and management requirements	A135
Table ES7-4:	Eligible crop and additional environmental or other requirements in organic farming support schemes	A135
Table ES7-5:	Certification aspects	A135
Table ES7-6:	Expected future payment revisions	A135
Table ES7-7:	Scheme access	A135
Table ES7-8:	Combinations with agri-environmental measures (on-top-measures)	A136

Spain: Comunitat Valenciana

Table ES8-1.1:	Overview of the payments to organic producers in 2009	A137
Table ES8-1.2:	Differences in payment rates between 2004 and 2009	A138
Table ES8-2:	Payment limits	A138
Table ES8-3:	Conversion and management requirements	A139
Table ES8-4:	Eligible crop and additional environmental or other requirements in organic farming support schemes	A139
Table ES8-5:	Certification aspects	A139
Table ES8-6:	Expected future payment revisions	A139
Table ES8-7:	Scheme access	A140
Table ES8-8:	Combinations with agri-environmental measures (on-top-measures)	A140

Spain: Extremadura

Table ES9-1.1:	Overview of the payments to organic producers in 2009	A141
Table ES9-1.2:	Differences in payment rates between 2004 and 2009	A142
Table ES9-2:	Payment limits	A142
Table ES9-3:	Conversion and management requirements	A143
Table ES9-4:	Eligible crop and additional environmental or other requirements in organic farming support schemes	A143

Table ES9-5:	Certification aspects	A143
Table ES9-6:	Expected future payment revisions	A143
Table ES9-7:	Scheme access	A144
Table ES9-8:	Combinations with agri-environmental measures (on-top-measures)	A144

Spain: Galicia

Table ES10-1.1:	Overview of the payments to organic producers in 2009	A145
Table ES10-1.2:	Differences in payment rates between 2004 and 2009	A146
Table ES10-2:	Payments limits	A146
Table ES10-3:	Conversion and management requirements	A147
Table ES10-4:	Eligible crop and additional environmental or other requirements in organic farming support schemes	A147
Table ES10-5:	Certification aspects	A147
Table ES10-6:	Expected future payment revisions	A147
Table ES10-7:	Scheme access	A148
Table ES10-8:	Combinations with agri-environmental measures (on-top-measures)	A148

Spain: Murcia

Table ES11-1.1:	Overview of the payments to organic producers in 2009	A149
Table ES11-1.2:	Differences in payment rates between 2004 and 2009	A150
Table ES11-2:	Payment limits	A150
Table ES11-3:	Conversion and management requirements	A151
Table ES11-4:	Eligible crop and additional environmental or other requirements in organic farming support schemes	A151
Table ES11-5:	Certification aspects	A151
Table ES11-6:	Expected future payment revisions	A151
Table ES11-7:	Scheme access	A152
Table ES11-8:	Combinations with agri-environmental measures (on-top-measures)	A152

Spain: Navarra

Table ES12-1.1:	Overview of the payments to organic producers in 2009	A153
Table ES12-1.2:	Differences in payment rates between 2004 and 2009	A154
Table ES12-2:	Payment limits	A154
Table ES12-3:	Conversion and management requirements	A155
Table ES12-4:	Eligible crop and additional environmental or other requirements in organic farming support schemes	A155
Table ES12-5:	Certification aspects	A155
Table ES12-6:	Expected future payment revisions	A155
Table ES12-7:	Scheme access	A156
Table ES12-8:	Combinations with agri-environmental measures (on-top-measures)	A156

Finland

Table FI-1.1:	Overview of the payments to organic producers	A157
Table FI-1.2:	Differences in payment rates between 2004 and 2009	A157
Table FI-2:	Payment limits	A157
Table FI-3:	Conversion and management requirements	A158
Table FI-4:	Eligible crop and additional environmental or other requirements in organic farming support schemes	A158
Table FI-5:	Certification aspects	A158
Table FI-6:	Expected future payment revisions	A159
Table FI-7:	Scheme access	A159
Table FI-8:	Combinations with agri-environmental measures (on-top-measures)	A159

France**France: Alsace**

Table FR1-1.1:	Overview of the payments to organic producers in 2009	A161
Table FR1-1.2:	Differences in payment rates between 2004 and 2009	A162
Table FR1-2:	Payment limits	A162

Table FR1-3:	Conversion and management requirements	A163
Table FR1-4:	Eligible crop and additional environmental or other requirements in organic farming support schemes	A163
Table FR1-5:	Certification aspects	A163
Table FR1-6:	Expected future payment revisions	A163
Table FR1-7:	Scheme access	A164
Table FR1-8:	Combinations with agri-environmental measures (on-top-measures)	A164

France: Basse-Normandie

Table FR2-1.1:	Overview of the payments to organic producers in 2009	A165
Table FR2-1.2:	Differences in payment rates between 2004 and 2009	A166
Table FR2-2:	Payment limits	A166
Table FR2-3:	Conversion and management requirements	A167
Table FR2-4:	Eligible crop and additional environmental or other requirements in organic farming support schemes	A167
Table FR2-5:	Certification aspects	A167
Table FR2-6:	Expected future payment revisions	A167
Table FR2-7:	Scheme access	A168
Table FR2-8:	Combinations with agri-environmental measures (on-top-measures)	A168

France: Bretagne

Table FR3-1.1:	Overview of the payments to organic producers in 2009	A169
Table FR3-1.2:	Differences in payment rates between 2004 and 2009	A170
Table FR3-2:	Payment limits	A170
Table FR3-3:	Conversion and management requirements	A171
Table FR3-4:	Eligible crop and additional environmental or other requirements in organic farming support schemes	A171
Table FR3-5:	Certification aspects	A171
Table FR3-6:	Expected future payment revisions	A171
Table FR3-7:	Scheme access	A172
Table FR3-8:	Combinations with agri-environmental measures (on-top-measures)	A172

France: Franche-Comté

Table FR4-1.1:	Overview of the payments to organic producers in 2009	A173
Table FR4-1.2:	Differences in payment rates between 2004 and 2009	A174
Table FR4-2:	Payment limits	A174
Table FR4-3:	Conversion and management requirements	A175
Table FR4-4:	Eligible crop and additional environmental or other requirements in organic farming support schemes	A175
Table FR4-5:	Certification aspects	A175
Table FR4-6:	Expected future payment revisions	A175
Table FR4-7:	Scheme access	A176
Table FR4-8:	Combinations with agri-environmental measures (on-top-measures)	A176

France: Haute-Normandie

Table FR5-1.1:	Overview of the payments to organic producers in 2009	A177
Table FR5-1.2:	Differences in payment rates between 2004 and 2009	A178
Table FR5-2:	Payment limits	A178
Table FR5-3:	Conversion and management requirements	A179
Table FR5-4:	Eligible crop and additional environmental or other requirements in organic farming support schemes	A179
Table FR5-5:	Certification aspects	A179
Table FR5-6:	Expected future payment revisions	A179
Table FR5-7:	Scheme access	A180
Table FR5-8:	Combinations with agri-environmental measures (on-top-measures)	A180

France: Ile-de-France

Table FR6-1.1:	Overview of the payments to organic producers in 2009	A181
Table FR6-1.2:	Differences in payment rates between 2004 and 2009	A182
Table FR6-2:	Payment limits	A182
Table FR6-3:	Conversion and management requirements	A183
Table FR6-4:	Eligible crop and additional environmental or other requirements in organic farming support schemes	A183

Table FR6-5:	Certification aspects	A183
Table FR6-6:	Expected future payment revisions	A183
Table FR6-7:	Scheme access	A184
Table FR6-8:	Combinations with agri-environmental measures (on-top-measures)	A184

France: Lorraine

Table FR7-1.1:	Overview of the payments to organic producers in 2009	A185
Table FR7-1.2:	Differences in payment rates between 2004 and 2009	A186
Table FR7-2:	Payment limits	A186
Table FR7-3:	Conversion and management requirements	A187
Table FR7-4:	Eligible crop and additional environmental or other requirements in organic farming support schemes	A187
Table FR7-5:	Certification aspects	A187
Table FR7-6:	Expected future payment revisions	A187
Table FR7-7:	Scheme access	A188
Table FR7-8:	Combinations with agri-environmental measures (on-top-measures)	A188

France: Picardie

Table FR8-1.1:	Overview of the payments to organic producers in 2009	A189
Table FR8-1.2:	Differences in payment rates between 2004 and 2009	A190
Table FR8-2:	Payment limits	A190
Table FR8-3:	Conversion and management requirements	A191
Table FR8-4:	Eligible crop and additional environmental or other requirements in organic farming support schemes	A191
Table FR8-5:	Certification aspects	A191
Table FR8-6:	Expected future payment revisions	A191
Table FR8-7:	Scheme access	A192
Table FR8-8:	Combinations with agri-environmental measures (on-top-measures)	A192

France: Rhône-Alpes

Table FR9-1.1:	Overview of the payments to organic producers in 2009	A193
Table FR9-1.2:	Differences in payment rates between 2004 and 2009	A194
Table FR9-2:	Payment limits	A194
Table FR9-3:	Conversion and management requirements	A195
Table FR9-4:	Eligible crop and additional environmental or other requirements in organic farming support schemes	A195
Table FR9-5:	Certification aspects	A195
Table FR9-6:	Expected future payment revisions	A195
Table FR9-7:	Scheme access	A196
Table FR9-8:	Combinations with agri-environmental measures (on-top-measures)	A196

Greece

Table GR-1.1:	Overview of the payments to organic producers in 2009	A197
Table GR-1.2:	Differences in payment rates between 2004 and 2009	A198
Table GR-2:	Payment limits	A198
Table GR-3:	Conversion and management requirements	A199
Table GR-4:	Eligible crop and additional environmental or other requirements in organic farming support schemes	A199
Table GR-5:	Certification aspects	A199
Table GR-6:	Expected future payment revisions	A199
Table GR-7:	Scheme access	A200
Table GR-8:	Combinations with agri-environmental measures (on-top-measures)	A200

Hungary

Table HU-1.1:	Overview of the payments to organic producers in 2009	A201
Table HU-1.2:	Differences in payment rates between 2004 and 2009	A202
Table HU-2:	Payment limits	A203
Table HU-3:	Conversion and management requirements	A203

Table HU-4:	Eligible crop and additional environmental or other requirements in organic farming support schemes	A203
Table HU-5:	Certification aspects	A203
Table HU-6:	Expected future payment revisions	A204
Table HU-7:	Scheme access	A204
Table HU-8:	Combinations with agri-environmental measures (on-top-measures)	A204

Ireland

Table IE-1.1:	Overview of the payments to organic producers in 2009	A205
Table IE-1.2:	Differences in payment rates between 2006 and 2009	A205
Table IE-2:	Payment limits	A206
Table IE-3:	Conversion and management requirements	A206
Table IE-4:	Eligible crop and additional environmental or other requirements in organic farming support schemes	A206
Table IE-5:	Certification aspects	A207
Table IE-6:	Expected future payment revisions	A207
Table IE-7:	Scheme access	A207
Table IE-8:	Combinations with agri-environmental measures (on-top-measures)	A207

Italy

Italy: Abruzzo

Table IT1-1.1:	Overview of the payments to organic producers in 2007	A208
Table IT1-1.2:	Differences in payment rates between 2004 and 2007	A209
Table IT1-2:	Payment limits	A210
Table IT1-3:	Conversion and management requirements	A210
Table IT1-4:	Eligible crop and additional environmental or other requirements in organic farming support schemes	A210
Table IT1-5:	Certification aspects	A210
Table IT1-6:	Expected future payment revisions	A211

Table IT1-7:	Scheme access	A211
Table IT1-8:	Combinations with agri-environmental measures (on-top-measures)	A211

Italy: Basilicata

Table IT2-1.1:	Overview of the payments to organic producers in 2008	A212
Table IT2-1.2:	Differences in payment rates between 2004 and 2008	A212
Table IT2-2:	Payment limits	A213
Table IT2-3:	Conversion and management requirements	A213
Table IT2-4:	Eligible crop and additional environmental or other requirements in organic farming support schemes	A213
Table IT2-5:	Certification aspects	A213
Table IT2-6:	Expected future payment revisions	A214
Table IT2-7:	Scheme access	A214
Table IT2-8:	Combinations with agri-environmental measures (on-top-measures)	A214

Italy: Bolzano

Table IT3-1.1:	Overview of the payments to organic producers in 2007	A215
Table IT3-1.2:	Differences in payment rates between 2004 and 2007	A215
Table IT3-2:	Payment limits	A216
Table IT3-3:	Conversion and management requirements	A216
Table IT3-4:	Eligible crop and additional environmental or other requirements in organic farming support schemes	A216
Table IT3-5:	Certification aspects	A216
Table IT3-6:	Expected future payment revisions	A217
Table IT3-7:	Scheme access	A217
Table IT3-8:	Combinations with agri-environmental measures (on-top-measures)	A217

Italy: Calabria

Table IT4-1.1:	Overview of the payments to organic producers in 2008	A218
Table IT4-1.2:	Differences in payment rates between 2004 and 2008	A218

Table IT4-2:	Payment limits	A219
Table IT4-3:	Conversion and management requirements	A219
Table IT4-4:	Eligible crop and additional environmental or other requirements in organic farming support schemes	A219
Table IT4-5:	Certification aspects	A219
Table IT4-6:	Expected future payment revisions	A220
Table IT4-7:	Scheme access	A220
Table IT4-8:	Combinations with agri-environmental measures (on-top-measures)	A220

Italy: Campania

Table IT5-1.1:	Overview of the payments to organic producers in 2007	A221
Table IT5-1.2:	Differences in payment rates between 2004	A222
Table IT5-2:	Payment limits	A222
Table IT5-3:	Conversion and management requirements	A223
Table IT5-4:	Eligible crop and additional environmental or other requirements in organic farming support schemes	A223
Table IT5-5:	Certification aspects	A223
Table IT5-6:	Expected future payment revisions	A223
Table IT5-7:	Scheme access	A224
Table IT5-8:	Combinations with agri-environmental measures (on-top-measures)	A224

Italy: Emilia Romagna

Table IT6-1.1:	Overview of the payments to organic producers in 2007	A225
Table IT6-1.2:	Differences in payment rates between 2004 and 2007	A226
Table IT6-2:	Payment limits	A226
Table IT6-3:	Conversion and management requirements	A227
Table IT6-4:	Eligible crop and additional environmental or other requirements in organic farming support schemes	A227
Table IT6-5:	Certification aspects	A227
Table IT6-6:	Expected future payment revisions	A228
Table IT6-7:	Scheme access	A228

Table IT6-8:	Combinations with agri-environmental measures (on-top-measures)	A228
--------------	--	------

Italy: Marche

Table IT7-1.1:	Overview of the payments to organic producers in 2007	A229
Table IT7-1.2:	Differences in payment rates between 2004 and 2007	A230
Table IT7-2:	Payment limits	A231
Table IT7-3:	Conversion and management requirements	A231
Table IT7-4:	Eligible crop and additional environmental or other requirements in organic farming support schemes	A231
Table IT7-5:	Certification aspects	A231
Table IT7-6:	Expected future payment revisions	A232
Table IT7-7:	Scheme access	A232
Table IT7-8:	Combinations with agri-environmental measures (on-top-measures)	A232

Italy: Piemonte

Table IT8-1.1:	Overview of the payments to organic producers in 2007	A233
Table IT8-1.2:	Differences in payment rates between 2002 and 2007	A234
Table IT8-2:	Payment limits	A235
Table IT8-3:	Conversion and management requirements	A235
Table IT8-4:	Eligible crop and additional environmental or other requirements in organic farming support schemes	A235
Table IT8-5:	Certification aspects	A235
Table IT8-6:	Expected future payment revisions	A236
Table IT8-7:	Scheme access	A236
Table IT8-8:	Combinations with agri-environmental measures (on-top-measures)	A236

Italy: Sicilia

Table IT9-1.1:	Overview of the payments to organic producers in 2008	A237
Table IT9-1.2:	Differences in payment rates between 2003 and 2008	A238
Table IT9-2:	Payment limits	A239

Table IT9-3:	Conversion and management requirements	A239
Table IT9-4:	Eligible crop and additional environmental or other requirements in organic farming support schemes	A239
Table IT9-5:	Certification aspects	A240
Table IT9-6:	Expected future payment revisions	A240
Table IT9-7:	Scheme access	A240
Table IT9-8:	Combinations with agri-environmental measures (on-top-measures)	A240

Italy: Sicilia

Table IT10-1.1:	Overview of the payments to organic producers in 2007	A241
Table IT10-1.2:	Differences in payment rates between 2004 and 2007	A242
Table IT10-2:	Payment limits	A242
Table IT10-3:	Conversion and management requirements	A243
Table IT10-4:	Eligible crop and additional environmental or other requirements in organic farming support schemes	A243
Table IT10-5:	Certification aspects	A243
Table IT10-6:	Expected future payment revisions	A243
Table IT10-7:	Scheme access	A243
Table IT10-8:	Combinations with agri-environmental measures (on-top-measures)	A244

Italy: Trento

Table IT11-1.1:	Overview of the payments to organic producers in 2007	A245
Table IT11-1.2:	Differences in payment rates between 2004 and 2007	A245
Table IT11-2:	Payment limits	A246
Table IT11-3:	Conversion and management requirements	A246
Table IT11-4:	Eligible crop and additional environmental or other requirements in organic farming support schemes	A246
Table IT11-5:	Certification aspects	A246
Table IT11-6:	Expected future payment revisions	A246
Table IT11-7:	Scheme access	A247
Table IT11-8:	Combinations with agri-environmental measures (on-top-measures)	A247

Italy: Umbria

Table IT12-1.1:	Overview of the payments to organic producers in 2008	A248
Table IT12-1.2:	Overview of the payment rates to organic producers in 2000-2006	A249
Table IT12-2:	Payment limits	A249
Table IT12-3:	Conversion and management requirements	A249
Table IT12-4:	Eligible crop and additional environmental or other requirements in organic farming support schemes	A250
Table IT12-5:	Certification aspects	A250
Table IT12-6:	Expected future payment revisions	A250
Table IT12-7:	Scheme access	A250
Table IT12-8:	Combinations with agri-environmental measures (on-top-measures)	A251

Italy: Veneto

Table IT13-1.1:	Overview of the payments to organic producers in 2007	A252
Table IT13-1.2:	Differences in payment rates between 2004 and 2007	A253
Table IT13-2:	Payment limits	A253
Table IT13-3:	Conversion and management requirements	A253
Table IT13-4:	Eligible crop and additional environmental or other requirements in organic farming support schemes	A254
Table IT13-5:	Certification aspects	A254
Table IT13-6:	Expected future payment revisions	A254
Table IT13-7:	Scheme access	A254
Table IT13-8:	Combinations with agri-environmental measures (on-top-measures)	A254

Lithuania

Table LT-1.1:	Overview of the payments to organic producers	A255
Table LT-1.2:	Differences in payment rates between 2004 and 2009	A255
Table LT-2:	Payment limits	A256
Table LT-3:	Conversion and management requirements	A256

Table LT-4:	Eligible crop and additional environmental or other requirements in organic farming support schemes	A256
Table LT-5:	Certification aspects	A256
Table LT-6:	Expected future payment revisions	A257
Table LT-7:	Scheme access	A257
Table LT-8:	Combinations with agri-environmental measures (on-top-measures)	A257

Luxembourg

Table LU-1.1:	Overview of the payments to organic producers in 2007	A258
Table LU-1.2:	Differences in payment rates between 2004 and 2007	A258
Table LU-2:	Payment limits	A259
Table LU-3:	Conversion and management requirements	A259
Table LU-4:	Eligible crop and additional environmental or other requirements in organic farming support schemes	A259
Table LU-5:	Certification aspects	A260
Table LU-6:	Expected future payment revisions	A260
Table LU-7:	Scheme access	A260
Table LU-8:	Combinations with agri-environmental measures (on-top-measures)	A260

Latvia

Table LV-1.1:	Overview of the payments to organic producers in 2009	A261
Table LV-1.2:	Differences in payment rates between 2004 and 2007	A261
Table LV-2:	Payment limits	A262
Table LV-3:	Conversion and management requirements	A262
Table LV-4:	Eligible crop and additional environmental or other requirements in organic farming support schemes	A262
Table LV-5:	Certification aspects	A262
Table LV-6:	Expected future payment revisions	A263
Table LV-7:	Scheme access	A263

Table LV-8:	Combinations with agri-environmental measures (on-top-measures)	A263
-------------	--	------

Netherlands

Table NL-5:	Certification aspects	A264
Table NL-6:	Expected future payment revisions	A264
Table NL-8:	Combinations with agri-environmental measures (on-top-measures)	A264

Poland

Table PL-1.1:	Overview of the payments to organic producers in 2009	A265
Table PL-1.2:	Differences in payment rates between 2004 and 2007	A265
Table PL-2:	Payment limits	A266
Table PL-3:	Conversion and management requirements	A266
Table PL-4:	Eligible crop and additional environmental or other requirements in organic farming support schemes	A266
Table PL-5:	Certification aspects	A266
Table PL-6:	Expected future payment revisions	A267
Table PL-7:	Scheme access	A267
Table PL-8:	Combinations with agri-environmental measures (on-top-measures)	A267

Portugal

Table PT-1.1:	Overview of the payments to organic producers in 2009	A268
Table PT-1.2:	Overview of the payments to organic producers in 2004	A269
Table PT-2:	Payment limits	A270
Table PT-3:	Conversion and management requirements	A270
Table PT-4:	Eligible crop and additional environmental or other requirements in organic farming support schemes	A270
Table PT-5:	Certification aspects	A271
Table PT-6:	Expected future payment revisions	A271

Table PT-7:	Scheme access	A271
Table PT-8:	Combinations with agri-environmental measures (on-top-measures)	A271

Sweden

Table SE-1.1:	Overview of the payments to organic producers in 2009	A272
Table SE-1.2:	Differences in payment rates between 2004 and 2009	A273
Table SE-2:	Payment limits	A273
Table SE-3:	Conversion and management requirements	A274
Table SE-4:	Eligible crop and additional environmental or other requirements in organic farming support schemes	A274
Table SE-5:	Certification aspects	A274
Table SE-6:	Expected future payment revisions	A274
Table SE-7:	Scheme access	A275
Table SE-8:	Combinations with agri-environmental measures (on-top-measures)	A275

Slovenia

Table SI-1.1:	Overview of the payments to organic producers in 2009	A276
Table SI-1.2:	Differences in payment rates between 2004 and 2009	A277
Table SI-2:	Payment limits	A277
Table SI-3:	Conversion and management requirements	A277
Table SI-4:	Eligible crop and additional environmental or other requirements in organic farming support schemes	A278
Table SI-5:	Certification aspects	A278
Table SI-6:	Expected future payment revisions	A278
Table SI-7:	Scheme access	A278
Table SI-8:	Combinations with agri-environmental measures (on-top-measures)	A279

Slovak Republic

Table SK-1.1:	Overview of the payments to organic producers in 2009	A280
Table SK-1.2:	Differences in payment rates between 2004 and 2009	A280
Table SK-2:	Payment limits	A281
Table SK-3:	Conversion and management requirements	A281
Table SK-4:	Eligible crop and additional environmental or other requirements in organic farming support schemes	A281
Table SK-5:	Certification aspects	A282
Table SK-6:	Expected future payment revisions	A282
Table SK-7:	Scheme access	A282
Table SK-8:	Combinations with agri-environmental measures (on-top-measures)	A283

United Kingdom

United Kingdom: England

Table UK1-1.1:	Overview of the payments to organic producers in 2009	A286
Table UK1-1.2:	Organic support payments 2004	A287
Table UK1-2:	Payment limits	A287
Table UK1-3:	Conversion and management requirements	A287
Table UK1-4:	Eligible crop and additional environmental or other requirements in organic farming support schemes	A288
Table UK1-5:	Certification aspects	A288
Table UK1-6:	Expected future payment revisions	A288
Table UK1-7:	Scheme access	A288
Table UK1-8:	Combinations with agri-environmental measures (on-top-measures)	A289

United Kingdom: Northern Ireland

Table UK2-1.1:	Overview of the payments to organic producers in 2009	A290
Table UK2-1.2:	Differences in payment rates between 2004 and 2009	A291
Table UK2-2:	Payment limits	A291
Table UK2-3:	Conversion and management requirements	A291

Table UK2-4:	Eligible crop and additional environmental or other requirements in organic farming support schemes	A292
Table UK2-5:	Certification aspects	A292
Table UK2-6:	Expected future payment revisions	A292
Table UK2-7:	Scheme access	A292
Table UK2-8:	Combinations with agri-environmental measures (on-top-measures)	A293

United Kingdom: Scotland

Table UK3-1.1:	Overview of the payments to organic producers in 2009	A294
Table UK3-1.2:	Differences in payment rates between 2004 and 2009	A294
Table UK3-2:	Payment limits	A295
Table UK3-3:	Conversion and management requirements	A295
Table UK3-4:	Eligible crop and additional environmental or other requirements in organic farming support schemes	A295
Table UK3-5:	Certification aspects	A296
Table UK3-6:	Expected future payment revisions	A296
Table UK3-7:	Scheme access	A296
Table UK3-8:	Combinations with agri-environmental measures (on-top-measures)	A296

United Kingdom: Wales

Table UK4-1.1:	Overview of the payments to organic producers in 2009	A297
Table UK4-1.2:	Differences in payment rates between 2004 and 2009	A298
Table UK4-2:	Payment limits	A298
Table UK4-3:	Conversion and management requirements	A299
Table UK4-4:	Eligible crop and additional environmental or other requirements in organic farming support schemes	A299
Table UK4-5:	Certification aspects	A299
Table UK4-6:	Expected future payment revisions	A300
Table UK4-7:	Scheme access	A300
Table UK4-8:	Combinations with agri-environmental measures (on-top-measures)	A301

Country files – Austria

The information on the current organic support scheme in Austria was provided by Thomas Rech und Alois Posch, Federal Ministry of Agriculture, Forestry, Environment and Water (BMLFUW), Austria. Other sources are indicated below the tables where applicable.

Table AT-1.1: Overview of the payments to organic producers in 2009

Land type	Additional differentiation	Conversion		Main-tenance €/ha	Comments
		1-2 years €/ha	3-5 years €/ha		
Arable land (except fodder crops and set-aside)	-	285	285	285	-
Fodder crops and soil recovery areas	Up to 25 % of the arable land	285	285	285	-
	For areas beyond 25 % of the arable land (without soil recovery areas) with ≥ 0.5 LU/ha	240	240	240	No support for soil recovery areas for areas beyond 25 % of the arable land
	For areas beyond 25 % of the arable land (without soil recovery areas) with < 0.5 LU/ha	110	110	110	No support for for soil recovery areas for areas beyond 25 % of the arable land
Vegetables	Single crop per season	450	450	450	-
	Two or several crops per season	600	600	600	-
Strawberries	-	450	450	450	-
Medicinal plants and spices	-	450	450	450	-
Grassland including permanent grassland (more than one cut)	< 0.5 LU/ha	110	110	110	-
	≥ 0.5 LU/ha	240	240	240	-
Extensive grassland	Depending on number of cuts and LU/ha (more or less than 0.5 LU/ha)	110	110	110	-
		240	240	240	
Vineyards, fruits, hop and tree nurseries	-	750	750	750	-
Protected cultivation	Plastic tunnel	2 900	2 900	2 900	-
	Glasshouse	4 200	4 200	4 200	-
Beehives	-	25 €/beehive	25 €/beehive	25 €/beehive	-

Table AT-1.2: Differences in payment rates between 2004 and 2009

Land type	Additional differentiation	Conversion		Main-tenance €/ha	Comments
		1-2 years €/ha	3-5 years €/ha		
Arable land (except fodder crops and set-aside)	-	-42	-42	-42	Compared to the category 'other arable land' in 2000-2006.
Fodder crops and soil recovery areas	Up to 25 % of the arable land	-42	-42	-42	Compared to the category 'other arable land' in 2000-2006.
	For areas beyond 25 % of the arable land (without soil recovery areas) with ≥ 0.5 LU/ha	-87	-87	-87	Compared to the category 'other arable land' in 2000-2006.
	For areas beyond 25 % of the arable land (without soil recovery areas) with < 0.5 LU/ha	-217	-217	-217	Compared to the category 'other arable land' in 2000-2006.
Vegetables	Single crop per season	-59	-59	-59	-
	Two or several crops per season	-54	-54	-54	-
Strawberries	-	-204	-204	-204	-
Medicinal plants and spices	-	-	-	-	No comparable category did exist in 2000-2006.
Grassland including permanent grassland (more than one cut)	< 0.5 LU/ha	-50	-50	-50	-
	≥ 0.5 LU/ha	-21	-21	-21	-
Extensive grassland	Depending on number of cuts and LU/ha	+14	+14	+14	-
	(more of less than 0.5 LU/ha)	-11	-11	-11	
Vineyards, fruits, hop and tree nurseries	-	-49	-49	-49	-
Protected cultivation	Plastic tunnel	-	-	-	No comparable category did exist in 2000-2006.
	Glasshouse	-	-	-	No comparable category did exist in 2000-2006.
Beehives	-	-	-	-	No comparable category did exist in 2000-2006.

Source: Based on Tuson and Lampkin (2007) and BMLFUW (2009).

Table AT-2: Payment limits

	Maximum limit (size or amount)	Minimum limit (size or amount)	Payment degression	Stocking rate limit	
				Minimum	Maximum
Limits	700 €/ha (arable land) 800 €/ha (grassland) 1 400 €/ha (vineyards and orchards)	0.3 (protected cultivation) 0.5 ha (special crops and vineyards) 2.0 ha LN 3.0 ha (alpine grass- land with at least 3 LU)	≤100 ha = 100 % 101-300 ha = 92.5 % 301-1 000 ha = 85 % >1 000 ha = 75 %	-	-
Comment	-	-	In addition, specific payment degression for fodder crops, see table 1a	-	-

Table AT-3: Conversion and management requirements

Requirement	Relevance	Details (if applicable) and comments
Organic management of livestock	✓	-
Possibility of gradual conversion	-	-
Possibility of part conversion	✓	Arable and grassland must be converted on the whole holding. Only vine- and fruityards need not to be converted together with the other part of the holding. And vice versa.

Table AT-4: Eligible crop and additional environmental or other requirements in organic farming support schemes

Requirement	Relevance	Details (if applicable) and comments
Restricted eligibility of crops	-	Medicinal plants and spices need to be verified as such.
Scheme requirements and obligations beyond organic standards	-	<ul style="list-style-type: none"> - Grassland: Maximal two cuts per year on at least 5 % of the meadows - Plastic used in protect cultivation needs to be recycled - Silage must be supplemented by hay in ruminant diets - Fertilizers: Maximum of 150 kg N/ha and compliance with fertilizer guidelines and restrictions - Checks of spreaders - Training: 15 hours until end of May of the first contract year
Other aspects	-	-

Table AT-5: Certification aspects

Certification aspects	Relevance	Details (if applicable) and comments
Certification required	✓	Certification according to (EC) No 834/2007
Organic certification support scheme	(✓)	Support is provided under measure 132 (max. 80 % of the eligible cost)

Table AT-6: Expected future payment revisions

Payment revisions	Relevance	Details (if applicable) and comments
Planned increase/decrease of payment levels	-	-

Table AT-7: Scheme access

Scheme access	Relevance	Details (if applicable) and comments
Restricted scheme access due to budget constraints	-	-

Table AT-8: Combinations with agri-environmental measures (on-top-measures)

Name of the measure Requirements and eligibility conditions	On-top payment	Combination is:
Erosion protection fruits and hops Fruits: 220 €/ha (Top-up of 145 €/ha for slopes steeper than 24 %) Hops: 170 €/ha	170-365 €/ha	Optional <input checked="" type="checkbox"/> Compulsory <input type="checkbox"/>
Erosion protection vineyards: Payment varies depending on slope inclination: < 25 % = 125 €/ha 25 - 39 % = 300 €/ha 40 - 49 % = 500 €/ha ? 50 % = 800 €/ha	125-800 €/ha	Optional <input checked="" type="checkbox"/> Compulsory <input type="checkbox"/>
No silage use	130 or 170 €/ha fodder area	Optional <input checked="" type="checkbox"/> Compulsory <input type="checkbox"/>
Maintaining and management of meadow orchards (Length of tree row: max. 10m)	120 €/ha	Optional <input checked="" type="checkbox"/> Compulsory <input type="checkbox"/>
Cutting of meadows on steep slopes	105-370 €/ha	Optional <input checked="" type="checkbox"/> Compulsory <input type="checkbox"/>
Greening of arable land (25 - 40 % of the arable land)	130-190 €/ha	Optional <input checked="" type="checkbox"/> Compulsory <input type="checkbox"/>
No tillage, direct sowing	40 €/ha	Optional <input checked="" type="checkbox"/> Compulsory <input type="checkbox"/>
Preventive water protection measures	25-40 €/ha	Optional <input checked="" type="checkbox"/> Compulsory <input type="checkbox"/>
Catch crops in corn cultivation	50 €/ha	Optional <input checked="" type="checkbox"/> Compulsory <input type="checkbox"/>
Rare agricultural crops	115-280 €/ha	Optional <input checked="" type="checkbox"/> Compulsory <input type="checkbox"/>

Country files – Belgium: Flanders

The information on the current organic support scheme in Flanders was provided by Petra Tas, Bioforum, Flanders, and Kathleen Butaye, Landbouw en Visserij, Biologische Landbouw, Flanders, Belgium. Other sources are indicated below the tables where applicable.

Table BE1-1.1: Overview of the payments to organic producers in 2009 ¹⁾

Land type	Additional differentiation	Conversion		Main-tenance €/ha	Comments
		1-2 years €/ha	3-5 years €/ha		
Annual crop farming and fodder crops	-	600	360	240	-
Grassland	-	450	150	120	-
Annual vegetable crops	≤ 2.5 ha	1 000	800	495	-
	> 2.5 ha	1 000	700	380	
Greenhouse crops	-	1 650	990	790	-
Perennial and biennial vegetables and fruit	-	900 ¹⁾	Year 3: 900 Years 4-5: 620	555	-

1) The higher amount of 900 €/ha is paid for 3 years for perennial and biennial vegetables and fruit (Department Landbouw en Visserij, 2010).

Table BE1-1.2: Differences in payment rates between 2003 and 2009

Land type	Additional differentiation	Conversion		Main-tenance €/ha	Comments
		1-2 years €/ha	3-5 years €/ha		
Annual crop farming and fodder crops	-	unchanged	Year 3: -240 Years 4-5: +120	unchanged	-
Grassland	-	unchanged	Year 3: -100 Years 4-5: +95	+65	-
Annual vegetable crops	≤ 2,5 ha	+10	Year 3: -100 Years 4-5: +50	unchanged	-
	> 2,5 ha	+10	Year 3: -170 Years 4-5: +80	unchanged	
Greenhouse crops	-	Year 1: -100 Year 2: +100	unchanged	unchanged	-
Perennial and biennial vegetables and fruit	-	unchanged	unchanged	unchanged	-

Source: Based on Tuson and Lampkin (2007) and Bioforum (2009).

Table BE1-2: Payment limits

	Maximum limit (size or amount)	Minimum limit (size or amount)	Payment degression	Stocking rate limit	
				Minimum	Maximum
Limits	-	-	-	-	-
Comment	-	-	-	-	-

Table BE1-3: Conversion and management requirements

Requirement	Relevance	Details (if applicable) and comments
Organic management of livestock	✓	-
Possibility of gradual conversion	✓	Gradual conversion possible if allowed by organic regulation
Possibility of part conversion	✓	Part conversion possible if allowed by organic regulation

Table BE1-4: Eligible crop and additional environmental or other requirements in organic farming support schemes

Requirement	Relevance	Details (if applicable) and comments
Restricted eligibility of crops	✓	Tabacco, mushrooms (agaric), headland, woodland, herbs and flowers in pot, seedlings in substratum pot
Scheme requirements and obligations beyond organic standards	-	-
Other aspects	-	-

Table BE1-5: Certification aspects

Certification aspects	Relevance	Details (if applicable) and comments
Certification required	✓	Certification according to (EC) No 834/2007
Organic certification support scheme	✓	142 €/farm

Table BE1-6: Expected future payment revisions

Payment revisions	Relevance	Details (if applicable) and comments
Planned increase/decrease of payment levels	-	-

Table BE1-7: Scheme access

Scheme access	Relevance	Details (if applicable) and comments
Restricted scheme access due to budget constraints	-	-

Table BE1-8: Combinations with agri-environmental measures (on-top-measures)

Name of the measure Requirements and eligibility conditions	On-top payment	Combination is:
Use of non tillage soil systems	variable	Optional <input checked="" type="checkbox"/> Compulsory <input type="checkbox"/>
Use of leguminosae	275 tot 600 €/ha	Optional <input checked="" type="checkbox"/> Compulsory <input type="checkbox"/>
Direct seeding (no plowing)	variable	Optional <input checked="" type="checkbox"/> Compulsory <input type="checkbox"/>
Green covering with clovers, rye grass, etc.	50 €/ha	Optional <input checked="" type="checkbox"/> Compulsory <input type="checkbox"/>
Environmental friendly ornamental horticulture	75 to 900 €/ha	Optional <input checked="" type="checkbox"/> Compulsory <input type="checkbox"/>
Little parcels for birds (alaudidae)	15 €/parcel max. 30 €/ha	Optional <input checked="" type="checkbox"/> Compulsory <input type="checkbox"/>
Winter stubble	50 €/ha	Optional <input checked="" type="checkbox"/> Compulsory <input type="checkbox"/>
Grain borders	1 500 €/ha	Optional <input checked="" type="checkbox"/> Compulsory <input type="checkbox"/>
Bird feed crops	1 490 €/ha	Optional <input checked="" type="checkbox"/> Compulsory <input type="checkbox"/>
Flight borders for birds	variable	Optional <input checked="" type="checkbox"/> Compulsory <input type="checkbox"/>
Water management contract	Max. 685 €/ha	Optional <input checked="" type="checkbox"/> Compulsory <input type="checkbox"/>

Country files – Belgium: Wallonia

The information on the current organic support scheme in Wallonia was provided by André Verlaine, Service Public de Wallonie (SPW), DG Agriculture, Ressources naturelles et Environnement, Wallonia, Belgium. Other sources are indicated below the tables where applicable.

Table BE2-1.1: Overview of the payments to organic producers in 2009

Land type	Additional differentiation	Conversion		Main-tenance €/ha	Comments
		1-2 years €/ha	3-5 years €/ha		
Group 1:	≤ 32 ha	425	275	275	-
Permanent pasture/grassland	>32 and ≤ 64 ha	300	150	150	-
	> 64 ha	225	75	75	-
Group 2:	≤ 32 ha	425	275	275	-
Fallow land	>32 and ≤ 64 ha	300	150	150	-
	> 64 ha	225	75	75	-
Group 3:	≤ 14 ha	900	750	750	-
Horticulture and arboriculture	> 14 ha	600	450	450	-
Group 4:	≤ 32 ha	500	350	350	-
Arable crops	>32 and ≤ 64 ha	375	225	225	-
	> 64 ha	300	150	150	-

Table BE2-1.2: Differences in payment rates between 2004 and 2009

Land type	Additional differentiation	Conversion		Main-tenance €/ha	Comments
		1-2 years €/ha	3-5 years €/ha		
Group 1:	≤ 32 ha				-
Permanent pasture/grassland	>32 and ≤ 64 ha	unchanged	unchanged	unchanged	-
	> 64 ha				-
Group 2:	≤ 32 ha				-
Fallow land	>32 and ≤ 64 ha	unchanged	unchanged	unchanged	-
	> 64 ha				-
Group 3:	≤ 14 ha				-
Horticulture and arboriculture	> 14 ha	unchanged	unchanged	unchanged	-
Group 4:	≤ 32 ha				-
Arable crops	>32 and ≤ 64 ha	unchanged	unchanged	unchanged	-
	> 64 ha				-

Source: Based on Tuson and Lampkin (2007) and SPW (2009).

Table BE2-2: Payment limits

	Maximum limit (size or amount)	Minimum limit (size or amount)	Payment degression	Stocking rate limit	
				Minimum	Maximum
Limits	-	-	See table BE2-1.1	> 0.6 LU/ha (forage area)	-
Comment	-	-	-	Applies to Group 1 and 2	-

Table BE2-3: Conversion and management requirements

Requirement	Relevance	Details (if applicable) and comments
Organic management of livestock	✓	-
Possibility of gradual conversion	✓	-
Possibility of part conversion	✓	-

Table BE2-4: Eligible crop and additional environmental or other requirements in organic farming

Requirement	Relevance	Details (if applicable) and comments
Restricted eligibility of crops	✓	-
Scheme requirements and obligations beyond organic standards	-	-
Other aspects	-	-

Table BE2-5: Certification aspects

Certification aspects	Relevance	Details (if applicable) and comments
Certification required	✓	Certification according to (EC) No 834/2007
Organic certification support scheme	-	-

Table BE2-6: Expected future payment revisions

Payment revisions	Relevance	Details (if applicable) and comments
Planned increase/decrease of payment levels	-	-

Table BE2-7: Scheme access

Scheme access	Relevance	Details (if applicable) and comments
Restricted scheme access due to budget constraints	-	-

Table BE2-8: Combinations with agri-environmental measures (on-top-measures)

Name of the measure Requirements and eligibility conditions	On-top payment	Combination is:
M1: Conservation of landscape features - Hedges - Trees - Mares	50 € to 60 € per section of 200 m 25 € to 30 € per 10 items 50 € to 60 € per mare	Optional <input checked="" type="checkbox"/> Compulsory <input type="checkbox"/>
M2: Grassland natural - The grassland should not be used before the 15 th of June.	200 € to 240 € per ha	Optional <input checked="" type="checkbox"/> Compulsory <input type="checkbox"/>
M3: Extensive grassy borders - Width 12 m - Fertilizers prohibited	21.60 € to 25.92 € per section of 20 m	Optional <input checked="" type="checkbox"/> Compulsory <input type="checkbox"/>
M4: Cover crops in autumn and winter - Sowing until mid-September - Mulching not before end of December.	100 € per ha cover crop	Optional <input checked="" type="checkbox"/> Compulsory <input type="checkbox"/>
M6: Detention of animals of local threatened breeds - Horses - Cattle - Sheep	200 € per horse 120 € per cattle 30 € per sheep	Optional <input checked="" type="checkbox"/> Compulsory <input type="checkbox"/>
M7: Maintaining low LU (≤ 0.6 and ≥ 1.4 LU)	100 € per ha	Optional <input checked="" type="checkbox"/> Compulsory <input type="checkbox"/>
M8: Grassland of high biological value - The grassland should not be used before the 31 st of July	450 € per ha	Optional <input checked="" type="checkbox"/> Compulsory <input type="checkbox"/>
M9: Borders of plots - Width 12 m - Fertilizers prohibited	30 € per section of 20 m	Optional <input checked="" type="checkbox"/> Compulsory <input type="checkbox"/>
M10: Agri-Environmental Plan	+ 5 % on all (M1 to M9) to 3 000 € per year	Optional <input checked="" type="checkbox"/> Compulsory <input type="checkbox"/>

Country files – Bulgaria

The information on the current organic support scheme in Bulgaria was provided by Milena Nikolova, Ministry of Agriculture and Food (MoAF), Bulgaria.

Table BG-1: Overview of the payments to organic producers in 2009

Land type	Additional differentiation	Conversion		Main-tenance €/ha	Comments
		1-2 years €/ha	3-5 years €/ha		
Arable crops, including fodder crops	-	181	155	155	-
Pastures and meadows	-	82	82	82	-
Vegetable crops (including cultivated mushrooms and potatoes)	-	483	357	357	-
Perennials, orchards and vineyards, including essential-oil roses	-	505	418	418	The higher conversion payment is provided for 3 years.
Essential oil and medicinal crops	-	340	267	267	-
Bee families	-	11.5 €	11.5 €	11.5 €	The payment is calculated per bee family.

Table BG-2: Payment limits

	Maximum limit (size or amount)	Minimum limit (size or amount)	Payment degression	Stocking rate limit	
				Minimum	Maximum
Limits	-	0.5 ha 20 bee families	-	-	-
Comment	-	Exemption for mushrooms, greenhouse production and production of seeds and propagation material of 0.1 ha	-	-	-

Table BG-3: Conversion and management requirements

Requirement	Relevance	Details (if applicable) and comments
Organic management of livestock	-	-
Possibility of gradual conversion	✓	-
Possibility of part conversion	✓	-

Table BG-4: Eligible crop and additional environmental or other requirements in organic farming support schemes

Requirement	Relevance	Details (if applicable) and comments
Restricted eligibility of crops	-	-
Scheme requirements and obligations beyond organic standards	✓	There is an obligation for all beneficiaries of organic farming support to undertake basic agri-environmental training within first two years of the agri-environmental contract.
Other aspects	-	-

Table BG-5: Certification aspects

Certification aspects	Relevance	Details (if applicable) and comments
Certification required	✓	Certification according to (EC) No 834/2007
Organic certification support scheme	-	<p>Certification costs are considered in the area payment calculations. The amount of the cost component varies between payment rates for different land types:</p> <ul style="list-style-type: none"> - Arable crops, including fodder crops – 40 €/ha - Pastures and meadows – 35 €/ha - Vegetable crops (including cultivated mushrooms and potatoes) – 170 €/ha - Perennials, orchards and vineyards, including essential-oil roses – 60 €/ha - Essential oil and medicinal crops – 50 €/ha - Bee families – 7.5 €/ha

Table BG-6: Expected future payment revisions

Payment revisions	Relevance	Details (if applicable) and comments
Planned increase/decrease of payment levels	-	-

Table BG-7: Scheme access

Scheme access	Relevance	Details (if applicable) and comments
Restricted scheme access due to budget constraints	-	First organic payments under the SAPARD Programme and the Rural Development Programme 2007-2013 will be made in 2009. No information about access problems were available at the time of the survey.

Table BG-8: Combinations with agri-environmental measures (on-top-measures)

Name of the measure Requirements and eligibility conditions	On-top payment	Combination is:
None		Optional <input type="checkbox"/> Compulsory <input type="checkbox"/>

Country files – Czech Republic

The information on the current organic support scheme in the Czech Republic was provided by Andrea Hrabalova, Institute of Agricultural Economics and Information (UZEI), Czech Republic. Other sources are indicated below the tables where applicable.

Table CZ-1.1: Overview of the payments to organic producers

Land type	Additional differentiation	Conversion		Main-tenance €/ha	Comments
		1-2 years €/ha	3-5 years €/ha		
Arable land	-	155	155	155	-
Grassland	If not all farm land is in OF system	71	71	71	-
Grassland	If whole farm is in OF system	89	89	89	Newly implemented since 2008
Permanent culture (vineyards, orchards, hops)	-	849	849	849	Notice: a specific lower payment for more extensive orchards (lower tree density) is discussed now and will be probably implemented since 2010.
Vegetable and herbs	-	564	564	564	There is a list of allowed vegetable/herbs type
All payments are the same for conversion and maintenance period / the payments are defined in EUR/ha and every year recalculated into CZK according to actual exchange rate					

Table CZ-1.2: Differences in payment rates between 2004 and 2009

Land type	Additional differentiation	Conversion		Main-tenance €/ha	Comments
		1-2 years €/ha	3-5 years €/ha		
Arable land	-	+45	+45	+45	-
Grassland	-	+37	+37	+37	-
Permanent culture (vineyards, orchards, hops)	-	+468	+468	+468	-
Vegetable and herbs	-	+220	+220	+220	-

Source: Based on UZEI (2009) and Hrabalova et al. (2007).

Table CZ-2: Payment limits

	Maximum limit (size or amount)	Minimum limit (size or amount)	Payment degression	Stocking rate limit	
				Minimum	Maximum
Limits	-	0.5 ha	-	0.2 LU/ha	1.5 LU/ha
Comment	-	-	-	Grassland	Agricultural area

Table CZ-3: Conversion and management requirements

Requirement	Relevance	Details (if applicable) and comments
Organic management of livestock	✓	-
Possibility of gradual conversion	-	-
Possibility of part conversion	✓	There is a possibility not to convert the whole farm into OF but crops or animals left in conventional system should be different from these in OF (different species/breeds).

Table CZ-4: Eligible crop and additional environmental or other requirements in organic farming support schemes

Requirement	Relevance	Details (if applicable) and comments
Restricted eligibility of crops	(✓)	Partly yes, restricted by land type which is eligible for support. There is also areas called “O” – other land use – which is not supported (e.g. hedges).
Scheme requirements and obligations beyond organic standards	-	In addition to standard requirements for AEMs such as GAEC: a) An applicant, who manages land in sensitive areas according to Council Directive No.91/676/EEC, must adhere to the Code on Water Protection against Nitrate Pollution from agriculture sources (which includes period not suitable for application of fertilizers, a method of nitrogen fertilisers and farmyard manure application, a method of their application on slopes and close to watercourse) b) An applicant is obliged to ensure that grassland is once per year grazed or at least twice per year mowed (in justified cases, only once a year) by the set date (first cut by 31.7., second cut by 31.10.). Mowed material shall be removed from the land. The sward height must not be more than 30 cm after 31.10.
Other aspects	-	-

Table CZ-5: Certification aspects

Certification aspects	Relevance	Details (if applicable) and comments
Certification required	✓	Certification according to EC No 834/2007 and Law No 242/2000
Organic certification support scheme	-	-

Table CZ-6: Expected future payment revisions

Payment revisions	Relevance	Details (if applicable) and comments
Planned increase/decrease of payment levels	-	An implementation of lower payments for more extensive orchards (low density) is discussed in CZ.

Table CZ-7: Scheme access

Scheme access	Relevance	Details (if applicable) and comments
Restricted scheme access due to budget constraints	-	-

Table CZ-8: Combinations with agri-environmental measures (on-top-measures)

Name of the measure	On-top payment	Combination is:
Requirements and eligibility conditions		
The sub-measure „ Grassland maintenance “ has whole-farm approach (i.e. farmer must entry with all his grasslands in particular schemes which are following:		Optional <input checked="" type="checkbox"/>
B.1 Meadows	75 €/ha	Compulsory <input type="checkbox"/>
B.2 Mesophilic and hygrophilic meadows:		
fertilised MHM	100 €/ha	
non-fertilised MHM	116 €/ha	
MHM with unmowed belts	135 €/ha	
B.3 Mountain and xerophilous meadows		
fertilised MXM	120 €/ha	
non-fertilised MXM	130 €/ha	
MXM with unmowed belts	150 €/ha	
B.4 Permanently waterlogged and peatland meadows	417 €/ha	
B.5 Bird habitats on grassland – waders' nesting site	202 €/ha	
B.6 Bird habitats on grassland – corncrake's nesting site	183 €/ha	
B.7 Pastures (basic management)	112 €/ha	
B.8 Species rich pastures	169 €/ha	
B.9 Dry steppe grasslands and heathlands	308 €/ha	
Applicants farming in specially protected areas (more than 50 % grassland is in NPs, PLAs and Natura 2000) must choose always one of the schemes (they are predefined in LPIS per each plots). If applicant would like to choose basic scheme (B.1 and B.7) or different scheme than is required, he must ask for an approval.	169 €/ha	
	308 €/ha	
Applicants farming outside of the above areas may choose basic schemes B.1, B.7 and voluntary also additional scheme B.4, B.5, B.6. or B.9.		
Common conditions:		
<ul style="list-style-type: none"> - Applicant should keep at least 0.2 LU/ha of grassland and maximally 1.5 LU/ha of agricultural land (exception is B.4, B.5 or B.6). - Applicants may not use treated sludge for fertilisation. 		
Specific conditions:		
Meadows		
<i>a) Basic B.1 scheme</i>		
<ul style="list-style-type: none"> - The average annual application of fertilisers and farm manure on the total area of these meadows may be at most 60 kg N/ha. Application of slurry shall be prohibited, with the exception of cattle slurry. - The grassland shall be mowed at least twice a year (once a year in justified cases) within set deadlines (till 31.7. and till 31.10.). The grassland may be grazed by livestock but after 15.8. 		
<i>b) B.2 scheme</i>		
<ul style="list-style-type: none"> - The average annual application of fertilisers and farm manure on the total area may be at most 60 kg N/ha. Only farmyard manure or compost may be used for fertilisation (in the case of non-fertilised management – no fertilizers are allowed). - The grassland shall be mowed at least twice a year (once a year in justified cases) within set deadlines (the first cut 31.7. or 30.6. or from 15.7 till 31.8. and the second till 31.10.). The grassland may be grazed by livestock after 15.8.), with the exception of grassland that is declared unsuitable for grazing by a nature conservation authority. Applicants can provide unmowed belts voluntary (6-12 m wide and 5-10 % grassland area). - On a grazed meadow it shall not be allowed to give supplementary feeding to livestock. 		

Table CZ-8: Combinations with agri-environmental measures (on-top-measures) (cont.)

-	Mulching, rapid grassland restoration and supplementary sowing may be carried out only with a prior approval of a nature conservation authority.
-	The grasslands shall be mowed always from the centre to the edges or from one side of the parcel to another.
c)	<i>B.3 scheme</i>
-	The same condition as in B.2 scheme, only one cutting is required in different terms: till 31.7. or from 15.7. till 31.8. or from 15.8 till 30.9.
d)	<i>B.4</i>
-	No fertilisers or farm manure may be applied.
-	The grassland shall be mowed at least once a year within a set deadline (from 15.5. till 30.6., from 15.6. till 31.7., from 15.7. till 31.8. or from 15.8. till 30.9.). The mowing shall be carried out by light machinery. The grassland may not be grazed after the mowing.
-	Mulching, rapid grassland restoration, supplementary sowing, liming and draining of the grassland may not be carried out. Rolling and dragging may be carried out only with a prior approval of a nature conservation authority.
e)	<i>B.5</i>
-	No fertilisers or farm manure may be applied.
-	The grassland shall be mowed at least twice a year within set deadlines (first from 15.7. till 31.8., second from 30.9. till 15.11.). The mowing shall not be carried out by a group of mowers. The grassland may not be grazed after the mowing.
-	Mulching, rapid grassland restoration, and supplementary sowing may be carried out only with a prior approval of a nature conservation authority. Rolling and dragging may be carried out only with a prior approval of a nature conservation authority.
-	The grasslands shall be mowed always from the centre to the edges or from one side of the parcel to another.
f)	<i>B.6</i>
-	the same condition as in B.5 scheme, only the grassland shall be mowed at least once a year within a set deadline (from 15.8. till 30.9.) and the grassland may be grazed after the mowing.
g)	<i>B.7 Pasture</i>
-	The average annual application of fertilisers and farm manure on the total area of these pastures may be at most 80 kg N/ha. Application of slurry shall be prohibited, with the exception of cattle slurry. Minimum 5 kg N/ha and maximum 55 kg N/ha of each land block need to be supplied annually by grazing livestock (in their excreta).
-	The grassland shall be grazed at least once a year within a set deadline (till 31.10.). After the end of grazing, ungrazed patches shall be mowed, with the exception of parcels with a medium slope of 10° and more.
-	In the event of chemical weed control, only a spot application of herbicides shall be used (in the case of OF no herbicides are allowed).
-	In special protected areas mulching, rapid grassland restoration and supplementary sowing may not be carried out without approval of a nature conservation authority.
-	Watering shall be provided for the animals and technical or organisational arrangements shall be made on the pastures to prevent the animals from escaping.
h)	<i>B.8</i>
-	The same condition as in B.7 scheme, only fertilisers or farm manure may not be applied. Minimum 5 kg N/ha and maximum 45 kg N/ha of the total area of these pastures shall be supplied annually by grazing livestock (in their excreta).
i)	<i>B.9</i>
-	No fertilisers or farm manure may be applied. Minimum 5 kg N/ha and maximum 30 kg N/ha of the total area of these pastures shall be supplied annually by grazing livestock (in their excreta).
-	The grassland shall be grazed at least once a year within a set deadline (from 1.5. to 31.10., from 15.4. till 30.6., 15.7. till 30.9., from 15.4. till 30.6. and from 1.8. till 30.9.). The grazing shall be made by sheep and goats only. After the end of grazing, specified undesirable expansive weeds shall be mowed. The mowing of ungrazed vegetation shall not be obligatory, unless a nature conservation authority stipulates otherwise.
-	Herbicides may not be used for chemical weed control.
-	Mulching, rapid grassland restoration and supplementary sowing may not be carried out.
-	Watering shall be provided for the animals and technical or organisational arrangements shall be made on the pastures to prevent the animals from escaping.

Table CZ-8: Combinations with agri-environmental measures (on-top-measures) (cont.)

	On-top payment	Combination is:
Conversion of arable land to grassland		Optional <input checked="" type="checkbox"/>
The scheme is divided to four types of managements (Conversion of arable land to grassland; Conversion of arable land to grassland along water bodies, Conversion of arable land to grassland by a regional seed mixture and Conversion of arable land to grassland by a regional seed mixture along water bodies).	270 €/ha	Compulsory <input type="checkbox"/>
Eligible is only arable land with specific characteristics (more than 50% of the land block are covered by soils that are shallow, sandy, waterlogged, very heavy, difficult to cultivate or are located in sensitive areas or slope is greater than 10° or in LFA).	295 €/ha	
	350 €/ha	
	374 €/ha	
The conversion to grassland shall concern the whole land block or its part of a minimum area of 0.1 ha (in sum minimal 1 ha). In case of the water bodies, applicant is obliged to convert into grassland at least 15-metre wide belt along the boundary with water body.		
The conversion to grassland should be realized till 31.5. and in the first year after the grassing, the area concerned shall not be fertilised or grazed, but it shall be mowed at least twice a year and the mowed biomass shall be removed from the parcel. Starting from the second year the area shall be managed by mowing at least twice a year		
Within set deadlines or by grazing within a set deadline. Application of nitrogen Containing fertilisers, livestock manure and treated sludge shall be prohibited.		
Growing of catch crops	104 €/ha	Optional <input checked="" type="checkbox"/>
Applicant shall assure within the crop rotation that every year a specified catch crop (based on a recommended list) is sown on a specified area (minimum 3 % and maximum 10 % of arable land) in specified term. No chemical or mechanical operations leading to a liquidation of the catch crop or to a reduction of the area under the catch crop shall be made before 15.2.		Compulsory <input type="checkbox"/>

Country files – Germany: Brandenburg and Berlin

The information on the organic support scheme in Brandenburg and Berlin was provided by Hiltrud Nieberg, Johann Heinrich von Thünen-Institut (vTI), Germany. Other sources are indicated below the tables where applicable.

Table DE1-1.1: Overview of the payments to organic producers in 2009

Land type	Additional differentiation	Conversion		Main-tenance €/ha	Comments
		1-2 years €/ha	3-5 years €/ha		
Arable	-	150	150	137	-
Permanent pasture/ grassland	-	150	150	131	-
Vegetables including herbs, medicine plants, soft fruit/ berries and ornamental plants	-	340	340	308	-
Perennial crops (orchards etc.)	-	640	640	588	-

Table DE1-1.2: Differences in payment rates between 2004 and 2009 (Brandenburg)

Land type	Additional differentiation	Conversion		Main-tenance €/ha	Comments
		1-2 years €/ha	3-5 years €/ha		
Arable	-	-50	unchanged	-13	-
Permanent pasture/ grassland	-	-30	+20	+1	-
Vegetables including herbs, medicine plants, soft fruit/ berries and ornamental plants	-	-110	-60	-92	-
Perennial crops (orchards etc.)	-	-15	+25	-27	-

Source: Based on Nieberg and Kuhnert (2006) and vTI (2009).

Table DE1-2: Payment limits

	Maximum limit (size or amount)	Minimum limit (size or amount)	Payment degression	Stocking rate limit	
				Minimum	Maximum
Limits	-	150 €/farm/year	-	0.3 LU/ha	1.4 LU/ha
Comment	-	-	-	Applies to permanent pasture/ grassland payments	

Table DE1-3: Conversion and management requirements

Requirement	Relevance	Details (if applicable) and comments
Organic management of livestock	✓	-
Possibility of gradual conversion	-	-
Possibility of part conversion	-	-

Table DE1-4: Eligible crop and additional environmental or other requirements in organic farming support schemes

Requirement	Relevance	Details (if applicable) and comments
Restricted eligibility of crops	✓	Set-aside land is not eligible for support.
Scheme requirements and obligations beyond organic standards	✓	<p>Permanent pastures / grassland:</p> <ul style="list-style-type: none"> • The fertilisation of the grassland area has to be determined on the basis of the nutrient removal of the crops taking into account the available nutrients in the soil. • Use of fertilizers may not exceed the equivalent of livestock manure of 1.4 LU • Irrigation and melioration measures are not allowed on supported areas. • Stocking rate between 0.3 and 1.4 LU/ha • Grazing density on pastures may not exceed 1.4 LU/ha • No conversion of permanent grassland to arable land. • The supported areas have to be cut or grazed at least once before 15 October. In case of sole grazing activities until this date, the pastures have to be mowed or mulched afterwards (if consistent with conservation objectives). • Grassland can not be taken out of production. <p>Arable land</p> <ul style="list-style-type: none"> • Fodder areas have to be grazed or mowed at least once per year. • Green fallow areas do not receive payment in this year. <p>Fruits</p> <ul style="list-style-type: none"> • The number of berry bushes and shrubs (including replanting) should not be below 70 % of the defined standard values. Standard values are: 700 bushes or 2 300 shrubs per ha. <p>Perennial crops</p> <ul style="list-style-type: none"> • Perennial crops are only eligible for support, if they are used commercially during the whole contract period. • Mechanical weed control and mowing have to be carried out at least once a year, according to GAEC standards. • The number of trees and shrubs of perennial crops (including replanting) should not be below 70% of the defined standard value. The standard values are: 70 high stems, 195 semi stems, 290 quarter stems, 700 bushes or 2 300 shrubs per ha.
Other aspects	-	-

Table DE1-5: Certification aspects

Certification aspects	Relevance	Details (if applicable) and comments
Certification required	✓	Certification according to EC No 834/2007 and EC No 889/2008
Organic certification support scheme	-	-

Table DE1-6: Expected future payment revisions

Payment revisions	Relevance	Details (if applicable) and comments
Planned increase/decrease of payment levels	-	-

Table DE1-7: Scheme access

Scheme access	Relevance	Details (if applicable) and comments
Restricted scheme access due to budget constraints	-	-

Table DE1-8: Combinations with agri-environmental measures (on-top-measures)

Name of the measure Requirements and eligibility conditions	On-top payment	Combination is:
Late and restricted grassland use	75 €/ha	Optional <input checked="" type="checkbox"/> Compulsory <input type="checkbox"/>
Late and restricted grassland use with a „Doppelmesser- bzw. Fingerbalkenmähverkes“	95 €/ha	Optional <input checked="" type="checkbox"/> Compulsory <input type="checkbox"/>
Preservation of typical regional crops	150 €/ha, but max. 400 €/farm	Optional <input checked="" type="checkbox"/> Compulsory <input type="checkbox"/>
Cultivation of small-seeded legumes on wasteland of former mining sites	70 €/ha	Optional <input checked="" type="checkbox"/> Compulsory <input type="checkbox"/>

Country files – Germany: Bavaria

The information on the organic support scheme in Bavaria was provided by Hiltrud Nieberg, Johann Heinrich von Thünen-Institut (vTI), Germany. Other sources are indicated below the tables where applicable.

Table DE2-1.1: Overview of the payments to organic producers in 2009

Land type	Additional differentiation	Conversion		Main-tenance €/ha	Comments
		1-2 years €/ha	3-5 years €/ha		
Arable	-	300	210	210	-
Permanent pasture and grassland	-	300	210	210	-
Perennial crops (orchards, hops, vineyards etc.) and horticulture	-	500	420	420	-

Table DE2-1.2: Differences in payment rates between 2004 and 2009

Land type	Additional differentiation	Conversion		Main-tenance €/ha	Comments
		1-2 years €/ha	3-5 years €/ha		
Arable	-	+45	-45	-45	Compared to the category 'arable, grassland' in 2004.
Permanent pasture and grassland	-	+45	-45	-45	Compared to the category 'arable, grassland' in 2004.
Perennial crops (orchards, hops, vineyards etc.) and horticulture	-	-60	-140	-140	-

Source: Based on Nieberg and Kuhnert (2006) and vTI (2009).

Table DE2-2: Payment limits

	Maximum limit (size or amount)	Minimum limit (size or amount)	Payment degression	Stocking rate limit	
				Minimum	Maximum
Limits	40 000 €/farm/year	250 €/farm/year	-	0.3 LU/ha (forage area)	-
Comment	-	-	-	Applies to payments for grassland/permanent pasture for farms with a share of main forage area of more than 50 % of UAA	

Table DE2-3: Conversion and management requirements

Requirement	Relevance	Details (if applicable) and comments
Organic management of livestock	✓	-
Possibility of gradual conversion	-	-
Possibility of part conversion	-	-

Table DE2-4: Eligible crop and additional environmental or other requirements in organic farming support schemes

Requirement	Relevance	Details (if applicable) and comments
Restricted eligibility of crops	✓	Set-aside land is not eligible for support.
Scheme requirements and obligations beyond organic standards	✓	No conversion of permanent grassland to arable land.
Other aspects	-	-

Table DE2-5: Certification aspects

Certification aspects	Relevance	Details (if applicable) and comments
Certification required	✓	Certification according to EC No 834/2007 and EC No 889/2008
Organic certification support scheme	✓	A payment of 35 €/ha, for up to a maximum of 15 ha, is provided for inspection costs.

Table DE2-6: Expected future payment revisions

Payment revisions	Relevance	Details (if applicable) and comments
Planned increase/decrease of payment levels	-	-

Table DE2-7: Scheme access

Scheme access	Relevance	Details (if applicable) and comments
Restricted scheme access due to budget constraints	-	-

Table DE2-8: Combinations with agri-environmental measures (on-top-measures)

Name of the measure Requirements and eligibility conditions	On-top payment	Combination is:
Environmentally friendly manure application: Application of slurry with drag hoses, injection, etc. At least one analysis of the manure on total nitrogen and ammonia content. Payment: 1.50 € per m ³ slurry or max. 22.5 € per LU or max. 45 € per ha of respective area	max. 45 €/ha of respective area	Optional <input checked="" type="checkbox"/> Compulsory <input type="checkbox"/>
Extensive crop rotation: The share of intensively managed crops (maize, wheat, field vegetables, sugar and field beets) may be in total less than one-third of the arable area. Maximum share of maize amounts 20 % of the arable area.	25-90 €/ha (depending on crop) of respective area	Optional <input checked="" type="checkbox"/> Compulsory <input type="checkbox"/>
Diverse crop rotation: Cultivation of at least five different main crops on the arable land; each main crop < 30 % of arable area; each main crop group >10 % of arable area; share of grain < 66 % of arable area; legumes >5 % of arable area. An over-wintering crop has to follow legumes.	50 €/ha arable land	Optional <input checked="" type="checkbox"/> Compulsory <input type="checkbox"/>
Cover crops in autumn and winter: Cropping with underseeds and intercrops (at least on 5 % of the arable land) after harvest of the main crop. Intercrops remain on the field (it is not allowed to use the plants). Mulching not earlier than the 15 th of February of the following year.	50 €/ha cover cropped	Optional <input checked="" type="checkbox"/> Compulsory <input type="checkbox"/>
Mulch/direct drilling, direct planting: Direct drilling of main row crops (maize, beets, potatoes, sunflowers, field beans, field vegetables) in the organic matter from the cover crops which remains on the surface.	60 €/ha direct drilling	Optional <input checked="" type="checkbox"/> Compulsory <input type="checkbox"/>
Conversion of arable land to grassland along riversides or other ecological sensible areas (in specific mapped zones)	400 €/ha of respective area	Optional <input checked="" type="checkbox"/> Compulsory <input type="checkbox"/>
Management of meadow fruit orchards Maintenance of typical meadow fruit orchards (up to 100 trees per hectare). Management/maintenance between and under the trees.	5 € per tree, max. 500 €/ha	Optional <input checked="" type="checkbox"/> Compulsory <input type="checkbox"/>
Management of steep vineyards Wine growing at steep slopes (slopes more than 40 %) or terraces in an environmentally sound way	450 up to 2 250 €/ha of respective area	Optional <input checked="" type="checkbox"/> Compulsory <input type="checkbox"/>
Summer grazing of cattle: Daily grazing of cows, young stock and fattening cattle for at least three months between the 15 th of May and the 15 th of November. Grazing area must have a size of at least 0.2 hectare per LU.	30 €/LU of respective animal	Optional <input checked="" type="checkbox"/> Compulsory <input type="checkbox"/>

Country files – Germany: Baden-Württemberg

The information on the organic support scheme in Baden-Württemberg was provided by Hiltrud Nieberg, Johann Heinrich von Thünen-Institut (vTI), Germany. Other sources are indicated below the tables where applicable.

Table DE3-1.1: Overview of the payments to organic producers 2009

Land type	Additional differentiation	Conversion		Main-tenance €/ha	Comments
		1-2 years €/ha	3-5 years €/ha		
Arable	-	190	190	190	-
Permanent pasture and grassland	-	190	190	190	-
Horticulture	-	550	550	550	-
Perennial crops (orchards, hops, vineyards etc.)	-	700	700	700	-

Table DE3-1.2: Differences in payment rates between 2004 and 2009

Land type	Additional differentiation	Conversion		Main-tenance €/ha	Comments
		1-2 years €/ha	3-5 years €/ha		
Arable	-	+20	+20	+20	-
Permanent pasture and grassland	-	+60	+60	+60	-
Horticulture	-	+50	+50	+50	-
Perennial crops (orchards, hops, vineyards etc.)	-	+100	+100	+100	-

Source: Based on Nieberg and Kuhnert (2006) and vTI (2009).

Table DE3-2: Payment limits

	Maximum limit (size or amount)	Minimum limit (size or amount)	Payment degression	Stocking rate limit	
				Minimum	Maximum
Limits	40 000 €/farm/year	250 €/farm/year	-	-	-
Comment	-	-	-	-	-

Table DE3-3: Conversion and management requirements

Requirement	Relevance	Details (if applicable) and comments
Organic management of livestock	✓	-
Possibility of gradual conversion	-	-
Possibility of part conversion	-	-

Table DE3-4: Eligible crop and additional environmental or other requirements in organic farming support schemes

Requirement	Relevance	Details (if applicable) and comments
Restricted eligibility of crops	✓	Set-aside land is not eligible for support.
Scheme requirements and obligations beyond organic standards	✓	No conversion of permanent grassland to arable land.
Other aspects	-	-

Table DE3-5: Certification aspects

Certification aspects	Relevance	Details (if applicable) and comments
Certification required	✓	Certification according to EC No 834/2007 and EC No 889/2008
Organic certification support scheme	✓	A payment of 40 €/ha, up to a maximum of 400 €/farm, is provided for inspection costs.

Table DE3-6: Expected future payment revisions

Payment revisions	Relevance	Details (if applicable) and comments
Planned increase/decrease of payment levels	✓	An increase of payment rates is discussed. However at present there is no final decision.

Table DE3-7: Scheme access

Scheme access	Relevance	Details (if applicable) and comments
Restricted scheme access due to budget constraints	-	-

Table DE3-8: Combinations with agri-environmental measures (on-top-measures)

Name of the measure Requirements and eligibility conditions	On-top payment	Combination is:
Environmentally friendly manure application: Application of slurry with drag hoses, injection, etc. At least one analysis of the manure on total nitrogen and ammonia content.	30 €/ha of respective area	Optional <input checked="" type="checkbox"/> Compulsory <input type="checkbox"/>
Diverse crop rotation: At least four different crops with a minimum share of 15 % in the arable area. The maximum share of maize may not exceed 40 %.	20 €/ha arable land	Optional <input checked="" type="checkbox"/> Compulsory <input type="checkbox"/>
Conservation of genetically valuable grassland vegetation: Evidence of at least four indicator species from a county- or regionally specific catalogue of 20 to 40 herbaceous plants on the respective area. Recordings on type and time of cultivation measures.	60 €/ha of respective area	Optional <input checked="" type="checkbox"/> Compulsory <input type="checkbox"/>
Maintenance of steep pasture with a sloop of more than 25 %: Maintenance of good pasture care as long as no cutting is done. At least 5 % of the grassland should not be used before the 15 th of June. Recordings on type and time of slurry application.	120 €/ha of respective area	Optional <input checked="" type="checkbox"/> Compulsory <input type="checkbox"/>
Management of meadow fruit orchards: Maintenance of typical meadow fruit orchards (up to 100 trees per hectare). Management/maintenance between and under the trees	2,5 € per tree	Optional <input checked="" type="checkbox"/> Compulsory <input type="checkbox"/>
Management of steep vineyards (in specific mapped zones)	350 €/ha of respective area	Optional <input checked="" type="checkbox"/> Compulsory <input type="checkbox"/>
Mulch/direct drilling, direct planting: Direct drilling of main crops (zero till) in the organic matter from the previous crop, which remains on the surface.	60 €/ha direct drilling	Optional <input checked="" type="checkbox"/> Compulsory <input type="checkbox"/>
Cover crops in autumn and winter: Cropping with underseeds and intercrops (at least on 5% of the arable land) Sowing until mid-September. Crops remain at the field (no use). Mulching not before end of November.	70 €/ha cover cropped	Optional <input checked="" type="checkbox"/> Compulsory <input type="checkbox"/>
Keeping of endangered farm animals: Keeping of specific regional cattle and horse breeds	70 to 120 € per female animal	Optional <input checked="" type="checkbox"/> Compulsory <input type="checkbox"/>

Country files – Germany: Hesse

The information on the organic support scheme in Hesse was provided by Hiltrud Nieberg, Johann Heinrich von Thünen-Institut (vTI), Germany. Other sources are indicated below the tables where applicable.

Table DE4-1.1: Overview of the payments to organic producers in 2009

Land type	Additional differentiation	Conversion		Main-tenance €/ha	Comments
		1-2 years €/ha	3-5 years €/ha		
Arable	-	160	160	160	-
Permanent pasture/grassland and extensive meadow orchards	-	160	160	160	-
Vegetables including herbs, medicine plants, asparagus, soft fruits/berries	-	320	320	320	-
Perennial crops (orchards etc.)	-	560	560	560	-

Table DE4-1.2: Differences in payment rates between 2004 and 2009

Land type	Additional differentiation	Conversion		Main-tenance €/ha	Comments
		1-2 years €/ha	3-5 years €/ha		
Arable	-	-30	-30	-30	-
Permanent pasture/grassland and extensive meadow orchards	-	-30	-30	-30	-
Vegetables including herbs, medicine plants, asparagus, soft fruits/berries	-	-30	-30	-30	-
Perennial crops (orchards etc.)	-	-110	-110	-110	-

Source: Based on Nieberg and Kuhnert (2006) and vTI (2009).

Table DE4-2: Payment limits

	Maximum limit (size or amount)	Minimum limit (size or amount)	Payment degression	Stocking rate limit	
				Minimum	Maximum
Limits	-	500 €/farm/year	-	0.3 LU/ha	-
Comment	-	-	-	Applies to grassland payments	-

Table DE4-3: Conversion and management requirements

Requirement	Relevance	Details (if applicable) and comments
Organic management of livestock	✓	-
Possibility of gradual conversion	-	-
Possibility of part conversion	-	-

Table DE4-4: Eligible crop and additional environmental or other requirements in organic farming support schemes

Requirement	Relevance	Details (if applicable) and comments
Restricted eligibility of crops	✓	Set-aside land is not eligible for support.
Scheme requirements and obligations beyond organic standards	✓	No conversion of permanent grassland to arable land.
Other aspects	-	-

Table DE4-5: Certification aspects

Certification aspects	Relevance	Details (if applicable) and comments
Certification required	✓	Certification according to EC No 834/2007 and EC No 889/2008
Organic certification support scheme	✓	A payment of 35 €/ha, up to a maximum of 530 €/farm, is provided for inspection costs.

Table DE4-6: Expected future payment revisions

Payment revisions	Relevance	Details (if applicable) and comments
Planned increase of payment levels	✓	Payment levels in 2010: Arable and grassland: 210 €/ha (C); 170 €/ha (M) Vegetables: 480 €/ha (C); 360 €/ha (M)
C= conversion M= maintenance		

Table DE4-7: Scheme access

Scheme access	Relevance	Details (if applicable) and comments
Restricted scheme access due to budget constraints	-	-

Table DE4-8: Combinations with agri-environmental measures (on-top-measures)

Name of the measure Requirements and eligibility conditions	On-top payment	Combination is:
Cover crops in autumn and winter	45 €/ha cover cropped	Optional <input checked="" type="checkbox"/> Compulsory <input type="checkbox"/>
Additional measures for nature protection	25-100 €/ha	Optional <input checked="" type="checkbox"/> Compulsory <input type="checkbox"/>
Management of steep vineyards	2 352 €/ha	Optional <input checked="" type="checkbox"/> Compulsory <input type="checkbox"/>
Management of designated habitats	max. 440 €/ha	Optional <input checked="" type="checkbox"/> Compulsory <input type="checkbox"/>

Country files – Germany: Hamburg

The information on the organic support scheme in Hamburg was provided by Hiltrud Nieberg, Johann Heinrich von Thünen-Institut (vTI), Germany. Other sources are indicated below the tables where applicable.

Table DE5-1.1: Overview of the payments to organic producers in 2009

Land type	Additional differentiation	Conversion		Main-tenance €/ha	Comments
		1-2 years €/ha	3-5 years €/ha		
Arable	-	262	137	137	-
Permanent pasture/grassland	-	262	137	137	-
Vegetables, including herbs	-	693	271	271	-
Perennial crops (orchards etc.) and ornamental plants	-	1 107	662	662	-

Table DE5-1.2: Differences in payment rates between 2004 and 2009

Land type	Additional differentiation	Conversion		Main-tenance €/ha	Comments
		1-2 years €/ha	3-5 years €/ha		
Arable	-	-44	-16	-23	In the first two years an additional payment of 153 €/ha was provided in 2004. The additional payment was limited to 15 000 €/farm.
Permanent pasture/grassland	-	-44	-16	-23	
Vegetables, including herbs	-	-1 782	-159	-29	Compared to the category ‘annual vegetables’ in 2004. In the first two years an additional payment of 2 045 €/ha was provided in 2004. The additional payment was limited to 15 000 €/farm.
Perennial ornamental plants	-	-1 654	-54	-108	Compared to the category ‘perennial ornamentals’ in 2004. In the first two years an additional payment of 2 045 €/ha was provided in 2004. The additional payment was limited to 15 000 €/farm.
Perennial crops (orchards etc.)	-	-325	-54	-108	Compared to the category ‘orchards’ in 2004. In the first two years an additional payment of 716 €/ha was provided in 2004. The additional payment was limited to 15 000 €/farm.

Source: Based on Nieberg and Kuhnert (2006) and vTI (2009).

Table DE5-2: Payment limits

	Maximum limit (size or amount)	Minimum limit (size or amount)	Payment degression	Stocking rate limit	
				Minimum	Maximum
Limits	-	500 €/farm/year	-	-	-
Comment	-	-	-	-	-

Table DE5-3: Conversion and management requirements

Requirement	Relevance	Details (if applicable) and comments
Organic management of livestock	✓	-
Possibility of gradual conversion	-	-
Possibility of part conversion	-	-

Table DE5-4: Eligible crop and additional environmental or other requirements in organic farming support schemes

Requirement	Relevance	Details (if applicable) and comments
Restricted eligibility of crops	✓	Set-aside land is not eligible for support.
Scheme requirements and obligations beyond organic standards	✓	No conversion of permanent grassland to arable land.
Other aspects	-	-

Table DE5-5: Certification aspects

Certification aspects	Relevance	Details (if applicable) and comments
Certification required	✓	Certification according to EC No 834/2007 and EC No 889/2008
Organic certification support scheme	✓	A payment of 35 €/ha, up to a maximum of 530 €/farm, is provided for inspection costs.

Table DE5-6: Expected future payment revisions

Payment revisions	Relevance	Details (if applicable) and comments
Planned increase/decrease of payment levels	-	-

Table DE5-7: Scheme access

Scheme access	Relevance	Details (if applicable) and comments
Restricted scheme access due to budget constraints	-	-

Table DE5-8: Combinations with agri-environmental measures (on-top-measures)

Name of the measure Requirements and eligibility conditions	On-top payment	Combination is:
Environmentally friendly manure application: Application of slurry with drag hoses, injection, etc. At least one analysis of the manure on total nitrogen and ammonia content.	max. 30 €/ha	Optional <input checked="" type="checkbox"/> Compulsory <input type="checkbox"/>
Cover crops in autumn and winter	45 €/ha cover cropped	Optional <input checked="" type="checkbox"/> Compulsory <input type="checkbox"/>
Mulch/direct drilling, direct planting	54 €/ha direct drilling	Optional <input checked="" type="checkbox"/> Compulsory <input type="checkbox"/>
Summer grazing of cattle	33,60 €/LU	Optional <input checked="" type="checkbox"/> Compulsory <input type="checkbox"/>

Country files – Germany: Lower Saxony and Bremen

The information on the organic support scheme in Lower Saxony and Bremen was provided by Hiltrud Nieberg, Johann Heinrich von Thünen-Institut (vTI), Germany. Other sources are indicated below the tables where applicable.

Table DE6-1.1: Overview of the payments to organic producers in 2009

Land type	Additional differentiation	Conversion		Main-tenance €/ha	Comments
		1-2 years €/ha	3-5 years €/ha		
Arable	-	262	137	137	-
Permanent pasture and grassland	-	262	137	137	-
Vegetables	-	693	271	271	-
Perennial crops (orchards, etc.)	-	1 107	662	662	-

Table DE6-1.2: Differences in payment rates between 2004 and 2009

Land type	Additional differentiation	Conversion		Main-tenance €/ha	Comments
		1-2 years €/ha	3-5 years €/ha		
Arable	-	-23	-23	-23	-
Permanent pasture and grassland	-	-23	-23	-23	-
Vegetables	-	-57	-29	-29	-
Perennial crops (orchards, etc.)	-	-113	-108	-108	-

Source: Based on Nieberg and Kuhnert (2006) and vTI (2009).

Table DE6-2: Payment limits

	Maximum limit (size or amount)	Minimum limit (size or amount)	Payment degression	Stocking rate limit	
				Minimum	Maximum
Limits	-	500 €/farm/year	-	-	-
Comment	-	-	-	-	-

Table DE6-3: Conversion and management requirements

Requirement	Relevance	Details (if applicable) and comments
Organic management of livestock	✓	-
Possibility of gradual conversion	-	-
Possibility of part conversion	-	-

Table DE6-4: Eligible crop and additional environmental or other requirements in organic farming support schemes

Requirement	Relevance	Details (if applicable) and comments
Restricted eligibility of crops	✓	Set-aside land is not eligible for support.
Scheme requirements and obligations beyond organic standards	✓	No conversion of permanent grassland to arable land.
Other aspects	-	-

Table DE6-5: Certification aspects

Certification aspects	Relevance	Details (if applicable) and comments
Certification required	✓	Certification according to EC No 834/2007 and EC No 889/2008
Organic certification support scheme	✓	A payment of 35 €/ha, up to a maximum of 530 €/farm, is provided for inspection costs.

Table DE6-6: Expected future payment revisions

Payment revisions	Relevance	Details (if applicable) and comments
Planned increase/decrease of payment levels	-	-

Table DE6-7: Scheme access

Scheme access	Relevance	Details (if applicable) and comments
Restricted scheme access due to budget constraints	-	-

Table DE6-8: Combinations with agri-environmental measures (on-top-measures)

Name of the measure	On-top payment	Combination is:
Requirements and eligibility conditions		
Environmentally friendly manure application: Application of slurry with drag hoses, injection, etc. At least one analysis of the manure on total nitrogen and ammonia content.	15 €/LU, max. 30 €/ha	Optional <input checked="" type="checkbox"/> Compulsory <input type="checkbox"/>
Cover crops in autumn and winter (in specified areas): Cropping with underseeds and intercrops (at least on 5 % of the arable land) after harvest of the main crop (sowing until mid-September). Mulching not earlier than the 15 th of February of the following year.	45 €/ha cover cropped	Optional <input checked="" type="checkbox"/> Compulsory <input type="checkbox"/>
Mulch/direct drilling, direct planting (in specified areas): Direct drilling of crops (at least on 5% of the arable land) in the organic matter from the cover crops which remains on the surface.	40 €/ha direct drilling	Optional <input checked="" type="checkbox"/> Compulsory <input type="checkbox"/>

Country files – Germany: Mecklenburg-Western Pomerania

The information on the organic support scheme in Mecklenburg-Western Pomerania was provided by Hiltrud Nieberg, Johann Heinrich von Thünen-Institut (vTI), Germany. Other sources are indicated below the tables where applicable.

Table DE7-1.1: Overview of the payments to organic producers in 2009

Land type	Additional differentiation	Conversion		Main-tenance €/ha	Comments
		1-2 years €/ha	3-5 years €/ha		
Arable	-	150	150	150	-
Permanent pasture/grassland and extensive meadow orchards	-	150	150	150	-
Vegetables including herbs, medicine plants, asparagus, rhubarb, strawberry	-	308	308	308	-
Perennial crops (orchards etc.)	-	588	588	588	-

Table DE7-1.2: Differences in payment rates between 2004 and 2009

Land type	Additional differentiation	Conversion		Main-tenance €/ha	Comments
		1-2 years €/ha	3-5 years €/ha		
Arable	-	-60	-60	-10	-
Permanent pasture/grassland and extensive meadow orchards	-	-60	-60	-10	-
Vegetables including herbs, medicine plants, asparagus, rhubarb, strawberry	-	-172	-172	+8	-
Perennial crops (orchards etc.)	-	-362	-182	-182	-

Source: Based on Nieberg and Kuhnert (2006) and vTI (2009).

Table DE7-2: Payment limits

	Maximum limit (size or amount)	Minimum limit (size or amount)	Payment depression	Stocking rate limit	
				Minimum	Maximum
Limits	-	150 €/farm/year	-	0.3 LU/ha	-
Comment	-	-	-	Applies to permanent grassland payments	-

Table DE7-3: Conversion and management requirements

Requirement	Relevance	Details (if applicable) and comments
Organic management of livestock	✓	-
Possibility of gradual conversion	-	-
Possibility of part conversion	-	-

Table DE7-4: Eligible crop and additional environmental or other requirements in organic farming support schemes

Requirement	Relevance	Details (if applicable) and comments
Restricted eligibility of crops	✓	Set-aside land is not eligible for support.
Scheme requirements and obligations beyond organic standards	✓	No conversion of permanent grassland to arable land. Arable land: Only 30 % of the arable land can be used for soil melioration measures according to article 12, paragraph 1a and 1b of the regulation (EC) No. 834/2007. On these areas a green fallow has to be established for one or two years, growing legumes, green manure plants or deep rooted plants, and integrated in the crop rotation.
Other aspects	-	-

Table DE7-5: Certification aspects

Certification aspects	Relevance	Details (if applicable) and comments
Certification required	✓	Certification according to EC No 834/2007 and EC No 889/2008
Organic certification support scheme	✓	A payment of 35 €/ha, up to a maximum of 530 €/farm, is provided for inspection costs.

Table DE7-6: Expected future payment revisions

Payment revisions	Relevance	Details (if applicable) and comments
Planned increase/decrease of payment levels	-	-

Table DE7-7: Scheme access

Scheme access	Relevance	Details (if applicable) and comments
Restricted scheme access due to budget constraints	-	-

Table DE7-8: Combinations with agri-environmental measures (on-top-measures)

Name of the measure Requirements and eligibility conditions	On-top payment	Combination is:
Soil conservation and erosion measures in arable fodder production	70 €/ha arable land	Optional <input checked="" type="checkbox"/>
		Compulsory <input type="checkbox"/>
Mulch/direct drilling, direct planting combined with intercropping	95 €/ha direct drilling	Optional <input checked="" type="checkbox"/>
		Compulsory <input type="checkbox"/>
Environmentally and animal-friendly livestock systems	ca. 32 to max. 183 €/LU (depending on type of livestock and management system)	Optional <input checked="" type="checkbox"/>
		Compulsory <input type="checkbox"/>

Country files – Germany: North Rhine-Westphalia

The information on the organic support scheme in North Rhine-Westphalia was provided by Hiltrud Nieberg, Johann Heinrich von Thünen-Institut (vTI), Germany. Other sources are indicated below the tables where applicable.

Table DE8-1.1: Overview of the payments to organic producers

Land type	Additional differentiation	Conversion		Main-tenance €/ha	Comments
		1-2 years €/ha	3-5 years €/ha		
Arable	-	324	180	180	-
Permanent pasture/grassland	-	270	170	170	-
Vegetables and ornamental plants	-	900	300	300	-
Perennial crops (orchards etc.) and tree nursery plants	-	1 404	720	720	-
Greenhouse crops	-	5 500	4 500	4 500	-

Table DE8-1.2: Differences in payment rates between 2004 and 2009

Land type	Additional differentiation	Conversion		Main-tenance €/ha	Comments
		1-2 years €/ha	3-5 years €/ha		
Arable	-	-85	-24	+27	-
Permanent pasture/grassland	-	-139	-34	+17	-
Vegetables and ornamental plants	-	-122	-211	+45	-
Perennial crops (orchards etc.) and tree nursery plants	-	-538	-251	+5	-
Greenhouse crops	-	unchanged	unchanged	+1 000	-

Source: Based on Nieberg and Kuhnert (2006) and vTI (2009).

Table DE8-2: Payment limits

	Maximum limit (size or amount)	Minimum limit (size or amount)	Payment degression	Stocking rate limit	
				Minimum	Maximum
Limits	-	900 €/farm/year	-	0.3 LU/ha	-
Comment	-	-	-	Applies to permanent grassland payments	-

Table DE8-3: Conversion and management requirements

Requirement	Relevance	Details (if applicable) and comments
Organic management of livestock	✓	-
Possibility of gradual conversion	-	-
Possibility of part conversion	-	-

Table DE8-4: Eligible crop and additional environmental or other requirements in organic farming support schemes

Requirement	Relevance	Details (if applicable) and comments
Restricted eligibility of crops	✓	Set-aside land is not eligible for support.
Scheme requirements and obligations beyond organic standards	✓	No conversion of permanent grassland to arable land.
Other aspects	-	-

Table DE8-5: Certification aspects

Certification aspects	Relevance	Details (if applicable) and comments
Certification required	✓	Certification according to EC No 834/2007 and EC No 889/2008
Organic certification support scheme	✓	A payment of 35 €/ha, up to a maximum of 525 €/farm, is provided for inspection costs.

Table DE8-6: Expected future payment revisions

Payment revisions	Relevance	Details (if applicable) and comments
Planned increase/decrease of payment levels	-	-

Table DE8-7: Scheme access

Scheme access	Relevance	Details (if applicable) and comments
Restricted scheme access due to budget constraints	-	-

Table DE8-8: Combinations with agri-environmental measures (on top-measures)

Name of the measure Requirements and eligibility conditions	On-top payment	Combination is:
Intercropping in WFD areas	84 €/ha	Optional <input checked="" type="checkbox"/>
		Compulsory <input type="checkbox"/>
Summer grazing	35 €/LU	Optional <input checked="" type="checkbox"/>
		Compulsory <input type="checkbox"/>

Country files – Germany: Rhineland-Palatinate

The information on the organic support scheme in Rhineland-Palatinate was provided by Hiltrud Nieberg, Johann Heinrich von Thünen-Institut (vTI), Germany. Other sources are indicated below the tables where applicable.

Table DE9-1.1: Overview of the payments to organic producers in 2009

Land type	Additional differentiation	Conversion		Main-tenance €/ha	Comments
		1-2 years €/ha	3-5 years €/ha		
Arable	-	200	120	120	-
Permanent pasture/ grassland	-	200	120	120	-
Vegetables, including herbs	-	480	300	300	-
Pip and stone fruits	-	715	610	610	Higher rate is paid for the first three years of conversion.
Vineyards		660	560	560	
Vineyards	Steep slopes > 30 %	1 020	1 020	1 020	-
	Very steep slopes > 50 %	2 810	2 810	2 810	

Table DE9-1.2: Differences in payment rates between 2004 and 2009

Land type	Additional differentiation	Conversion		Main-tenance €/ha	Comments
		1-2 years €/ha	3-5 years €/ha		
Arable	-	-4.52	-33.39	unchanged	-
Permanent pasture/ grassland	-	-4.52	-33.39	unchanged	-
Vegetables, including herbs	-	unchanged	unchanged	unchanged	-
Pip and stone fruits	-	-0.81	-3.55	unchanged	Higher rate is paid for the first three years of conversion.
Vineyards		-4.68	-2.42	unchanged	
Vineyards	Steep slopes > 30 %	-2.59	-2.59	-2.59	-
	Very steep slopes > 50 %	-2.11	-2.11	-2.11	

Source: Based on Nieberg and Kuhnert (2006) and vTI (2009).

Table DE9-2: Payment limits

	Maximum limit (size or amount)	Minimum limit (size or amount)	Payment degression	Stocking rate limit	
				Minimum	Maximum
Limits	-	-	-	-	-
Comment	-	-	-	-	-

Table DE9-3: Conversion and management requirements

Requirement	Relevance	Details (if applicable) and comments
Organic management of livestock	✓	-
Possibility of gradual conversion	-	-
Possibility of part conversion	-	-

Table DE9-4: Eligible crop and additional environmental or other requirements in organic farming support schemes

Requirement	Relevance	Details (if applicable) and comments
Restricted eligibility of crops	✓	Set-aside land is not eligible for support.
Scheme requirements and obligations beyond organic standards	✓	No conversion of permanent grassland to arable land.
Other aspects	-	-

Table DE9-5: Certification aspects

Certification aspects	Relevance	Details (if applicable) and comments
Certification required	✓	Certification according to EC No 834/2007 and EC No 889/2008
Organic certification support scheme	-	-

Table DE9-6: Expected future payment revisions

Payment revisions	Relevance	Details (if applicable) and comments
Planned increase/decrease of payment levels	-	Payment level in 2010: Arable and grassland: 240 €/ha (C), 140 €/ha (M)

C = conversion year 1-2
M = year 3-5 and maintenance

Table DE9-7: Scheme access

Scheme access	Relevance	Details (if applicable) and comments
Restricted scheme access due to budget constraints	-	-

Table DE9-8: Combinations with agri-environmental measures (on-top-measures)

Name of the measure Requirements and eligibility conditions	On-top payment	Combination is:
Mulch/direct drilling, direct planting with cover crops in autumn and winter	80 €/ha direct drilling	Optional <input checked="" type="checkbox"/> Compulsory <input type="checkbox"/>
Biological control of the European grapevine moth	40-125 €/ha of respective area	Optional <input checked="" type="checkbox"/> Compulsory <input type="checkbox"/>
Biological control of the European corn borer, codlin moth and winter moth	50-380 €/ha of respective area	Optional <input checked="" type="checkbox"/> Compulsory <input type="checkbox"/>
Vineyards: Environmentally friendly cultivation of steep and very steep slopes Can be taken up together with the organic payment for vineyards on steep and very steep slopes. Payment rates (next column) will be increased by 255 €/ha (ist included in the payment levels in table DE9-1.1).	765 €/ha (steep slopes) 2 555 €/ha (very steep slopes)	Optional <input checked="" type="checkbox"/> Compulsory <input type="checkbox"/>

Country files – Germany: Saxony-Anhalt

The information on the organic support scheme in Saxony-Anhalt was provided by Hiltrud Nieberg, Johann Heinrich von Thünen-Institut (vTI), Germany. Other sources are indicated below the tables where applicable.

Table DE10-1.1: Overview of the payments to organic producers in 2009

Land type	Additional differentiation	Conversion		Main-tenance €/ha	Comments
		1-2 years €/ha	3-5 years €/ha		
Arable	-	200	200	200	-
Permanent pasture/grassland	-	170	170	170	-
Vegetables	-	300	300	300	-
Perennial crops (orchards etc.)	-	720	720	720	-

Table DE10-1.2: Differences in payment rates between 2004 and 2009

Land type	Additional differentiation	Conversion		Main-tenance €/ha	Comments
		1-2 years €/ha	3-5 years €/ha		
Arable	-	-52	-52	+8	Compared with payment rates of the MSL Programme (market/site-adapted land management) in 2004.
Permanent pasture/grassland	-	-82	-82	-22	
Vegetables	-	-276	-276	-60	
Perennial crops (orchards etc.)	-	-420	-420	-204	

Source: Based on Nieberg and Kuhnert (2006) and vTI (2009).

Table DE10-2: Payment limits

	Maximum limit (size or amount)	Minimum limit (size or amount)	Payment degression	Stocking rate limit	
				Minimum	Maximum
Limits	-	500 €/farm/year	-	-	-
Comment	-	-	-	-	-

Table DE10-3: Conversion and management requirements

Requirement	Relevance	Details (if applicable) and comments
Organic management of livestock	✓	-
Possibility of gradual conversion	-	-
Possibility of part conversion	-	-

Table DE10-4: Eligible crop and additional environmental or other requirements in organic farming support schemes

Requirement	Relevance	Details (if applicable) and comments
Restricted eligibility of crops	✓	Set-aside land is not eligible for support.
Scheme requirements and obligations beyond organic standards	✓	No conversion of permanent grassland to arable land. To keep records of farm parcel data
Other aspects	-	-

Table DE10-5: Certification aspects

Certification aspects	Relevance	Details (if applicable) and comments
Certification required	✓	Certification according to EC No 834/2007 and EC No 889/2008
Organic certification support scheme	✓	A payment of 35 €/ha, up to a maximum of 530 €/farm, is provided for inspection costs.

Table DE10-6: Expected future payment revisions

Payment revisions	Relevance	Details (if applicable) and comments
Planned increase/decrease of payment levels	-	-

Table DE10-7: Scheme access

Scheme access	Relevance	Details (if applicable) and comments
Restricted scheme access due to budget constraints	-	-

Table DE10-8: Combinations with agri-environmental measures (on-top-measures)

Name of the measure	On-top payment	Combination is:
Requirements and eligibility conditions		
Diverse crop rotation	45 €/ha arable land	Optional <input checked="" type="checkbox"/>
		Compulsory <input type="checkbox"/>
Mulch/direct drilling, direct planting	55 €/ha direct drilling	Optional <input checked="" type="checkbox"/>
		Compulsory <input type="checkbox"/>

Country files – Germany: Schleswig-Holstein

The information on the organic support scheme in Schleswig-Holstein was provided by Hiltrud Nieberg, Johann Heinrich von Thünen-Institut (vTI), Germany. Other sources are indicated below the tables where applicable.

Table DE11-1.1: Overview of the payments to organic producers in 2009

Land type	Additional differentiation	Conversion		Main-tenance €/ha	Comments
		1-2 years €/ha	3-5 years €/ha		
Arable	-	262	137	137	-
Permanent pasture/grassland	-	262	137	137	-
Vegetables, including herbs	-	693	271	271	-
Perennial crops (orchards etc.) and ornamental plants	-	1 107	662	662	-

Table DE11-1.2: Differences in payment rates between 2004 and 2009

Land type	Additional differentiation	Conversion		Main-tenance €/ha	Comments
		1-2 years €/ha	3-5 years €/ha		
Arable	-	-23	-23	-23	-
Permanent pasture/grassland	-	-23	-23	-23	-
Vegetables, including herbs	-	-57	-29	-29	-
Perennial crops (orchards etc.) and ornamental plants	-	-113	-108	-108	-

Source: Based on Nieberg and Kuhnert (2006) and vTI (2009).

Table DE11-2: Payment limits

	Maximum limit (size or amount)	Minimum limit (size or amount)	Payment degression	Stocking rate limit	
				Minimum	Maximum
Limits	-	1 000 €/farm/year	-	0.3 LU/ha	-
Comment	-	-	-	Applies to payments for permanent pasture/grassland	-

Table DE11-3: Conversion and management requirements

Requirement	Relevance	Details (if applicable) and comments
Organic management of livestock	✓	-
Possibility of gradual conversion	-	-
Possibility of part conversion	-	-

Table DE11-4: Eligible crop and additional environmental or other requirements in organic farming support schemes

Requirement	Relevance	Details (if applicable) and comments
Restricted eligibility of crops	✓	Set-aside land is not eligible for support.
Scheme requirements and obligations beyond organic standards	✓	No conversion of permanent grassland to arable land.
Other aspects	-	-

Table DE11-5: Certification aspects

Certification aspects	Relevance	Details (if applicable) and comments
Certification required	✓	Certification according to EC No 834/2007 and EC No 889/2008
Organic certification support scheme	-	-

Table DE11-6: Expected future payment revisions

Payment revisions	Relevance	Details (if applicable) and comments
Planned increase/decrease of payment levels	-	From 2011: No maintenance payments/conversion payments only in environmental sensitive areas

Table DE11-7: Scheme access

Scheme access	Relevance	Details (if applicable) and comments
Restricted scheme access due to budget constraints	-	-

Table DE11-8: Combinations with agri-environmental measures (on-top-measures)

Name of the measure Requirements and eligibility conditions	On-top payment	Combination is:
Environmentally friendly manure application: Application of slurry with drag hoses, injection, etc. At least one analysis of the manure on total nitrogen and ammonia content.	max. 30 €/ha	Optional <input checked="" type="checkbox"/> Compulsory <input type="checkbox"/>
Cover crops in autumn and winter (in specified areas like water protection areas):	80 €/ha cover cropped	Optional <input checked="" type="checkbox"/> Compulsory <input type="checkbox"/>

Country files – Germany: Saarland

The information on the organic support scheme in Saarland was provided by Hiltrud Nieberg, Johann Heinrich von Thünen-Institut (vTI), Germany. Other sources are indicated below the tables where applicable.

Table DE12-1.1: Overview of the payments to organic producers in 2009

Land type	Additional differentiation	Conversion		Main-tenance €/ha	Comments
		1-2 years €/ha	3-5 years €/ha		
Arable	-	159	159	116	-
Permanent pasture/grassland	-	159	159	116	-
Vegetables	-	375	375	230	-
Perennial crops (orchards etc.) and ornamental plants	-	714	714	563	-

Table DE12-1.2: Differences in payment rates between 2004 and 2009

Land type	Additional differentiation	Conversion		Main-tenance €/ha	Comments
		1-2 years €/ha	3-5 years €/ha		
Arable	-	-51	-51	-44	-
Permanent pasture/grassland	-	-51	-51	-44	-
Vegetables	-	-105	-105	-70	-
Perennial crops (orchards etc.) and ornamental plants	-	-236	-236	-207	-

Source: Based on Nieberg and Kuhnert (2006) and vTI (2009).

Table DE12-2: Payment limits

	Maximum limit (size or amount)	Minimum limit (size or amount)	Payment degression	Stocking rate limit	
				Minimum	Maximum
Limits	-	300 €/farm/year	-	0.3 LU/ha	-
Comment	-	-	-	Applies to payments for grassland/ permanent pasture for farms with a share of grassland of more than 50 % of UAA.	

Table DE12-3: Conversion and management requirements

Requirement	Relevance	Details (if applicable) and comments
Organic management of livestock	✓	-
Possibility of gradual conversion	-	-
Possibility of part conversion	-	-

Table DE12-4: Eligible crop and additional environmental or other requirements in organic farming support schemes

Requirement	Relevance	Details (if applicable) and comments
Restricted eligibility of crops	✓	Set-aside land is not eligible for support.
Scheme requirements and obligations beyond organic standards	✓	No conversion of permanent grassland to arable land. Farm produce should be processed according to organic/ecological principles. Only animal feedstuff which was produced according to (EC) No 834/2007 (former: EC No. 2092/91) can be used.
Other aspects	-	-

Table DE12-5: Certification aspects

Certification aspects	Relevance	Details (if applicable) and comments
Certification required	✓	Certification according to EC No 834/2007 and EC No 889/2008
Organic certification support scheme	✓	A payment of 35 €/ha, up to a maximum of 530 €/farm, is provided for inspection costs.

Table DE12-6: Expected future payment revisions

Payment revisions	Relevance	Details (if applicable) and comments
Planned increase/decrease of payment levels	-	Payment levels in 2010: Arable and grassland: 230 €/ha (C); 145 €/ha (M) Vegetables: 638 €/ha (C); 255 €/ha (M) Perennial crops: 995 €/ha (C); 612 €/ha (M)
C = conversion year 1-2 M = year 3-5 and maintenance		

Table DE12-7: Scheme access

Scheme access	Relevance	Details (if applicable) and comments
Restricted scheme access due to budget constraints	-	-

Table DE12-8: Combinations with agri-environmental measures (on-top-measures)

Name of the measure Requirements and eligibility conditions	On-top payment	Combination is:
Environmentally friendly manure application: Application of slurry with drag hoses, injection, etc. At least one analysis of the manure on total nitrogen and ammonia content.	15 €/LU, max. 30 €/ha	Optional <input checked="" type="checkbox"/> Compulsory <input type="checkbox"/>
Cover crops in autumn and winter	45 €/ha cover cropped	Optional <input checked="" type="checkbox"/> Compulsory <input type="checkbox"/>
Mulch/direct drilling, direct planting	54 €/ha direct drilling	Optional <input checked="" type="checkbox"/> Compulsory <input type="checkbox"/>

Country files – Germany: Saxony

The information on the organic support scheme in Saxony was provided by Hiltrud Nieberg, Johann Heinrich von Thünen-Institut (vTI), Germany. Other sources are indicated below the tables where applicable.

Table DE13-1.1: Overview of the payments to organic producers in 2009

Land type	Additional differentiation	Conversion		Main-tenance €/ha	Comments
		1-2 years €/ha	3-5 years €/ha		
Arable	-	324	204	204	-
Permanent pasture/grassland	-	324	204	204	-
Vegetables including herbs, medicine plants	-	900	360	360	-
Orchards and ornamental plants	-	1 404	864	864	-
Vineyards	-	1 404	864	864	-

Table DE13-1.2: Differences in payment rates between 2004 and 2009

Land type	Additional differentiation	Conversion		Main-tenance €/ha	Comments
		1-2 years €/ha	3-5 years €/ha		
Arable	-	-13	-26	-26	-
Permanent pasture/ grassland	-	+80	-40	-40	-
Vegetables including herbs, medicine plants	-	+410	+3	+3	-
Orchards and ornamental plants	-	+490	Year 3: -50 Year 4-5: +200	+200	-
Vineyards	-	+490	Year 3: -50 Year 4-5: +200	+200	

Source: Based on Nieberg and Kuhnert (2006) and vTI (2009).

Table DE13-2: Payment limits

	Maximum limit (size or amount)	Minimum limit (size or amount)	Payment degression	Stocking rate limit	
				Minimum	Maximum
Limits	-	200 €/farm/year	-	-	-
Comment	-	-	-	-	-

Table DE13-3: Conversion and management requirements

Requirement	Relevance	Details (if applicable) and comments
Organic management of livestock	✓	-
Possibility of gradual conversion	-	-
Possibility of part conversion	-	-

Table DE13-4: Eligible crop and additional environmental or other requirements in organic farming support schemes

Requirement	Relevance	Details (if applicable) and comments
Restricted eligibility of crops	✓	Set-aside land is not eligible for support.
Scheme requirements and obligations beyond organic standards	✓	No conversion of permanent grassland to arable land. To keep records of farm parcel data including GIS data of applied parcels.
Other aspects	-	-

Table DE13-5: Certification aspects

Certification aspects	Relevance	Details (if applicable) and comments
Certification required	✓	Certification according to EC No 834/2007 and EC No 889/2008
Organic certification support scheme	✓	A payment of 35 €/ha, up to a maximum of 530 €/farm, is provided for inspection costs.

Table DE13-6: Expected future payment revisions

Payment revisions	Relevance	Details (if applicable) and comments
Planned increase/decrease of payment levels	-	-

Table DE13-7: Scheme access

Scheme access	Relevance	Details (if applicable) and comments
Restricted scheme access due to budget constraints	-	-

Table DE13-8: Combinations with agri-environmental measures (on-top-measures)

Name of the measure Requirements and eligibility conditions	On-top payment €/ha	Combination is:
None		Optional <input type="checkbox"/>
		Compulsory <input type="checkbox"/>

Country files – Germany: Thuringia

The information on the organic support scheme in Thuringia was provided by Hiltrud Nieberg, Johann Heinrich von Thünen-Institut (vTI), Germany. Other sources are indicated below the tables where applicable.

Table DE14-1.1: Overview of the payments to organic producers in 2009

Land type	Additional differentiation	Conversion		Main-tenance €/ha	Comments
		1-2 years €/ha	3-5 years €/ha		
Arable	-	187	187	137	-
Permanent pasture/grassland and extensive meadow orchards	-	187	187	160	-
Vegetables including herbs, medicine plants	-	440	440	271	-
Perennial crops (orchards etc.)	-	840	840	662	-

Table DE14-1.2: Differences in payment rates between 2004 and 2009

Land type	Additional differentiation	Conversion		Main-tenance €/ha	Comments
		1-2 years €/ha	3-5 years €/ha		
Arable	-	+7	+7	-18	-
Permanent pasture/grassland and extensive meadow orchards	-	-43	-43	-45	-
Vegetables including herbs, medicine plants	-	-160	-160	-179	-
Perennial crops (orchards etc.)	-	-60	-60	-238	-

Source: Based on Nieberg and Kuhnert (2006) and vTI (2009).

Table DE14-2: Payment limits

	Maximum limit (size or amount)	Minimum limit (size or amount)	Payment degression	Stocking rate limit	
				Minimum	Maximum
Limits	-	500 €/farm/year	-	-	-
Comment	-	-	-	-	-

Table DE14-3: Conversion and management requirements

Requirement	Relevance	Details (if applicable) and comments
Organic management of livestock	✓	-
Possibility of gradual conversion	-	-
Possibility of part conversion	-	-

Table DE14-4: Eligible crop and additional environmental or other requirements in organic farming support schemes

Requirement	Relevance	Details (if applicable) and comments
Restricted eligibility of crops	✓	Set-aside land is not eligible for support.
Scheme requirements and obligations beyond organic standards	✓	No conversion of permanent grassland to arable land.
Other aspects	-	-

Table DE14-5: Certification aspects

Certification aspects	Relevance	Details (if applicable) and comments
Certification required	✓	Certification according to EC No 834/2007 and EC No 889/2008
Organic certification support scheme	✓	A payment of 35 €/ha, up to a maximum of 530 €/farm, is provided for inspection costs.

Table DE14-6: Expected future payment revisions

Payment revisions	Relevance	Details (if applicable) and comments
Planned increase/decrease of payment levels	✓	Payment levels in 2010: Arable and grassland: 210 €/ha (C); 170 €/ha (M) Vegetables: 480 €/ha (C); 300 €/ha (M) Perennial crops : 900 €/ha (C); 720 €/ha (M)
C= conversion year 1-2 M= year 3-5 and maintenance		

Table DE14-7: Scheme access

Scheme access	Relevance	Details (if applicable) and comments
Restricted scheme access due to budget constraints	-	-

Table DE14-8: Combinations with agri-environmental measures (on-top-measures)

Name of the measure Requirements and eligibility conditions	On-top payment €/ha	Combination is:
Diverse crop rotation: Cultivation of at least six different main crops on the arable land; each main crop < 30% of arable area; each main crop group >10 % of arable area; share of grain < 66 % of arable area; legumes >5 % of arable area. An over-wintering crop has to follow legumes.	32 €/ha arable land	Optional <input checked="" type="checkbox"/> Compulsory <input type="checkbox"/>
Cover crops in autumn and winter: Cropping with underseeds and intercrops (at least on 5 % of the arable land) after harvest of the main crop (sowing until 10 th of September). Mulching not earlier than the 10th of March of the following year.	45 €/ha cover cropped	Optional <input checked="" type="checkbox"/> Compulsory <input type="checkbox"/>
Mulch/direct drilling, direct planting (in specified areas): Direct drilling of crops (at least on 5 % of the arable land) in the organic matter from the cover crops which remains on the surface.	54 €/ha direct drilling	Optional <input checked="" type="checkbox"/> Compulsory <input type="checkbox"/>

Country files – Denmark

The information on the current organic support scheme in Denmark was provided by Lizzy Melby Jespersen, International Centre for Research in Organic Food Systems (ICROFS), Denmark. Other sources are indicated below the tables where applicable.

Table DK-1.1: Overview of the payments to organic producers in 2009 ¹⁾

Land type	Additional differentiation	Conversion		Main-tenance	Comments
		1-2 years	3-5 years		
		€/ha	€/ha	€/ha	
All agricultural land	-	141	13.43	100.7	The maintenance support is provided by the Environmental Farming Scheme and is also paid during the conversion period.

1) Exchange rate 7.45 DKK = 1 €

Table DK-1-2: Differences in payment rates between 2004 and 2009

Land type	Additional differentiation	Conversion		Main-tenance	Comments
		1-2 years	3-5 years		
		€/ha	€/ha	€/ha	
All agricultural land	-	-13	unchanged	-16	The maintenance support was also paid during the conversion period in 2004.

Source: Based on Tuson and Lampkin (2007) and International Centre for Research in Organic Food Systems (2009).

Table DK-2: Payment limits

	Maximum limit (size or amount)	Minimum limit (size or amount)	Payment degression	Stocking rate limit	
				Minimum	Maximum
Limits	-	-	-	-	-
Comment	-	-	-	-	Indirectly through N-limits: 140 kg N/ha (Environmental Farming Scheme) 140 kg N/ha (conversion support)

Table DK-3: Conversion and management requirements

Requirement	Relevance	Details (if applicable) and comments
Organic management of livestock	✓	Only for conversion support and organic certification, not for support under the Environmental Farming Scheme
Possibility of gradual conversion	✓	Within 5 years
Possibility of part conversion	-	The whole farm must be converted. Conversion of the last field must start no later than in the 4 th calendar year after conversion of the farm has started.

Table DK-4: Eligible crop and additional environmental or other requirements in organic farming support schemes

Requirement	Relevance	Details (if applicable) and comments
Restricted eligibility of crops	✓	Natural areas like heather or meadows with wild plants are not eligible to environmental farming support.
Scheme requirements and obligations beyond organic standards	-	Max. 140 kg N/ha with less than 70 kg N/ha from conventional manure or other allowed conventional fertilizers. Higher N-levels for greenhouse and nursery crops are allowed depending on the crop, but max 25 % of the total-N to these crops may come from nonorganic manure.
Other aspects	-	-

Table DK-5: Certification aspects

Certification aspects	Relevance	Details (if applicable) and comments
Certification required	✓	Certification according to (EC) No 834/2007 Certification is not required for the Environmental Farming Scheme.
Organic certification support scheme	-	The inspection and certification of farms, processors, farm suppliers and importers according to the EC 834/2007 and the Danish organic Order is carried out by the governmental institutions, Plantedirektoratet and Veterinær- og Fødevarestyrelsen, and it is free of charge.

Table DK-6: Expected future payment revisions

Payment revisions	Relevance	Details (if applicable) and comments
Planned increase/decrease of payment levels	-	-

Table DK-7: Scheme access

Scheme access	Relevance	Details (if applicable) and comments
Restricted scheme access due to budget constraints	-	-

Table DK-8: Combinations with agri-environmental measures (on-top-measures)

Name of the measure Requirements and eligibility conditions	On-top payment	Combination is:
'Island support for farmers on small islands' is available for organic and in-conversion farmers. Farm can receive support for up to 100 ha per farm	60.42 €/ha	Optional <input checked="" type="checkbox"/> Compulsory <input type="checkbox"/>

Country files – Estonia

The information on the current organic support scheme in Estonia was provided by Merit Mikk, Centre for Ecological Engineering (CEET), Estonia. Other sources are indicated below the tables where applicable.

Table EE-1.1: Overview of the payments to organic producers in 2009

Land type	Additional differentiation	Conversion		Main-tenance €/ha	Comments
		1-2 years €/ha	3-5 years €/ha		
Arable (incl. up to 2-years old grassland in arable crop rotation)	-	119	119	119	-
Grassland (except up to 2-years old grassland)	It is required to have at least 0.2 grazed units of organic livestock/ grassland ha.	77	77	77	In addition to payment per grassland ha, there is additional payment (32 €) per unit of the livestock grazed. Units are slightly different from regular LU-s, e.g. dairy cow 1.2 units, suckling cow 1.0 units, sheep or goat (at least 6 months old) together with lambs 0.15 unit, horses 0.2 units.
Vegetables, fruits, berries, herbs	-	350	350	350	-
Other livestock payments	-	-	-	-	Pigs, poultry, rabbits and honeybees are also eligible for livestock payments: Pigs 211 EUR/sow, poultry 6.4 EUR/bird, rabbits 6.4 EUR/rabbit, beehives 32 EUR/hive.

Table EE-1.2: Differences in payment rates between 2004 and 2009

Land type	Additional differentiation	Conversion		Main-tenance €/ha	Comments
		1-2 years €/ha	3-5 years €/ha		
Arable (incl. up to 2-years old grassland in arable crop rotation)	-	+22	+22	+22	-
Grassland (except up to 2-years old grassland)	It is required to have at least 0.2 grazed units of livestock/grassland ha.	+3	+3	+3	-
Vegetables, fruits, berries, herbs	-	+109	+109	+109	-

Source: Based on Hrabalova et al. (2005) and CEET (2009).

Table EE-2: Payment limits

	Maximum limit (size or amount)	Minimum limit (size or amount)	Payment degression	Stocking rate limit	
				Minimum	Maximum
Limits	-	1.0 ha 0.3 ha (plot size)	-	0.2 LU/ ha	-
Comment	-	-	-	See longer explanation of units in table 1a.	

Table EE-3: Conversion and management requirements

Requirement	Relevance	Details (if applicable) and comments
Organic management of livestock	✓	Only for grassland payments; livestock can be managed conventionally in cases of arable and vegetables/fruit/berries/herb support
Possibility of gradual conversion	✓	-
Possibility of part conversion	✓	Part conversion possible since 2009, but all farmland must in conversion or already converted at the end of the five-year-contract.

Table EE-4: Eligible crop and additional environmental or other requirements in organic farming support schemes

Requirement	Relevance	Details (if applicable) and comments
Restricted eligibility of crops	✓	No set-aside land
Scheme requirements and obligations beyond organic standards	✓	Obligation to participate in special training of 12 hours during the first year of conversion Obligation to participate in special training of 12 hours during the programme period (also for farmers who have already converted)
Other aspects	-	-

Table EE-5: Certification aspects

Certification aspects	Relevance	Details (if applicable) and comments
Certification required	✓	Certification according to EC No 834/2007
Organic certification support scheme	-	-

Table EE-6: Expected future payment revisions

Payment revisions	Relevance	Details (if applicable) and comments
Planned increase/decrease of payment levels	-	-

Table EE-7: Scheme access

Scheme access	Relevance	Details (if applicable) and comments
Restricted scheme access due to budget constraints	-	In case of more applications than the budget could finance at the defined payment rates, payment rates will be reduced to ensure that each applicant receives some financial support.

Table EE-8: Combinations with agri-environmental measures (on-top-measures)

Name of the measure	On-top payment	Combination is:
Requirements and eligibility conditions		
<p>Environmentally-friendly Management Scheme (EMS), basic level: Farmers can apply for organic farming support and support under the basic level of the EMS. But EMS only provides support for land in arable rotation (incl. grassland up to 4 years in use). Permanent grassland (older more than 4 years) is not eligible for EMS. Several requirements need to be fulfilled to receive the basic level of the EMS (fertilisation plan; crop rotation plan and special requirements related to this; winter coverage in 30% of the agricultural land; use of certain %age of certified seed; soil and manure samples; protection of valuable landscape elements; establishment and maintenance of field strips (2-5 m) with permanent vegetation).</p>	35 €/ha	<p>Optional <input checked="" type="checkbox"/></p> <p>Compulsory <input type="checkbox"/></p>

Country files – Spain: Andalucia

The information on the current organic support scheme in Andalucia was provided by Victor González, Sociedad Española de Agricultura Ecológica (SEAE), Spain. Other sources are indicated below the tables where applicable.

Table ES1-1.1: Overview of the payments to organic producers in 2009

Land type	Additional differentiation	Conversion		Main-tenance €/ha	Comments
		1-3 years €/ha	4-5 years €/ha		
Arable crops	-	183.70	165.33	165.33	-
Lucerne	-	358.00	322.20	322.20	-
Rice	-	600.00	540.00	540.00	-
Olive trees	-	270.30	243.70	243.70	-
Olive trees	8-35 % slope in plots	370.40	333.36	333.36	-
Dry fruits (Almond, etc.)	-	123.10	110.79	110.79	-
Fruits (Irrigated)	-	588.60	529.74	529.74	-
Citrus trees	-	510.40	459.36	459.36	-
Table Grapes	-	600.00	540.00	540.00	-
Vineyards	-	230.20	207.18	207.18	-
Vegetables open air	-	600.00	540.00	540.00	-
Vegetables greenhouses	-	600.00	540.00	540.00	-
Cotton	-	360.90	324.81	324.81	-
Chestnut	-	20.00	18.00	18.00	In addition to conventional payment of 266 EUR/ha.
Poultry	-	249.00	224.10	224.10	The poultry payment is calculated on the base of 0.5-1.8 LU/ha of fodder crops, forages and pastures.
Livestock (except poultry)	-	201.00	180.90	180.90	The livestock payment is calculated on the base of 1 LU/ha of fodder crops, forages and pastures.
Beekeeping	-	7.00 €/hive	-	-	In addition to conventional payment of 21.40 EUR/hive.

Table ES1-1.2: Differences in payment rates between 2003 and 2009

Land type	Additional differentiation	Conversion		Main-tenance €/ha	Comments
		1-3 years €/ha	4-5 years €/ha		
Arable crops	-	Year 1: +21.70 Year 2: +53.70 Year 3: +86.70	+68.33	+68.33	Compared to the category 'irrigated crops' in 2003.
Lucerne	-	-	-	-	This category did not exist in 2003.
Rice	-	Year 1: unchanged Year 2: +120.00 Year 3: +240.00	+180.00	+180.00	-
Olive trees	-	Year 1: +3.30 Year 2: +56.30 Year 3: +110.30	+83.70	+83.70	-
Olive trees	8-35 % slope in plots	Year 1: +103.40 Year 2: +156.40 Year 3: +210.40	+173.36	+173.36	-
Dry fruits (Almond, etc.)	-	Year 1: +4.10 Year 2: +28.10 Year 3: +52.10	+39.79	+39.79	Compared to the category 'dry land fruits' in 2003.
Fruits (Irrigated)	-	Year 1: +278.60 Year 2: +340.60 Year 3: +402.60	+343.74	+343.74	Compared to the average payment rate of the categories 'irrigated pip fruit' and 'irrigated stone fruit' in 2003.
Citrus trees	-	Year 1: +41.40 Year 2: +141.40 Year 3: +233.40	+182.36	+182.36	-
Table Grapes	-	Year 1: +105.00 Year 2: +204.00 Year 3: +303.00	+243.00	+243.00	-
Vineyards	-	Year 1: +2.20 Year 2: +48.20 Year 3: +93.20	+70.18	+70.18	-
Vegetables open air	-	Year 1: +342.00 Year 2: +394.00 Year 3: +445.00	+385.00	+385.00	-
Vegetables greenhouses	-	Year 1: +95.0 Year 2: +196.00 Year 3: +297.00	+237.00	+237.00	-

Table ES1-1.2: Differences in payment rates between 2003 and 2009 (cont.)

Land type	Additional differentiation	Conversion		Main-tenance €/ha	Comments
		1-3 years €/ha	4-5 years €/ha		
Cotton	-	Year 1: +198.90 Year 2: +230.90 Year 3: +263.90	+227.81	+227.81	Compared to the category 'irrigated crops' in 2003.
Chestnut	-	-	-	-	This category did not exist in 2003.
Poultry	-	-	-	-	This category did not exist in 2003.
Livestock (except poultry)	-	Year 1: +21.00 Year 2: +57.00 Year 3: +93.00	+72.9	+72.9	Compared to the category 'meadows and grassland' in 2003.
Beekeeping	-	-	-	-	This category did not exist in 2003.

Source: Based on Tuson and Lampkin (2007) and SEAE (2009).

Table ES1-2: Payment limits

	Maximum limit (size or amount)	Minimum limit (size or amount)	Payment degression	Stocking rate limit	
				Minimum	Maximum
Limits	-	15 ha (livestock) 1.0 ha (arable crops, olive trees, dry fruits, vineyards, cotton and poultry) 0.5 ha (rice, fruits, citrus trees) 0.25 ha (vegetables)	-	0.1 LU/ha (livestock except poultry) 0.5 LU/ha (poultry)	1.0 LU/ha (livestock except poultry) 1.8 LU/ha (poultry)
Comment	-	-	-	-	-

Table ES1-3: Conversion and management requirements

Requirement	Relevance	Details (if applicable) and comments
Organic management of livestock	✓	-
Possibility of gradual conversion	-	-
Possibility of part conversion	-	-

Table ES1-4: Eligible crop and additional environmental or other requirements in organic farming support schemes

Requirement	Relevance	Details (if applicable) and comments
Restricted eligibility of crops	✓	See table 1a for eligible crops.
Scheme requirements and obligations beyond organic standards	✓	<p>The following scheme requirements have been defined:</p> <ul style="list-style-type: none"> • Obligation to participate in organic trainings • No parallel cultivation • Obligation to keep records of farm data and SIGPAC data • Adding Organic matter to the soil • Maintaining wild vegetation in plot borders • In permanent crops the soil can not be removed from 1st of September till 15th of March, allowing the growth of natural vegetation in winter. Artificial seeding of cover crops can be done in August • Machinery to remove the upper soil and to plough can not be used • In harvest time, cover crops under the trees can be mechanically removed • Arable crops: Maintenance of a two year crop rotation • Animals: Maximum 3 months grazing of pastures • To collect the ropes from the fields • To feed animals with own production (at a maximum %) • Natural elements (walls, stones, etc.) have to be conserved. • Stubble plant residues can not be removed until 4 Months after harvest. • 50 % of the cereals straw has to remain on the top soil • Transhumant grazing of animals (0.4-1.8 LU /ha) <p>Beekeeping</p> <ul style="list-style-type: none"> - 80 beehives per unit and 1 km distance - Specific plan against varroa - To use a local race of bees - To provide additional feed with pollen
Other aspects	✓	A voluntary organic advisory service is established.

Table ES1-5: Certification aspects

Certification aspects	Relevance	Details (if applicable) and comments
Certification required	✓	Certification according to (EC) No 834/2007
Organic certification support scheme	-	There is a private certification system in Andalucia.

Table ES1-6: Expected future payment revisions

Payment revisions	Relevance	Details (if applicable) and comments
Planned increase/decrease of payment levels	-	-

Table ES1-7: Scheme access

Scheme access	Relevance	Details (if applicable) and comments
Restricted scheme access due to budget constraints	✓	39.13 % of farms which wanted to convert did not receive funding.

Table ES1-8: Combinations with agri-environmental measures (on-top-measures)

Name of the measure Requirements and eligibility conditions	On-top payment	Combination is:
Preservation of local races livestock (bovine, goats, sheep, pigs, horses)	120.20 €/ha	Optional <input checked="" type="checkbox"/>
		Compulsory <input type="checkbox"/>
Preservation of local races of Poultry	200.00 €/ha	Optional <input checked="" type="checkbox"/>
		Compulsory <input type="checkbox"/>

Country files – Spain: Aragon

The information on the current organic support scheme in Aragon was provided by Victor González, Sociedad Española de Agricultura Ecológica (SEAE), Spain. Other sources are indicated below the tables where applicable.

Table ES2-1.1: Overview of the payments to organic producers in 2009

Land type	Additional differentiation	Conversion		Main-tenance €/ha	Comments
		1-3 years €/ha	4-5 years €/ha		
Cereals (with irrigation)	-	149	149	136	-
Cereals (no irrigated)	-	102	102	93	-
Rice	-	452	452	411	-
Olive trees	-	293	293	267	-
Dry fruits (Almond, etc.)	-	132	132	119	-
Fruits trees irrigated	-	401	401	365	-
Vineyards	-	252	252	229	-
Vineyards in arid zoness	-	659	659	611	-
Vegetables open air	-	401	401	365	-
Animals husbandry	-	231 €/LU	231 €/LU	210 €/LU	-

Table ES2-1.2: Differences in payment rates between 2003 and 2009

Land type	Additional differentiation	Conversion		Main-tenance €/ha	Comments
		1-3 years €/ha	4-5 years €/ha		
Cereals (with irrigation)	-	+14	+14	+1	-
Cereals (no irrigated)	-	+10	+10	+1	-
Rice	-	-148	-148	-189	-
Olive trees	-	+26	+26	unchanged	-
Dry fruits (Almond, etc.)	-	+6	+6	-7	-
Fruits trees irrigated	-	+37	+37	+1	Compared to the category 'irrigated stone fruit' in 2003.
Vineyards	-	+24	+24	+1	-
Vineyards in arid zoness	-	-	-	-	This category did not exist in 2003.
Vegetables open air	-	+143	+143	+107	-
Animals husbandry	Crops:	+51 €/LU	+51 €/LU	+30 €/LU	Compared to the category 'animal husbandry in meadows and grassland' in 2003.

Source: Based on Tuson and Lampkin (2007) and SEAE (2009).

Table ES2-2: Payment limits

	Maximum limit (size or amount)	Minimum limit (size or amount)	Payment degression	Stocking rate limit	
				Minimum	Maximum
Limits	Animal husbandry payments are limited to a maximum of 1 LU/ha, even though the stocking rate can be above 1 LU/ha.	5.0 ha (irrigated cereals) 1.0 ha (animal husbandry) 0.5 ha (non-irrigated cereals, rice, olive trees, fruits, vineyards and vegetables) <i>Livestock:</i> 10 heads (cattle and horses) 50 heads (goats & sheep) <i>Beehives:</i> 70 per group of beehives and 100 group of beehives per farm	-	-	1.4 LU/ha
Comment	-	-	-	-	For grazing in arable crops stubble pasture 0.45 LU/ha

Table ES2-3: Conversion and management requirements

Requirement	Relevance	Details (if applicable) and comments
Organic management of livestock	✓	-
Possibility of gradual conversion	-	-
Possibility of part conversion	-	-

Table ES2-4: Eligible crop and additional environmental or other requirements in organic farming support schemes

Requirement	Relevance	Details (if applicable) and comments
Restricted eligibility of crops	✓	See table 1a for eligible crops.
Scheme requirements and obligations beyond organic standards	✓	The following scheme requirements have been defined: <ul style="list-style-type: none"> • Obligation to participate in organic trainings • No parallel cultivation • Obligation to keep records of farm data and SIGPAC data
Other aspects	-	-

Table ES2-5: Certification aspects

Certification aspects	Relevance	Details (if applicable) and comments
Certification required	✓	Certification according to (EC) No 834/2007
Organic certification support scheme	✓	A public certification body funded covers 55 % of the certification costs. There is also a private certification system in Aragon.

Table ES2-6: Expected future payment revisions

Payment revisions	Relevance	Details (if applicable) and comments
Planned increase/decrease of payment levels	-	-

Table ES2-7: Scheme access

Scheme access	Relevance	Details (if applicable) and comments
Restricted scheme access due to budget constraints	✓	25 % of farms which wanted to convert did not receive funding.

Table ES2-8: Combinations with agri-environmental measures (on-top-measures)

Name of the measure Requirements and eligibility conditions	On-top payment	Combination is:
None	-	Optional <input type="checkbox"/> Compulsory <input type="checkbox"/>

Country files – Spain: Asturias

The information on the current organic support scheme in Asturias was provided by Victor González, Sociedad Española de Agricultura Ecológica (SEAE), Spain. Other sources are indicated below the tables where applicable.

Table ES3-1.1: Overview of the payments to organic producers in 2009

Land type	Additional differentiation	Conversion		Main-tenance €/ha	Comments
		1-3 years €/ha	4-5 years €/ha		
Arable crops (without irrigation)	Min 0.5 ha	181.25	181.25	145	-
Fruits trees (without irrigation)	Min 0.3 ha	900	900	720	-
Fruits trees (with irrigation)	Min 1 ha	900	900	720	-
Vineyards	Min 0.3 ha	450	450	360	-
Vegetables open air	Min 0.12 ha	640	640	480	-
Vegetables protected	Min 0.08 ha	640	640	480	-
Beekeeping	Min 20 units	7.40 €/Hive	7.40 €/Hive	5.92 €/hive	-
Cattle	Min 2 ha Max 40 ha	225	225	180.3	Cattle payments are provided in relation to pasture, forage crops and fodder crops areas.

Table ES3-1.2: Differences in payment rates between 2004¹⁾ and 2009

Land type	Additional differentiation	Conversion		Main-tenance €/ha	Comments
		1-3 years €/ha	4-5 years €/ha		
Arable crops (without irrigation)	Min 0.5 ha	+19.25	+19.25	-17	-
Fruits trees (without irrigation)	Min 0.3 ha	+536	+536	+356	Compared to the category 'stone fruit' in 2004.
Fruits trees (with irrigation)	Min 1 ha	+536	+536	+356	
Vineyards	Min 0.3 ha	+222	+222	+132	-
Vegetables open air	Min 0.12 ha	+382	+382	+222	-
Vegetables protected	Min 0.08 ha	+135	+135	-25	-
Beekeeping	Min 20 units	-	-	-	This category did not exist in 2004.
Cattle	Min 2 ha Max 40 ha	+133	+133	+88.3	Compared to the category 'grassland' in 2004.

1) Payment rates of 2009 are compared to national payment rates in 2004 according to Tuson and Lampkin (2007).

Source: Based on Tuson and Lampkin (2007) and SEAE (2009).

Table ES3-2: Payment limits

	Maximum limit (size or amount)	Minimum limit (size or amount)	Payment degression	Stocking rate limit	
				Minimum	Maximum
Limits	40 ha	2.0 ha (cattle) 1.0 ha (irrigated fruit trees) 0.5 ha (non-irrigated arable crops) <i>Livestock:</i> 0.30 ha (non-irrigated fruit trees and vineyards) 0.12 ha (vegetables) 0.08 ha (protected vegetables) <i>Beehives:</i> 20 groups of beehives per farm	-	0.3 LU/ha	-
Comment	Applies only for the cattle payment.	-	-	Applies only for the cattle payment.	-

Table ES3-3: Conversion and management requirements

Requirement	Relevance	Details (if applicable) and comments
Organic management of livestock	✓	-
Possibility of gradual conversion	-	-
Possibility of part conversion	-	-

Table ES3-4: Eligible crop and additional environmental or other requirements in organic farming support schemes

Requirement	Relevance	Details (if applicable) and comments
Restricted eligibility of crops	✓	See table 1a for eligible crops.
Scheme requirements and obligations beyond organic standards	✓	<p>The following scheme requirements have been defined:</p> <ul style="list-style-type: none"> • Obligation to participate in organic trainings • No parallel cultivation • Obligation to keep records of farm data and SIGPAC data • Annual declaration of the crops to be cultivated • Registered on the Public Organic certification body (COPAE) • Marketing of organic products • Preference to the use of local varieties
Other aspects	✓	- A payment modulation according to farm size (less than 5 ha, 20-40 ha and more than 40 ha) is expected to be introduced. However, further details were not available at the time of the compilation of the report.

Table ES3-5: Certification aspects

Certification aspects	Relevance	Details (if applicable) and comments
Certification required	✓	Certification according to (EC) No 834/2007
Organic certification support scheme	✓	A public certification body funded covers 80 % of the certification costs.

Table ES3-6: Expected future payment revisions

Payment revisions	Relevance	Details (if applicable) and comments
Planned increase/decrease of payment levels	-	-

Table ES3-17: Scheme access

Scheme access	Relevance	Details (if applicable) and comments
Restricted scheme access due to budget constraints	✓	60 % of farms which wanted to convert did not receive funding.

Table ES3-8: Combinations with agri-environmental measures (on-top-measures)

Name of the measure Requirements and eligibility conditions	On-top payment	Combination is:
None	-	Optional <input type="checkbox"/> Compulsory <input type="checkbox"/>

Country files – Spain: Canarias

The information on the current organic support scheme in Canarias was provided by Victor González, Sociedad Española de Agricultura Ecológica (SEAE), Spain. Other sources are indicated below the tables where applicable.

Table ES4-1.1: Overview of the payments to organic producers in 2009

Land type	Additional differentiation	Conversion		Main-tenance €/ha	Comments
		1-3 years €/ha	4-5 years €/ha		
Arable crops	-	77.06	77.06	70.60	-
Arable crops irrigated	-	141.90	141.90	129.00	-
Fruits trees in dry areas	-	93.50	93.50	85.00	-
Pome fruits trees	-	231.44	231.44	210.40	-
Stone fruits	-	342.32	342.32	311.20	-
Citrus fruits trees	-	479.60	479.60	436.00	-
Banana	-	979.00	979.00	890.00	-
Table grape	-	482.90	482.90	439.00	-
Vegetables open air	-	284.24	284.24	258.40	-
Vegetables in greenhouses	-	284.68	284.68	258.80	-
Vineyards	-	210.32	210.32	191.20	-
Livestock	-	131.56	131.56	119.60	Livestock payments are provided in relation to fodder, forage crop and pasture areas.

Table ES4-1.2: Differences in payment rates between 2004 and 2009

Land type	Additional differentiation	Conversion		Main-tenance €/ha	Comments
		1-3 years €/ha	4-5 years €/ha		
Arable crops	-	-14.94	-14.94	-21.40	-
Arable crops irrigated	-	+6.9	+6.9	-6.0	-
Fruits trees in dry areas	-	-25.50	-25.50	-34.00	-
Pome fruits trees	-	-24.56	-24.56	-55.60	-
Stone fruits	-	-21.68	-21.68	-52.80	-
Citrus fruits trees	-	+115.60	+115.60	+72.00	-
Banana	-	+79.00	+79.00	-10.00	-
Table grape	-	-13.10	-13.10	-57.00	-
Vegetables open air	-	+26.24	+26.24	+0.40	-
Vegetables in greenhouses	-	+179.68	+179.68	+153.80	-
Vineyards	-	-17.68	-17.68	-36.80	-
Livestock	-	+26.56	+26.56	+14.60	Compared to the category 'grass and stubble field' in 2004.

Source: Based on Tuson and Lampkin (2007) and SEAE (2009).

Table ES4-2: Payment limits

	Maximum limit (size or amount)	Minimum limit (size or amount)	Payment degression	Stocking rate limit	
				Minimum	Maximum
Limits	-	0.10 ha 0.05 ha (vegetables in greenhouses)	-	0.1 LU/ha	0.5 LU/ha
Comment	-	-	-	Applies only to livestock payments	

Table ES4-3: Conversion and management requirements

Requirement	Relevance	Details (if applicable) and comments
Organic management of livestock	✓	-
Possibility of gradual conversion	-	-
Possibility of part conversion	-	-

Table ES4-4: Eligible crop and additional environmental or other requirements in organic farming support schemes

Requirement	Relevance	Details (if applicable) and comments
Restricted eligibility of crops	✓	See table 1a for eligible crops.
Scheme requirements and obligations beyond organic standards	✓	<p>The following scheme requirements have been defined:</p> <ul style="list-style-type: none"> • Obligation to keep records of farm data and SIGPAC data • Annual declaration of the crops to be cultivated • Marketing of organic products • To be registered in the public certification body CRAEC. • To allow laboratory analysis during the 5 years • To contract technical advice • To apply natural methods to control diseases allowed by CRAE
Other aspects	-	-

Table ES4-5: Certification aspects

Certification aspects	Relevance	Details (if applicable) and comments
Certification required	✓	Certification according to (EC) No 834/2007
Organic certification support scheme	✓	A public certification body funded covers 100 % of the certification costs.

Table ES4-6: Expected future payment revisions

Payment revisions	Relevance	Details (if applicable) and comments
Planned increase/decrease of payment levels	-	-

Table ES4-7: Scheme access

Scheme access	Relevance	Details (if applicable) and comments
Restricted scheme access due to budget constraints	✓	63.06 % of farms which wanted to convert did not receive funding.

Table ES4-8: Combinations with agri-environmental measures (on-top-measures)

Name of the measure Requirements and eligibility conditions	On-top payment	Combination is:
None	-	Optional <input type="checkbox"/> Compulsory <input type="checkbox"/>

Country files – Spain: Castilla-La Mancha

The information on the current organic support scheme in Castilla-La Mancha was provided by Victor González, Sociedad Española de Agricultura Ecológica (SEAE), Spain. Other sources are indicated below the tables where applicable.

Table ES5-1.1: Overview of the payments to organic producers in 2009

Land type	Additional differentiation	Conversion		Main-tenance €/ha	Comments
		1-3 years €/ha	4-5 years €/ha		
Cereals & legumes	-	248.6	226	226	2 year conversion
Rice	-	660.0	600	600	2 year conversion
Olive trees	-	361.9	329	329	-
Dry fruits (Almond, etc.)	-	273.9	249	249	-
Pip fruits	-	383.9	349	349	-
Stone fruits	-	437.8	398	398	-
Citrus trees	-	588.5	535	535	-
Table Grapes	-	610.5	555	555	-
Vineyards	-	320.1	291	291	-
Vegetables open air	-	435.6	396	396	2 year conversion
Vegetables protected	-	619.3	563	563	2 year conversion
Animal husbandry	-	174.9 €/LU	159 €/LU	159 €/LU	2 year conversion Max 238 €/ha (Animal husbandry payments payments are provided in relation to pasture, forage crop and fodder crop areas)
Beekeeping	-	11.75	-	-	2 year conversion

Table ES5-1.2: Differences in payment rates between 2004 and 2009

Land type	Additional differentiation	Conversion		Main-tenance €/ha	Comments
		1-3 years €/ha	4-5 years €/ha		
Cereals & legumes	-	Years 1-2: +86.6 Year 3: +64.0	+64	+64	-
Rice	-	Years 1-2: +60.0 Year 3: unchanged	un-changed	un-changed	-
Olive trees	-	+94.9	+62	+62	-
Dry fruits (Almond, etc.)	-	+154.9	+130	+130	-
Pip fruits	-	+127.9	+93	+93	-
Stone fruits	-	+73.8	+34	+34	-
Citrus trees	-	-	-	-	These category did not exist in 2004.
Table Grapes	-	+114.5	+59	+59	-
Vineyards	-	+92.1	+63	+63	-
Vegetables open air	-	Years 1-2: +177.6 Year 3: +138.0	+138	+138	-
Vegetables protected	-	Years 1-2: +114.3 Year 3: +58.0	+58	+58	-
Animal husbandry	-	-	-	-	These categories did not exist in 2004.
Beekeeping	-	-	-	-	

Source: Based on Tuson and Lampkin (2007) and SEAE (2009).

Table ES5-2: Payment limits

	Maximum limit (size or amount)	Minimum limit (size or amount)	Payment degression	Stocking rate limit	
				Minimum	Maximum
Limits	20 ha/farm/year 30 LU/farm 150 ha/farm (bee keeping)	1.0 ha (olive trees, dry fruits, table grapes and vineyards) 0.5 ha (rice, pip fruits, stone fruits and citrus trees) 0.3 ha (vegetables) 5 LU (animal husbandry)	100 % - up to 2 UMCA 60 % - 2 to 4 UMCA 30 % - more than 4 UMCA	0.2 LU/ha	1.5 LU/ha
Comment	-	-	1 UMCA = 20 ha (crop production) or 30 LU (livestock production)	Applies only to animal husbandry payments	

Table ES5-3: Conversion and management requirements

Requirement	Relevance	Details (if applicable) and comments
Organic management of livestock	✓	-
Possibility of gradual conversion	-	-
Possibility of part conversion	-	-

Table ES5-4: Eligible crop and additional environmental or other requirements in organic farming support schemes

Requirement	Relevance	Details (if applicable) and comments
Restricted eligibility of crops	✓	See table 1a for eligible crops.
Scheme requirements and obligations beyond organic standards	✓	The following scheme requirements have been defined: <ul style="list-style-type: none"> • Obligation to participate in organic training • Obligation to keep records of farm data and SIGPAC data • No parallel production • 20 % of the total production has to be marketed as organic • Sufficient water sources for animals • Full livestock fattening cycle on the own farm • To maintain biodiversity in plot borders
Other aspects	-	-

Table ES5-5: Certification aspects

Certification aspects	Relevance	Details (if applicable) and comments
Certification required	✓	Certification according to (EC) No 834/2007
Organic certification support scheme	-	Certification costs are considered in the payment calculation.

Table ES5-6: Expected future payment revisions

Payment revisions	Relevance	Details (if applicable) and comments
Planned increase/decrease of payment levels	-	-

Table ES5-7: Scheme access

Scheme access	Relevance	Details (if applicable) and comments
Restricted scheme access due to budget constraints	✓	ND

Table ES5-8: Combinations with agri-environmental measures (on-top-measures)

Name of the measure Requirements and eligibility conditions	On-top payment	Combination is:
Erosion measures with permanent crops	139 €/ha	Optional <input checked="" type="checkbox"/> Compulsory <input type="checkbox"/>
Maintaining local races:		Optional <input checked="" type="checkbox"/>
- Small ruminants	157 €/ha	Compulsory <input type="checkbox"/>
- Cows	165 €/ha	
Conservation of Dehesa agroforest systems of CLM	106.6 €/ha	Optional <input checked="" type="checkbox"/>
+ Small ruminants	50 €/ha	Compulsory <input type="checkbox"/>
+ Cows	30 €/ha	
+ Horses	100 €/ha	

Country files – Spain: Castilla y León

The information on the current organic support scheme in Castilla y León was provided by Victor González, Sociedad Española de Agricultura Ecológica (SEAE), Spain. Other sources are indicated below the tables where applicable.

Table ES6-1.1: Overview of the payments to organic producers in 2009

Land type	Additional differentiation	Conversion		Main-tenance €/ha	Comments
		1-3 years €/ha	4-5 years €/ha		
Arable crops (not irrigated)	-	198.0	180	180	-
Arable crops (irrigated)	-	231.0	210	210	-
Olive trees	-	311.3	283	283	-
Dry fruits (Almond, etc.)	-	146.3	133	133	-
Fruits trees with fruits seeds	-	304.7	277	277	-
Fruits trees with fruits bones'	-	415.8	378	378	-
Vineyards for wine	-	264.0	240	240	-
Vegetables open air	-	356.4	324	324	-
Vegetables protected	-	565.4	514	514	-
Livestock	-	121.0	110	110	-

Table ES6-1.2: Differences in payment rates between 2004 and 2009

Land type	Additional differentiation	Conversion		Main-tenance €/ha	Comments
		1-3 years €/ha	4-5 years €/ha		
Arable crops (not irrigated)	-	+106.0	+88	+88	-
Arable crops (irrigated)	-	+96.0	+75	+75	-
Olive trees	-	+45.3	+17	+17	-
Dry fruits (Almond, etc.)	-	+27.3	+14	+14	-
Fruits trees with fruits seeds	-	+48.7	+21	+21	-
Fruits trees with fruits bones ⁷	-	+51.8	+14	+14	-
Vineyards for wine	-	+36.0	+12	+12	-
Vegetables open air	-	+98.4	+66	+66	-
Vegetables protected	-	+60.4	+9	+9	-
Livestock	-	+73.0	+62	+62	Compared to the category ‘grassland and paddocks (5-50 ha)’ in 2000-2006.

Source: Based on Tuson and Lampkin (2007) and SEAE (2009).

Table ES6-2: Payment limits

	Maximum limit (size or amount)	Minimum limit (size or amount)	Payment degression	Stocking rate limit	
				Minimum	Maximum
Limits	-	-	-	1 LU/ha	1.5 LU/ha 2.0 LU/ha (areas with more than 800mm rainfall per year)
Comment	-	-	-	Applies only to livestock payments	

Table ES6-3: Conversion and management requirements

Requirement	Relevance	Details (if applicable) and comments
Organic management of livestock	✓	-
Possibility of gradual conversion	-	-
Possibility of part conversion	-	-

Table ES6-4: Eligible crop and additional environmental or other requirements in organic farming support schemes

Requirement	Relevance	Details (if applicable) and comments
Restricted eligibility of crops	✓	See table 1a for eligible crops.
Scheme requirements and obligations beyond organic standards	✓	The following scheme requirements have been defined: <ul style="list-style-type: none"> • Obligation to participate in organic training • Obligation to keep records of farm data and SIGPAC data • No parallel production • Adding organic matter to the soil (min 5 t/ha/year)
Other aspects	-	-

Table ES6-5: Certification aspects

Certification aspects	Relevance	Details (if applicable) and comments
Certification required	✓	Certification according to (EC) No 834/2007
Organic certification support scheme	✓	A public certification body funded covers 30 % of the certification costs.

Table ES6-6: Expected future payment revisions

Payment revisions	Relevance	Details (if applicable) and comments
Planned increase/decrease of payment levels	-	-

Table ES6-7: Scheme access

Scheme access	Relevance	Details (if applicable) and comments
Restricted scheme access due to budget constraints	✓	30 %

Table ES6-8: Combinations with agri-environmental measures (on-top-measures)

Name of the measure	On-top payment	Combination is:
Requirements and eligibility conditions		
Maintenance of local races with risks danger	130 €/LU	Optional <input checked="" type="checkbox"/> Compulsory <input type="checkbox"/>
Beekeeping for biodiversity	10.52 €/ha	Optional <input checked="" type="checkbox"/> Compulsory <input type="checkbox"/>
Conservation of biodiversity plot borders and margins, living hedge and natural stone walls	80 €/ha	Optional <input checked="" type="checkbox"/> Compulsory <input type="checkbox"/>

Country files – Spain: Catalunya

The information on the current organic support scheme in Catalunya was provided by Victor González, Sociedad Española de Agricultura Ecológica (SEAE), Spain. Other sources are indicated below the tables where applicable.

Table ES7-1.1: Overview of the payments to organic producers in 2009

Land type	Additional differentiation	Conversion		Main-tenance €/ha	Comments
		1-3 years €/ha	4-5 years €/ha		
Cereals (with irrigation)	-	219	175	175	-
Cereals & forage crops (dry areas)	-	129	102	102	-
Irrigated forage crops	-	170	136	136	-
Pasture, prairies	-	57	57	57	-
Cut pastures	-	89	89	89	-
Cut pastures with reseeded	-	119	119	119	-
Rice	-	600	480	480	-
Olive trees	-	270	216	216	-
Dry fruits (Almond, etc.)	-	195	156	156	-
Apple fruit trees	-	380	304	304	-
Bone fruit trees	-	420	336	336	-
Citrus trees	-	500	400	400	-
Table grapes	-	520	416	416	-
Vineyards	-	310	248	248	-
Vegetables open air	-	340	308	308	-
Vegetables protected	-	594	475	475	-
Cattle for breeding	-	120 €/LU	100 €/LU	100 €/LU	-
Cattle for fattening	-	no	no	330 €/LU	-
Dairy cows	-	335 €/LU	262 €/ha	262 €/ha	-
Goats & sheep for meat	-	169 €/LU	141 €/LU	141 €/LU	-
Dairy goats & sheep	-	198 €/LU	173 €/LU	173 €/LU	-
Breeding horses	-	110 €/LU	97 €/LU	97 €/LU	-
Horses for fattening	-	no	no	150 €/LU	-
Poultry for meat	-	no	no	148 €/LU	-
Poultry for eggs	-	no	no	206 €/LU	-
Pig production short cycles	-	277 €/LU	200 €/LU	200 €/LU	-
Beekeeping	-	no	no	40 €/hive	-

Table ES7-1.2: Differences in payment rates between 2004 and 2009

Land type	Additional differentiation	Conversion		Main-tenance €/ha	Comments
		1-3 years €/ha	4-5 years €/ha		
Cereals (with irrigation)	-	Year 1: +57 Year 2: +89 Year 3: +122	Year 4: +110 Year 5: +143	+143	-
Cereals & forage crops (dry areas)	-	Year 1: +37 Year 2: +55 Year 3: +74	Year 4: +65 Year 5: +84	+84	-
Irrigated forage crops	-	Year 1: +8 Year 2: +40 Year 3: +73	Year 4: +111 Year 5: +104	+104	-
Pasture, prairies	-	Year 1: -35 Year 2: -17 Year 3: +2	Year 4: +20 Year 5: +39	+39	-
Cut pastures	-	Year 1: -3 Year 2: +15 Year 3: +34	Year 4: +52 Year 5: +71	+71	-
Cut pastures with reseeded	-	Year 1: +27 Year 2: +45 Year 3: +64	Year 4: +82 Year 5: +101	+101	Compared to the category 'grassland' in 2004.
Rice	-	Year 1: un- changed Year 2: -120 Year 3: -240	Year 4: -240 Year 5: -360	-360	-
Olive trees	-	Year 1: +3 Year 2: +56 Year 3: +110	Year 4: +109 Year 5: +163	+163	-
Dry fruits (Almond, etc.)	-	Year 1: +76 Year 2: +100 Year 3: +124	Year 4: +108 Year 5: +132	+132	Compared to the category 'dry land fruit' in 2004.
Apple fruit trees	-	Year 1: +124 Year 2: +175 Year 3: +226	Year 4: +202 Year 5: +253	+253	-
Bone fruit trees	-	Year 1: +56 Year 2: +129 Year 3: +202	Year 4: +190 Year 5: +263	+263	-
Citrus trees	-	Year 1: +31 Year 2: +125 Year 3: +219	Year 4: +212 Year 5: +306	+306	-
Table grapes	-	Year 1: +24 Year 2: +123 Year 3: +222	Year 4: +218 Year 5: +317	+317	-
Vineyards	-	Year 1: +82 Year 2: +128 Year 3: +173	Year 4: +157 Year 5: +202	+202	-

Table ES7-1.2: Differences in payment rates between 2004 and 2009 (cont.)

Land type	Additional differentiation	Conversion		Main-tenance €/ha	Comments
		1-3 years €/ha	4-5 years €/ha		
Vegetables open air	-	Year 1: +82 Year 2: +134 Year 3: +185	Year 4: +205 Year 5: +256	+256	-
Vegetables protected	-	Year 1: +89 Year 2: +190 Year 3: +291	Year 4: +273 Year 5: +374	+374	-
Cattle for breeding	-	-	-	-	The livestock payment categories did not exist in 2004.
Cattle for fattening	-	-	-	-	
Dairy cows	-	-	-	-	
Goats & sheep for meat	-	-	-	-	
Dairy goats & sheep	-	-	-	-	
Breeding horses	-	-	-	-	
Horses for fattening	-	-	-	-	
Poultry for meat	-	-	-	-	
Poultry for eggs	-	-	-	-	
Pig production short cycles	-	-	-	-	
Beekeeping	-	-	-	-	

Source: Based on Tuson and Lampkin (2007) and SEAE (2009).

Table ES7-2: Payment limits

	Maximum limit (size or amount)	Minimum limit (size or amount)	Payment degression	Stocking rate limit	
				Minimum	Maximum
Limits	100 ha/farm (pastures, prairies and cattle pay- ments)	1 ha (pastures, prairies and fruit trees) 2 ha (cereals)	-	0.2 LU/ha	1 LU/ha
Comment	-	-	-	Applies only to livestock payments	In areas with more than 800mm rainfall 1.4 LU/ha Applies only to livestock payments

Table ES7-3: Conversion and management requirements

Requirement	Relevance	Details (if applicable) and comments
Organic management of livestock	✓	-
Possibility of gradual conversion	-	-
Possibility of part conversion	-	-

Table ES7-4: Eligible crop and additional environmental or other requirements in organic farming support schemes

Requirement	Relevance	Details (if applicable) and comments
Restricted eligibility of crops	✓	See table 1a for eligible crops.
Scheme requirements and obligations beyond organic standards	✓	The following scheme requirements have been defined: <ul style="list-style-type: none"> • Obligation to participate in organic training • Obligation to keep records of farm data and SIGPAC data • No parallel production
Other aspects	-	-

Table ES7-5: Certification aspects

Certification aspects	Relevance	Details (if applicable) and comments
Certification required	✓	Certification according to (EC) No 834/2007
Organic certification support scheme	✓	A public certification body funded covers 30 % of the certification costs.

Table ES7-6: Expected future payment revisions

Payment revisions	Relevance	Details (if applicable) and comments
Planned increase/decrease of payment levels	-	-

Table ES7-7: Scheme access

Scheme access	Relevance	Details (if applicable) and comments
Restricted scheme access due to budget constraints	✓	20 % of farms which wanted to convert did not receive funding.

Table ES7-8: Combinations with agri-environmental measures (on-top-measures)

Name of the measure	On-top payment	Combination is:
Requirements and eligibility conditions		
None	-	Optional <input type="checkbox"/> Compulsory <input type="checkbox"/>

Country files – Spain: Comunitat Valenciana

The information on the current organic support scheme in Comunitat Valenciana was provided by Victor González, Sociedad Española de Agricultura Ecológica (SEAE), Spain. Other sources are indicated below the tables where applicable.

Table ES8-1.1: Overview of the payments to organic producers in 2009

Land type	Additional differentiation	Conversion		Main-tenance €/ha	Comments
		1-3 years €/ha	4-5 years €/ha		
Arable crops	-	217.50	217.50	181.25	-
Dry fruits (Almond, etc.)	-	142.80	142.80	119.00	-
Rice	-	720.00	720.00	600.00	-
Olive trees	-	320.22	320.22	266.85	-
Prairie improved (irrigated)	-	201.90	201.90	168.25	-
Pasture natural	-	151.02	151.02	125.85	-
Fruits trees dry areas	-	393.78	393.78	328.15	-
Fruits (irrigated)	-	437.05	437.05	364.21	-
Critics trees	-	526.42	526.42	468.69	-
Table grapes	-	594.99	594.99	495.83	-
Vineyards	-	274.05	274.05	228.38	-
Vegetables open air	-	372.56	372.56	310.13	-
Vegetables protected	-	605.82	605.82	504.85	-
Aromatic plants	-	237.60	237.60	198.00	-

Table ES8-1.2: Differences in payment rates between 2004 and 2009

Land type	Additional differentiation	Conversion		Main-tenance €/ha	Comments
		1-3 years €/ha	4-5 years €/ha		
Arable crops	-	+82.50	+82.50	+46.25	Compared to the category 'irrigated herbaceous crops' in 2004.
Dry fruits (Almond, etc.)	-	+23.80	+23.80	unchanged	-
Rice	-	-	-	-	This category did not exist in 2004.
Olive trees	-	+53.22	+53.22	-0.15	-
Prairie improved (irrigated)	-	+96.90	+96.90	+63.25	Compared to the category 'pasture and stubble fields' in 2004.
Pasture natural	-	+46.02	+46.02	+20.85	
Fruits trees dry areas	-	+29.78	+29.78	-35.85	Compared to the category 'citrus and stone fruits (irrigated)' in 2004.
Fruits (irrigated)	-	+73.05	+73.05	+0.21	
Citrus trees	-	+162.42	+162.42	+104.69	
Table grapes	-	+98.99	+98.99	-0.17	-
Vineyards	-	+46.05	+46.05	+0.38	-
Vegetables open air	-	+114.56	+114.56	+52.13	-
Vegetables protected	-	+100.82	+100.82	-0.15	-
Aromatic plants	-	-	-	-	This category did not exist in 2004.

Source: Based on Tuson and Lampkin (2007) and SEAE (2009).

Table ES8-2: Payment limits

	Maximum limit (size or amount)	Minimum limit (size or amount)	Payment degression	Stocking rate limit	
				Minimum	Maximum
Limits	-	5 ha (prairies and pastures) 2 ha (arable crops) 1 ha (dry fruits, olive trees and vineyards) <i>Livestock:</i> 0.5 ha (fruit trees and citrus trees) 0.3 ha (rice and vegetables)	100 % - up to 2 UMCA 60 % - 2 to 4 UMCA 30 % - more than 4 UMCA	0.2 LU/ha	0.7 LU/ha
Comment	-	-	1 UMCA = 20 ha	Applies only to irrigated and improved prairies	

Table ES8-3: Conversion and management requirements

Requirement	Relevance	Details (if applicable) and comments
Organic management of livestock	✓	-
Possibility of gradual conversion	-	-
Possibility of part conversion	-	-

Table ES8-4: Eligible crop and additional environmental or other requirements in organic farming support schemes

Requirement	Relevance	Details (if applicable) and comments
Restricted eligibility of crops	✓	See table 1a for eligible crops.
Scheme requirements and obligations beyond organic standards	✓	<p>The following scheme requirements have been defined:</p> <ul style="list-style-type: none"> • Obligation to keep records of farm data and SIGPAC data • Annual declaration of the crops to be cultivated • Marketing of organic products • To be registered in the public certification body CAE-CV • To allow laboratory analysis during the 5 years • To maintain biodiversity in plot borders and surrounding areas • To regulate grass in crops mechanically or controlled shepherding • To implement cover crops in perennial cultivation • To register and maintain records of farm accountability
Other aspects	-	-

Table ES8-5: Certification aspects

Certification aspects	Relevance	Details (if applicable) and comments
Certification required	✓	Certification according to (EC) No 834/2007
Organic certification support scheme	✓	A public certification body funded covers 20.25 % of the certification costs.

Table ES8-6: Expected future payment revisions

Payment revisions	Relevance	Details (if applicable) and comments
Planned increase of payment levels	-	-

Table ES8-7: Scheme access

Scheme access	Relevance	Details (if applicable) and comments
Restricted scheme access due to budget constraints	✓	52.33 % of farms which wanted to convert did not receive funding.

Table ES8-8: Combinations with agri-environmental measures (on-top-measures)

Name of the measure Requirements and eligibility conditions	On-top payment	Combination is:
None	-	Optional <input type="checkbox"/> Compulsory <input type="checkbox"/>

Country files – Spain: Extremadura

The information on the current organic support scheme in Extremadura was provided by Victor González, Sociedad Española de Agricultura Ecológica (SEAE), Spain. Other sources are indicated below the tables where applicable.

Table ES9-1.1: Overview of the payments to organic producers in 2009

Land type	Additional differentiation	Conversion		Main-tenance €/ha	Comments
		1-3 years €/ha	4-5 years €/ha		
Fruit trees in dry areas	-	130.90	119.00	119.00	-
Bone fruit trees	-	400.63	364.21	364.21	-
Pome fruit trees	-	360.96	328.15	328.15	-
Olive trees	-	293.49	266.81	266.81	-
Vineyards	-	251.10	228.28	228.28	-
Livestock	-	132.22 €/LU	120.20 €/LU	120.20 €/LU	-
Beekeeping	-	9.35	8.50	8.50	-

Table ES9-1.2: Differences in payment rates between 2004 and 2009

Land type	Additional differentiation	Conversion		Main-tenance €/ha	Comments
		1-3 years €/ha	4-5 years €/ha		
Fruit trees in dry areas	-	Year 1: +21.90 Year 2: +35.90 Year 3: +59.90	+48.00	+48.00	-
Bone fruit trees	-	Year 1: +36.63 Year 2: +109.63 Year 3: +182.63	+146.21	+146.21	-
Pome fruit trees	-	Year 1: +104.96 Year 2: +155.96 Year 3: +206.96	+174.15	+174.15	-
Olive trees	-	Year 1: +26.49 Year 2: +79.49 Year 3: +133.49	+106.81	+106.81	-
Vineyards	-	Year 1: +23.10 Year 2: +69.10 Year 3: +114.10	+91.28	+91.28	-
Livestock	-	-	-	-	The livestock payment category did not exist in 2004.
Beekeeping	-	-	-	-	This category did not exist in 2004.

Source: Based on Tuson and Lampkin (2007) and SEAE (2009).

Table ES9-2: Payment limits

	Maximum limit (size or amount)	Minimum limit (size or amount)	Payment degression	Stocking rate limit	
				Minimum	Maximum
Limits	-	1.0 ha (fruit trees in dry areas, olive trees and vineyards) 0.5 ha (bone fruit and pome fruit trees)	-	0.2 LU/ha	0.5 LU/ha 1 beehive/2 ha (beekeeping)
Comment	-	-	-	Applies only to livestock payments	

Table ES9-3: Conversion and management requirements

Requirement	Relevance	Details (if applicable) and comments
Organic management of livestock	✓	-
Possibility of gradual conversion	-	-
Possibility of part conversion	-	-

Table ES9-4: Eligible crop and additional environmental or other requirements in organic farming support schemes

Requirement	Relevance	Details (if applicable) and comments
Restricted eligibility of crops	✓	See table 1a for eligible crops.
Scheme requirements and obligations beyond organic standards	✓	<p>The following scheme requirements have been defined:</p> <ul style="list-style-type: none"> • To register in CEPAE and to keep record of farm accounts, fertilization plan, etc. (Farm Notebook) • To allow laboratory analysis of soil and foliage over 5 years • To contract technical advice • To apply natural methods to control diseases allowed by CPAE • Organic production should be marketed <p>For beekeeping</p> <ul style="list-style-type: none"> • To allow 80 % of beehives to be transhumant during max 6 months • To have a geographical reference map
Other aspects	-	-

Table ES9-5: Certification aspects

Certification aspects	Relevance	Details (if applicable) and comments
Certification required	✓	Certification according to (EC) No 834/2007
Organic certification support scheme	✓	A public certification body funded covers a high percentage of the certification costs. No specific data were available.

Table ES9-6: Expected future payment revisions

Payment revisions	Relevance	Details (if applicable) and comments
Planned increase/decrease of payment levels	-	-

Table ES9-7: Scheme access

Scheme access	Relevance	Details (if applicable) and comments
Restricted scheme access due to budget constraints	✓	20 %

Table ES9-8: Combinations with agri-environmental measures (on-top-measures)

Name of the measure Requirements and eligibility conditions	On-top payment	Combination is:
Support to local livestock races	120.20 €/LU	Optional <input checked="" type="checkbox"/> Compulsory <input type="checkbox"/>
Support to sustainable management of Dehesa	42.00 €/ha	Optional <input checked="" type="checkbox"/> Compulsory <input type="checkbox"/>

Country files – Spain: Galicia

The information on the current organic support scheme in Galicia was provided by Victor González, Sociedad Española de Agricultura Ecológica (SEAE), Spain. Other sources are indicated below the tables where applicable.

Table ES10-1.1: Overview of the payments to organic producers in 2009

Land type	Additional differentiation	Conversion		Main-tenance €/ha	Comments
		1-3 years €/ha	4-5 years €/ha		
Arable crops (without irrigation)	-	209	209	182	-
Arable crops (with irrigation)	-	298	298	259	-
Fruit trees (without irrigation)	-	138	138	120	-
Pip fruit trees	-	377	377	328	-
Bone fruit trees	-	419	419	364	-
Olive trees	-	304	304	264	-
Vegetables open air	-	357	357	310	-
Vegetables protected	-	580	580	504	-
Vineyards	-	880	880	765	-
Citrus trees	-	518	518	450	-
Pastures	-	142	142	126	-
Prairies	-	207	207	180	-
Beekeeping	-	33	33	28.5	1 hive per 1 ha

Table ES10-1.2: Differences in payment rates between 2004¹⁾ and 2009

Land type	Additional differentiation	Conversion		Main-tenance €/ha	Comments
		1-3 years €/ha	4-5 years €/ha		
Arable crops (without irrigation)	-	+117	+117	+90	-
Arable crops (with irrigation)	-	+136	+136	+97	-
Fruit trees (without irrigation)	-	+19	+19	+1	-
Pip fruit trees	-	+121	+121	+72	-
Bone fruit trees	-	+55	+55	unchanged	-
Olive trees	-	+37	+37	-3	-
Vegetables open air	-	+99	+99	+52	-
Vegetables protected	-	+75	+75	-1	-
Vineyards	-	+652	+652	+537	-
Citrus trees	-	+49	+49	-19	-
Pastures	-	+50	+50	+34	Compared to the category 'grassland' in 2004.
Prairies	-	+115	+115	+88	
Beekeeping	-	-	-	-	This category did not exist in 2004.

1) Differences have been calculated in comparison to the national payment rates in 2004.

Source: Based on Tuson and Lampkin (2007) and SEAE (2009).

Table ES10-2: Payment limits

	Maximum limit (size or amount)	Minimum limit (size or amount)	Payment degression	Stocking rate limit	
				Minimum	Maximum
Limits	-	50 hives/farm (beekeeping)	-	0.4 LU/ha (mountain areas) 0.7 LU/ha (other disadvantaged areas) 0.9 LU/ha (other areas)	
Comment	-	-	-	-	-

Table ES10-3: Conversion and management requirements

Requirement	Relevance	Details (if applicable) and comments
Organic management of livestock	✓	-
Possibility of gradual conversion	-	-
Possibility of part conversion	-	-

Table ES10-4: Eligible crop and additional environmental or other requirements in organic farming support schemes

Requirement	Relevance	Details (if applicable) and comments
Restricted eligibility of crops	✓	See table 1a for eligible crops.
Scheme requirements and obligations beyond organic standards	✓	<p>The following scheme requirements have been defined:</p> <ul style="list-style-type: none"> • Obligation to participate in organic training • Maintaining plot borders with vegetation • To keep record of farm data • Produce has to be marketed • To be registered and certified with CRAEGA • To be a member of an association with technical advice • To carry out an annual soil analysis for fertilization • To elaborate a conversion plan
Other aspects	-	-

Table ES10-5: Certification aspects

Certification aspects	Relevance	Details (if applicable) and comments
Certification required	✓	Certification according to (EC) No 834/2007
Organic certification support scheme	✓	A public certification body funded covers 75 % of the certification costs.

Table ES10-6: Expected future payment revisions

Payment revisions	Relevance	Details (if applicable) and comments
Planned increase/decrease of payment levels	-	-

Table ES10-7: Scheme access

Scheme access	Relevance	Details (if applicable) and comments
Restricted scheme access due to budget constraints	✓	30 %

Table ES10-8: Combinations with agri-environmental measures (on-top-measures)

Name of the measure Requirements and eligibility conditions	On-top payment	Combination is:
None		Optional <input type="checkbox"/> Compulsory <input type="checkbox"/>

Country files – Spain: Murcia

The information on the current organic support scheme in Murcia was provided by Victor González, Sociedad Española de Agricultura Ecológica (SEAE), Spain. Other sources are indicated below the tables where applicable.

Table ES11-1.1: Overview of the payments to organic producers in 2009

Land type	Additional differentiation	Conversion		Main-tenance €/ha	Comments
		1-3 years €/ha	4-5 years €/ha		
Arable crops	-	90	72	72	-
Olive & algarroba trees	-	500	400	400	-
Dry fruits (Almond)	-	300	240	240	-
Fruits trees irrigated	-	900	720	720	-
Fruit trees not irrigated	-	300	240	240	-
Citrus trees	-	900	720	720	-
Table grapes	-	900	720	720	-
Aromatic crops	-	200	160	160	-
Vineyards	-	700	560	560	-

Table ES11-1.2: Differences in payment rates between 2004¹⁾ and 2009

Land type	Additional differentiation	Conversion		Main-tenance €/ha	Comments
		1-3 years €/ha	4-5 years €/ha		
Arable crops	-	-2	-20	-20	Compared to the category 'dry land crops' in 2004.
Olive & algarroba trees	-	+233	+133	+133	
Dry fruits (Almond)	-	+181	+121	+121	Compared to the category 'dry land fruits' in 2004.
Fruit trees not irrigated	-	+181	+121	+121	Compared to the category "dry land fruits" in 2004.
Fruits trees irrigated	-	+590	+410	+410	Compared to the average payment rate of the categories 'stone fruits' and 'pip fruits' in 2004.
Citrus trees	-	+431	+251	+251	
Table grapes	-	+404	+224	+224	
Aromatic crops	-	-	-	-	This category did not exist in 2004.
Vineyards	-	+472	+332	+332	

1) Differences have been calculated in comparison to the national payment rates in 2004.

Source: Based on Tuson and Lampkin (2007) and SEAE (2009).

Table ES11-2: Payment limits

	Maximum limit (size or amount)	Minimum limit (size or amount)	Payment degression	Stocking rate limit	
				Minimum	Maximum
Limits	-	0.50 ha (arable crops, olive trees, vineyards and fruits) 0.25 ha (Citrus trees, table grapes and aromatic crops)	-	-	-
Comment	-	-	-	-	-

Table ES11-3: Conversion and management requirements

Requirement	Relevance	Details (if applicable) and comments
Organic management of livestock	✓	-
Possibility of gradual conversion	-	-
Possibility of part conversion	-	-

Table ES11-4: Eligible crop and additional environmental or other requirements in organic farming support schemes

Requirement	Relevance	Details (if applicable) and comments
Restricted eligibility of crops	✓	See table 1a for eligible crops.
Scheme requirements and obligations beyond organic standards	✓	<p>The following scheme requirements have been defined:</p> <ul style="list-style-type: none"> • Obligation to participate in organic training • To keep record of farm data • Produce has to be marketed • Not cultivation of hydroponics • To comply with CAERM rules, in addition to EU Reg. 834/2007 • Registered and certified with CAERM
Other aspects	-	-

Table ES11-5: Certification aspects

Certification aspects	Relevance	Details (if applicable) and comments
Certification required	✓	Certification according to (EC) No 834/2007
Organic certification support scheme	✓	A public certification body funded covers 49 % of the certification costs.

Table ES11-6: Expected future payment revisions

Payment revisions	Relevance	Details (if applicable) and comments
Planned increase/decrease of payment levels	-	-

Table ES11-7: Scheme access

Scheme access	Relevance	Details (if applicable) and comments
Restricted scheme access due to budget constraints	✓	20 %

Table ES11-8: Combinations with agri-environmental measures (on-top-measures)

Name of the measure Requirements and eligibility conditions	On-top payment	Combination is:
None	-	Optional <input type="checkbox"/> Compulsory <input type="checkbox"/>

Country files – Spain: Navarra

The information on the current organic support scheme in Navarra was provided by Victor González, Sociedad Española de Agricultura Ecológica (SEAE), Spain. Other sources are indicated below the tables where applicable.

Table ES12-1.1: Overview of the payments to organic producers in 2009

Land type	Additional differentiation	Conversion		Main-tenance €/ha	Comments
		1-3 years €/ha	4-5 years €/ha		
Arable crops (without irrigation)	-	168.41	145	145	-
Arable crops (irrigated)	-	272.95	235	235	-
Pasture, prairies	-	98.72	85	85	-
Rice	-	696.90	600	600	-
Olive trees	-	365.87	315	315	-
Dry fruits (Almond, etc.)	-	261.33	225	225	-
Fruits trees	-	609.78	525	525	-
Aromatic & medical herbs crop	-	261.33	225	225	-
Vineyards	-	307.79	265	265	-
Vegetables open air	-	447.17	385	385	-
Vegetables protected	-	696.90	600	600	-
Animal husbandry	-	243.91 LU/ha	210 LU/ha	210 LU/ha	Farms with livestock receive the animal husbandry payment if more than 75 % of the farm area is devoted to forage or cereals crops, pastures or fodder crops.

Table ES12-1.2: Differences in payment rates between 2004 and 2009

Land type	Additional differentiation	Conversion		Main-tenance €/ha	Comments
		1-3 years €/ha	4-5 years €/ha		
Arable crops (without irrigation)	-	+24.41	+1	+1	-
Arable crops (irrigated)	-	+56.95	+19	+19	-
Pasture, prairies	-	+26.72	+13	+13	-
Rice	-	-	-	-	This category did not exist in 2004.
Olive trees	-	+5.87	-45	-45	-
Dry fruits (Almond, etc.)	-	+45.33	+9	+9	-
Fruits trees	-	+33.78	-51	-51	-
Aromatic & medical herbs crop	-	-	-	-	This category did not exist in 2004.
Vineyards	-	+55.79	+13	+13	-
Vegetables open air	-	+87.17	+25	+25	-
Vegetables protected	-	+102.90	+6	+6	-
Animal husbandry	-	+83.91 LU/ha	+50 LU/ha	+50 LU/ha	-

Source: Based on Tuson and Lampkin (2007) and SEAE (2009).

Table ES12-2: Payment limits

	Maximum limit (size or amount)	Minimum limit (size or amount)	Payment degression	Stocking rate limit	
				Minimum	Maximum
Limits	-	5 ha (animal husbandry) 2 ha (pastures and prairies) 1 ha (arable crops) 0.25 ha (rice, olive trees, fruits and fruit trees, aromatic and medical crops, vineyards and vegetables) 0.05 ha (protected vegetables)	100 % - up to 2 UMCA 60 % - 2 to 4 UMCA 30 % - more than 4 UMCA	-	1 LU/ha
Comment	-	-	1 UMCA = 20 ha	-	Applies only to animal husbandry payments

Table ES12-3: Conversion and management requirements

Requirement	Relevance	Details (if applicable) and comments
Organic management of livestock	✓	-
Possibility of gradual conversion	-	-
Possibility of part conversion	-	-

Table ES12-4: Eligible crop and additional environmental or other requirements in organic farming support schemes

Requirement	Relevance	Details (if applicable) and comments
Restricted eligibility of crops	✓	See table 1a for eligible crops.
Scheme requirements and obligations beyond organic standards	✓	<p>The following scheme requirements have been defined:</p> <ul style="list-style-type: none"> • Obligation to participate in organic training • No parallel cultivation • Annual declaration of the crops to be cultivated • Registered on a organic certification system • Keeping record of farm data
Other aspects	-	-

Table ES12-5: Certification aspects

Certification aspects	Relevance	Details (if applicable) and comments
Certification required	✓	Certification according to (EC) No 834/2007
Organic certification support scheme	✓	A public certification body funded covers 70 % of the certification costs.

Table ES12-6: Expected future payment revisions

Payment revisions	Relevance	Details (if applicable) and comments
Planned increase/decrease of payment levels	-	-

Table ES12-7: Scheme access

Scheme access	Relevance	Details (if applicable) and comments
Restricted scheme access due to budget constraints	✓	20 %

Table ES12-8: Combinations with agri-environmental measures (on-top-measures)

Name of the measure Requirements and eligibility conditions	On-top payment	Combination is:
None		Optional <input type="checkbox"/> Compulsory <input type="checkbox"/>

Country files – Finland

The information on the current organic support scheme in Finland was provided by Antti Miettinen, MTT, Finland. Other sources are indicated below the tables where applicable.

Table FI-1.1: Overview of the payments to organic producers

Land type	Additional differentiation	Conversion		Main-tenance €/ha	Comments
		1-3 years €/ha	4-5 years €/ha		
Agricultural land	Without livestock	141	141	141	Support for conversion and maintenance are combined into a uniform annual payment for organic production.
Agricultural land	With livestock	267	267	267	Includes livestock payment of 126 €/ha ¹⁾

1) If the stocking rate is below 0.5LU/ha, livestock payment is only paid for the amount of hectare which would result in a stocking rate of 0.5 LU/ha.

Table FI-1.2: Differences in payment rates between 2004 and 2009

Land type	Additional differentiation	Conversion		Main-tenance €/ha	Comments
		1-3 years €/ha	4-5 years €/ha		
Agricultural land	Without livestock	-6	+38	+38	-
Agricultural land	With livestock	+120	+164	+164	-

Source: Based on Tuson and Lampkin (2007) and MTT (2009).

Table FI-2: Payment limits

	Maximum limit (size or amount)	Minimum limit (size or amount)	Payment degression	Stocking rate limit	
				Minimum	Maximum
Limits	-	3.0 ha (agriculture) 0.5 ha (horticulture)	-	1 LU/farm	-
Comment	-	-	-	-	-

Table FI-3: Conversion and management requirements

Requirement	Relevance	Details (if applicable) and comments
Organic management of livestock	-	-
Possibility of gradual conversion	✓	-
Possibility of part conversion	✓	-

Table FI-4: Eligible crop and additional environmental or other requirements in organic farming support schemes

Requirement	Relevance	Details (if applicable) and comments
Restricted eligibility of crops	✓	Permanent grassland (5 years or older) is not eligible for support and also no organic support is paid for greenhouse production or reed canary grass areas.
Scheme requirements and obligations beyond organic standards	✓	<p>Organic production</p> <ul style="list-style-type: none"> • Registration in the inspection system for organic production and successful first inspection • Training in organic farming (e.g. 5-day course) • Compliance with Council Regulations (EC) No 834/2007 and (EC) No 889/2008 • Compliance with national regulations concerning agri-environmental payments <p>Organic livestock production</p> <ul style="list-style-type: none"> • As above • Registration in the livestock specified in the contract inspection system for organic production • Animals eligible for support include dairy cows, suckler cows, other bovine animals, sheep, goats, sows, fattening pigs, boars, hens, broiler chickens, turkeys, geese, ducks and poultry parent stock
Other aspects	-	-

Table FI-5: Certification aspects

Certification aspects	Relevance	Details (if applicable) and comments
Certification required	✓	Certification according to EC No 834/2007
Organic certification support scheme	-	-

Table FI-6: Expected future payment revisions

Payment revisions	Relevance	Details (if applicable) and comments
Planned increase/decrease of payment levels	-	-

Table FI-7: Scheme access

Scheme access	Relevance	Details (if applicable) and comments
Restricted scheme access due to budget constraints	-	-

Table FI-8: Combinations with agri-environmental measures (on-top-measures)

Name of the measure Requirements and eligibility conditions	On-top payment	Combination is:
Basic measures¹⁾ Basic measures are mandatory for all farmers who commit themselves to the agri-environment payments and the measures are differentiated according to arable crop and livestock farms. By definition, a livestock farm has at least 0.4 livestock units per hectare of eligible area or a total of 25 livestock units. The payment rate is higher on livestock farms (€ 107/ha) than on arable crop farms (€ 93/ha). Agri-environment payments are mainly paid based on hectares for the whole cultivated area. In addition, specific basic measures have been established for horticulture and there is also a higher payment level for the area under horticultural crops (€ 450/ha for group 1 horticultural crops and € 438/ha for group 2 horticultural crops and € 181/ha for certain seed species).	93 or 107 €/ha 181, 438 or 450 €/ha	Optional <input type="checkbox"/> Compulsory <input checked="" type="checkbox"/>
Additional measures²⁾ In support areas A and B (roughly in southern and central Finland), the farmer cultivating arable crops must select at least 1, but no more than 4 additional measures. In support area C (northern Finland), the farmer may select 0-2 additional measures. Different additional measures apply to ordinary arable crops and horticultural crops. In addition, horticultural farms are not required to select additional measures, but a horticultural farm in support area A or B may select 0-2 additional measures and a horticultural farm located in support area C may select 0-1 additional measures	0-125 €/ha 0-462 €/ha	Optional <input type="checkbox"/> Compulsory <input checked="" type="checkbox"/>
Special measures³⁾ In addition to basic and additional measures, the Rural Development Programme for mainland Finland includes optional special measures of agri-environment payments.	max. 450 €/ha	Optional <input checked="" type="checkbox"/> Compulsory <input type="checkbox"/>

Table FI-8: Combinations with agri-environmental measures (on-top-measures) (cont.)

- 1) In Finland, agri-environment payments (measure 214) include basic measures, additional measures and special measure contracts (including organic production and organic livestock production) as sub-measures. The basic measures are:
 - Environmental planning and monitoring of farm practices
 - fertilisation of arable and horticultural crops,
 - headlands and filter strips, and
 - maintenance of biodiversity and landscapes.
- 2) Additional measures complement the basic measures. An important goal of additional measures is to increase plant cover in winter especially in southern Finland, because the plant cover has proven an efficient way of preventing the runoff of phosphorus.
 - Reduced fertilisation (10 €/ha) although farms that have a special measure for organic production cannot select this measure
 - More accurate nitrogen fertilisation on arable crops (23 €/ha)
 - Plant cover in winter and reduced tilling (11 €/ha)
 - Plant cover in winter (30 €/ha, available in support areas A and B)
 - Intensified plant cover in winter (45 €/ha, available in support areas A and B)
 - Crop diversification (24 €/ha, available in support areas A and B)
 - Extensive grassland production (55 €/ha, available in support areas A and B)
 - Spreading of manure during the growing season (27 €/ha)
 - Nutrient balance (18 €/ha)
 - Cultivation of catch plants (13 €/ha, available livestock farms in support areas A and B)

The additional measures for horticultural plants are:

 - More accurate nitrogen fertilisation on horticultural crops (90 €/ha, available for group 1 plants)
 - Use of mulch in perennial horticultural crops (256 €/ha, available for group 2 plants)
 - Use of pest monitoring methods (144 €/ha)
- 3) In addition to organic production, the Rural Development Programme for mainland Finland includes the following special measures of agri-environment payments:
 - Establishment and management of riparian zones (Max. 450 €/ha in support areas A and B. Max. 350 €/ha in support area C)
 - Management of multifunctional wetlands (max. 450 €/ha)
 - Arable farming in groundwater areas (max. 156 €/ha). Farms that have concluded a special measure for arable farming in a groundwater area cannot conclude a contract for organic production and/or organic livestock production for the same agricultural parcels.
 - cannot conclude a contract for organic production and/or organic livestock production for the same agricultural parcels.
 - Runoff water treatment methods (max. 140 €/ha)
 - Management of traditional rural biotopes (max. 450 €/ha)
 - Enhancing of biological and landscape diversity (max. 450 €/ha). Farms that have concluded a contract for organic production cannot conclude a contract for the promotion of biological and landscape diversity for the same agricultural parcels because the parcels contract for biological and landscape diversity cannot be part of the crop rotation required by the organic production contract.
 - for biological and landscape diversity cannot be part of the crop rotation required by the organic production contract.
 - Raising local breeds (270-500 €/LU)
 - Cultivation of local crops (450 €/ha)
 - More efficient reduction in nutrient loading (max. 347 €/ha, available in support areas A and B)
 - Incorporation of liquid manure into the soil (56 €/ha)
 - Long-term grass cultivation on peaty arable lands (68 or 114 €/ha)

Country files – France: Alsace

The information on the current organic support scheme in Alsace was provided by Yvonne Henkel, Fédération Nationale d'Agriculture Biologique des regions de France (FNAB), France. Other sources are indicated below the tables where applicable.

Table FR1-1.1: Overview of the payments to organic producers in 2009

Land type	Additional differentiation	Conversion		Main-tenance ¹⁾ €/ha	Comments
		1-2 years €/ha	3-5 years €/ha		
Permanent grassland, chestnut trees	-	100	100	-	-
Annual cultures, temporary grassland	-	200	200	-	-
Vineyards, vegetables, aromatic and medicinal plants + for perfumes	-	350	350	-	-
Market gardening, fruit growing	-	900	900	-	Market gardening: protected production or, in open production, at least two successive crops in 1 year

1) Maintenance payments were not available in 2009. Maintenance support is available in 2010 through a new article 68 measure (payment rates as in other regions in 2009).

Source OPABA (2009a and 2009b).

Table FR1-1.2: Differences in payment rates between 2004 and 2009

Land type	Additional differentiation	Conversion		Main-tenance ¹⁾ €/ha	Comments
		1-2 years €/ha	3-5 years €/ha		
Permanent grassland, chestnut trees	-	-60	Year 3-4: +20 Year 5: +47	-	-
Annual cultures, temporary grassland	-	-166	Year 3-4: +17 Year 5: +78	-	-
Vegetables (open fields), aromatic and medicinal plants + for perfumes	-	-107	Year 3-4: +121 Year 5: +198	-	-
Vineyards	(excludes first 10 ha)	-222	Year 3: -222 Year 4: +7 Year 5: +121	-	Compared to the category 'specialised olive groves and vines' in 2004.
	(up to 10 ha)	-527	Year 3: -527 Year 4: -176 Year 5: -1	-	Compared to the category 'other permanent crops and vines' in 2004
Fruit growing	-	+443	Year 3-4: +671 Year 5: +748	-	Compared to the category 'orchards' in 2004
Market gardening	-	-	-	-	No comparable category did exist in the previous RDP

1) In the previous programme period no maintenance payments were included in the organic support scheme. Only conversion was supported.

Source: Based on Tuson and Lampkin (2007) and OPABA (2009a and 2009b).

Table FR1-2: Payment limits

	Maximum limit (size or amount)	Minimum limit (size or amount)	Payment degression	Stocking rate limit	
				Minimum	Maximum
Limits	-	300 €/farm and year	-	0.2 LU/ha (grassland)	-
Comment	-	-	-	-	-

Table FR1-3: Conversion and management requirements

Requirement	Relevance	Details (if applicable) and comments
Organic management of livestock	-	<p>The national framework does not require that livestock enterprises are managed organically, if crop enterprises are in organic conversion or maintenance.</p> <p>Livestock has only to be managed organically to qualify for the grassland payment.</p> <p>On the other hand, the whole farm (including livestock) has to be managed organically, if livestock enterprises are converted or established organic systems.</p>
Possibility of gradual conversion	✓	-
Possibility of part conversion	✓	-

Table FR1-4: Eligible crop and additional environmental or other requirements in organic farming support schemes

Requirement	Relevance	Details (if applicable) and comments
Restricted eligibility of crops	-	-
Scheme requirements and obligations beyond organic standards	-	-
Other aspects	✓	Farms in conversion can also apply for a tax credit: 2 400 €/farm plus 400 €/ha up to a limit of 4 000 €/farm and year. The tax credit can not be combined with certification or maintenance support.

Table FR1-5: Certification aspects

Certification aspects	Relevance	Details (if applicable) and comments
Certification required	✓	Certification according to (EC) No 834/2007
Organic certification support scheme	✓	<p>For the first two years: 80% of the certification costs.</p> <p>For the next years: payment only for small farms (less than 30 000 € turnover), amount: 150 € per year.</p>

Table FR1-6: Expected future payment revisions

Payment revisions	Relevance	Details (if applicable) and comments
Planned increase/decrease of payment levels	-	-

Table FR1-7: Scheme access

Scheme access	Relevance	Details (if applicable) and comments
Restricted scheme access due to budget constraints	ND	-

Table FR1-8: Combinations with agri-environmental measures (on-top-measures)

Name of the measure Requirements and eligibility conditions	On-top payment	Combination is:
None		Optional <input type="checkbox"/> Compulsory <input type="checkbox"/>

Country files – France: Basse-Normandie

The information on the current organic support scheme in Basse-Normandie was provided by Yvonne Henkel, Fédération Nationale d'Agriculture Biologique des régions de France (FNAB), France. Other sources are indicated below the tables where applicable.

Table FR2-1.1: Overview of the payments to organic producers in 2009

Land type	Additional differentiation	Conversion		Main-tenance ¹⁾ €/ha	Comments
		1-2 years €/ha	3-5 years €/ha		
Permanent grassland, chestnut trees	-	100	100	-	-
Annual cultures, temporary grassland	-	200	200	-	-
Vineyards, vegetables, aromatic and medicinal plants + for perfumes	-	350	350	-	-
Market gardening, fruit growing	-	900	900	-	Market gardening: protected production or, in open production, at least two successive crops in 1 year

1) Maintenance payments were not available in 2009. Maintenance support is available in 2010 through a new article 68 measure (payment rates as in other regions in 2009).

Source: Chambre d'Agriculture Manche (2009 and 2010) and FNAB (2009).

Table FR2-1.2: Differences in payment rates between 2004 and 2009

Land type	Additional differentiation	Conversion		Main-tenance ¹⁾ €/ha	Comments
		1-2 years €/ha	3-5 years €/ha		
Permanent grassland, chestnut trees	-	-60	Year 3-4: +20 Year 5: +47	-	-
Annual cultures, temporary grassland	-	-166	Year 3-4: +17 Year 5: +78	-	-
Vegetables (open fields), aromatic and medicinal plants + for perfumes	-	-107	Year 3-4: +121 Year 5: +198	-	-
Vineyards	(excludes first 10 ha)	-222	Year 3: -222 Year 4: +7 Year 5: +121	-	Compared to the category 'specialised olive groves and vines' in 2004.
	(up to 10 ha)	-527	Year 3: -527 Year 4: -176 Year 5: -1	-	Compared to the category 'other permanent crops and vines' in 2004
Fruit growing	-	+443	Year 3-4: +671 Year 5: +748	-	Compared to the category 'orchards' in 2004
Market gardening	-	-	-	-	No comparable category did exist in the previous RDP

1) In the previous programme period no maintenance payments were included in the organic support scheme. Only conversion was supported.

The calculated differences reflect the situation for 2010, when the maintenance payment is offered.

Source: Based on Tuson and Lampkin (2007), Chambre d'Agriculture Manche (2009 and 2010) and FNAB (2009).

Table FR2-2: Payment limits

	Maximum limit (size or amount)	Minimum limit (size or amount)	Payment degression	Stocking rate limit	
				Minimum	Maximum
Limits	-	300 €/farm and year	-	0.2 LU/ha (grassland)	-
Comment	-	-	-	-	-

Table FR2-3: Conversion and management requirements

Requirement	Relevance	Details (if applicable) and comments
Organic management of livestock	-	<p>The national framework does not require that livestock enterprises are managed organically, if crop enterprises are in organic conversion or maintenance. Livestock has only to be managed organically to qualify for the grassland payment.</p> <p>Livestock has only to be managed organically to qualify for the grassland payment.</p> <p>On the other hand, the whole farm (including livestock) has to be managed organically, if livestock enterprises are converted or established organic systems.</p>
Possibility of gradual conversion	✓	-
Possibility of part conversion	✓	-

Table FR2-4: Eligible crop and additional environmental or other requirements in organic farming support schemes

Requirement	Relevance	Details (if applicable) and comments
Restricted eligibility of crops	-	-
Scheme requirements and obligations beyond organic standards	-	-
Other aspects	✓	Farms in conversion can also apply for a tax credit: 2 400 €/farm plus 400 €/ha up to a limit of 4 000 €/farm and year. The tax credit be combined with certification or maintenance support.

Table FR2-5: Certification aspects

Certification aspects	Relevance	Details (if applicable) and comments
Certification required	✓	Certification according to (EC) No 834/2007
Organic certification support scheme	✓	50 % of the amount spent on certification (up to 300 €)

Table FR2-6: Expected future payment revisions

Payment revisions	Relevance	Details (if applicable) and comments
Planned increase/decrease of payment levels	ND	-

Table FR2-7: Scheme access

Scheme access	Relevance	Details (if applicable) and comments
Restricted scheme access due to budget constraints	-	-

Table FR2-8: Combinations with agri-environmental measures (on-top-measures)

Name of the measure Requirements and eligibility conditions	On-top payment	Combination is:
None		Optional <input type="checkbox"/> Compulsory <input type="checkbox"/>

Country files – France: Bretagne

The information on the current organic support scheme in Bretagne was provided by Yvonne Henkel, Fédération Nationale d'Agriculture Biologique des regions de France (FNAB), France. Other sources are indicated below the tables where applicable.

Table FR3-1.1: Overview of the payments to organic producers in 2009

Land type	Additional differentiation	Conversion		Main-tenance €/ha	Comments
		1-2 years €/ha	3-5 years €/ha		
Permanent grassland, chestnut trees	-	100	100	80	-
Annual cultures, temporary grassland	-	200	200	100	-
Vineyards, vegetables, aromatic and medicinal plants + for perfumes	-	350	350	150	-
Market gardening, fruit growing	-	900	900	590	Market gardening: protected production or, in open production, at least two successive crops in 1 year

Table FR3-1.2: Differences in payment rates between 2004 and 2009

Land type	Additional differentiation	Conversion		Main-tenance ¹⁾ €/ha	Comments
		1-2 years €/ha	3-5 years €/ha		
Permanent grassland, chestnut trees	-	-60	Year 3-4: +20 Year 5: +47	+80	-
Annual cultures, temporary grassland	-	-166	Year 3-4: +17 Year 5: +78	+100	-
Vegetables (open fields), aromatic and medicinal plants + for perfumes	-	-107	Year 3-4: +121 Year 5: +198	+150	-
Vineyards	(excludes first 10 ha)	-222	Year 3: -222 Year 4: +7 Year 5: +121	+150	Compared to the category 'specialised olive groves and vines' in 2004.
	(up to 10 ha)	-527	Year 3: -527 Year 4: -176 Year 5: -1	+150	Compared to the category 'other permanent crops and vines' in 2004
Fruit growing	-	+443	Year 3-4: +671 Year 5: +748	+590	Compared to the category 'orchards' in 2004
Market gardening	-	-	-	-	No comparable category did exist in the previous RDP

1) In the previous programme period no maintenance payments were included in the organic support scheme. Only conversion was supported.

Source: Based on Tuson and Lampkin (2007) and FNAB (2009).

Table FR3-2: Payment limits

	Maximum limit (size or amount)	Minimum limit (size or amount)	Payment degression	Stocking rate limit	
				Minimum	Maximum
Limits	15 200 €/farm and year (conversion) 7 600 €/farm and year (maintenance)	300 €/farm and year	-	0.2 LU/ha (grassland)	-
Comment	-	-	-	-	-

Table FR3-3: Conversion and management requirements

Requirement	Relevance	Details (if applicable) and comments
Organic management of livestock	-	<p>The national framework does not require that livestock enterprises are managed organically, if crop enterprises are in organic conversion or maintenance. Livestock has only to be managed organically to qualify for the grassland payment.</p> <p>On the other hand, the whole farm (including livestock) has to be managed organically, if livestock enterprises are converted or established organic systems.</p>
Possibility of gradual conversion	✓	-
Possibility of part conversion	✓	-

Table FR3-4: Eligible crop and additional environmental or other requirements in organic farming support schemes

Requirement	Relevance	Details (if applicable) and comments
Restricted eligibility of crops	-	-
Scheme requirements and obligations beyond organic standards	-	-
Other aspects	✓	Farms in conversion can also apply for a tax credit: 2 400 €/farm plus 400 €/ha up to a limit of 4 000 €/farm and year. The tax credit be combined with certification or maintenance support.

Table FR3-5: Certification aspects

Certification aspects	Relevance	Details (if applicable) and comments
Certification required	✓	Certification according to (EC) No 834/2007
Organic certification support scheme	✓	1 000 € for costs of certification and technical advice (only in the Department Finistère)

Table FR3-6: Expected future payment revisions

Payment revisions	Relevance	Details (if applicable) and comments
Planned increase/decrease of payment levels	-	-

Table FR3-7: Scheme access

Scheme access	Relevance	Details (if applicable) and comments
Restricted scheme access due to budget constraints	ND	-

Table FR3-8: Combinations with agri-environmental measures (on-top-measures)

Name of the measure Requirements and eligibility conditions	On-top payment	Combination is:
None		Optional <input type="checkbox"/> Compulsory <input type="checkbox"/>

Country files – France: Franche-Comté

The information on the current organic support scheme in Franche-Comté was provided by Yvonne Henkel, Fédération Nationale d'Agriculture Biologique des régions de France (FNAB), France. Other sources are indicated below the tables where applicable.

Table FR4-1.1: Overview of the payments to organic producers in 2009

Land type	Additional differentiation	Conversion		Main-tenance ¹⁾ €/ha	Comments
		1-2 years €/ha	3-5 years €/ha		
Permanent grassland, chestnut trees	-	100	100	-	-
Annual cultures, temporary grassland	-	200	200	-	-
Vineyards, vegetables, aromatic and medicinal plants + for perfumes	-	350	350	-	-
Market gardening, fruit growing	-	900	900	-	Market gardening: protected production or, in open production, at least two successive crops in 1 year

1) Maintenance payments were not available in 2009. Maintenance support is available in 2010 through a new article 68 measure (payment rates as in other regions in 2009).

Source: FNAB (2009) and Direction Départementale des Territoires du Jura (2010).

Table FR4-1.2: Differences in payment rates between 2004 and 2009

Land type	Additional differentiation	Conversion		Main-tenance ¹⁾ €/ha	Comments
		1-2 years €/ha	3-5 years €/ha		
Permanent grassland, chestnut trees	-	-60	Year 3-4: +20 Year 5: +47	-	-
Annual cultures, temporary grassland	-	-166	Year 3-4: +17 Year 5: +78	-	-
Vegetables (open fields), aromatic and medicinal plants + for perfumes	-	-107	Year 3-4: +121 Year 5: +198	-	-
Vineyards	(excludes first 10 ha)	-222	Year 3: -222 Year 4: +7 Year 5: +121	-	Compared to the category 'specialised olive groves and vines' in 2004.
	(up to 10 ha)	-527	Year 3: -527 Year 4: -176 Year 5: -1	-	Compared to the category 'other permanent crops and vines' in 2004
Fruit growing	-	+443	Year 3-4: +671 Year 5: +748	-	Compared to the category 'orchards' in 2004
Market gardening	-	-	-	-	No comparable category did exist in the previous RDP

1) In the previous programme period no maintenance payments were included in the organic support scheme. Only conversion was supported.

Source: Based on Tuson and Lampkin (2007), Direction Départementale des Territoires du Jura (2010) and FNAB (2009).

Table FR4-2: Payment limits

	Maximum limit (size or amount)	Minimum limit (size or amount)	Payment degression	Stocking rate limit	
				Minimum	Maximum
Limits	15 200 €/farm and year (conversion)	300 €/farm and year	-	0.2 LU/ha (grassland)	-
Comment	-	-	-	-	-

Table FR4-3: Conversion and management requirements

Requirement	Relevance	Details (if applicable) and comments
Organic management of livestock	-	<p>The national framework does not require that livestock enterprises are managed organically, if crop enterprises are in organic conversion or maintenance. Livestock has only to be managed organically to qualify for the grassland payment.</p> <p>Livestock has only to be managed organically to qualify for the grassland payment.</p> <p>On the other hand, the whole farm (including livestock) has to be managed organically, if livestock enterprises are converted or established organic systems.</p>
Possibility of gradual conversion	✓	-
Possibility of part conversion	✓	-

Table FR4-4: Eligible crop and additional environmental or other requirements in organic farming support schemes

Requirement	Relevance	Details (if applicable) and comments
Restricted eligibility of crops	-	-
Scheme requirements and obligations beyond organic standards	-	-
Other aspects	✓	Farms in conversion can also apply for a tax credit: 2 400 €/farm plus 400 €/ha up to a limit of 4 000 €/farm and year. The tax credit be combined with certification or maintenance support.

Table FR4-5: Certification aspects

Certification aspects	Relevance	Details (if applicable) and comments
Certification required	✓	Certification according to (EC) No 834/2007
Organic certification support scheme	✓	The region pays 80 % of the certification costs for the first three years. Vegetable growers receive 100 %.

Table FR4-6: Expected future payment revisions

Payment revisions	Relevance	Details (if applicable) and comments
Planned increase/decrease of payment levels	ND	-

Table FR4-7: Scheme access

Scheme access	Relevance	Details (if applicable) and comments
Restricted scheme access due to budget constraints	ND	-

Table FR4-8: Combinations with agri-environmental measures (on-top-measures)

Name of the measure Requirements and eligibility conditions	On-top payment	Combination is:
None		Optional <input type="checkbox"/> Compulsory <input type="checkbox"/>

Country files – France: Haute-Normandie

The information on the current organic support scheme in Haute-Normandie was provided by Yvonne Henkel, Fédération Nationale d'Agriculture Biologique des régions de France (FNAB), France. Other sources are indicated below the tables where applicable.

Table FR5-1.1: Overview of the payments to organic producers in 2009

Land type	Additional differentiation	Conversion		Main-tenance ¹⁾ €/ha	Comments
		1-2 years €/ha	3-5 years €/ha		
Permanent grassland, chestnut trees	-	100	100	-	-
Annual cultures, temporary grassland	-	200	200	-	-
Vineyards, vegetables, aromatic and medicinal plants + for perfumes	-	350	350	-	-
Market gardening, fruit growing	-	900	900	-	Market gardening: protected production or, in open production, at least two successive crops in 1 year

1) Maintenance payments were not available in 2009. Maintenance support is available in 2010 through a new article 68 measure (payment rates as in other regions in 2009)

Source: Chambre d'Agriculture Manche (2009 and 2010) and FNAB (2009).

Table FR5-1.2: Differences in payment rates between 2004 and 2009

Land type	Additional differentiation	Conversion		Main-tenance ¹⁾ €/ha	Comments
		1-2 years €/ha	3-5 years €/ha		
Permanent grassland, chestnut trees	-	-60	Year 3-4: +20 Year 5: +47	-	-
Annual cultures, temporary grassland	-	-166	Year 3-4: +17 Year 5: +78	-	-
Vegetables (open fields), aromatic and medicinal plants + for perfumes	-	-107	Year 3-4: +121 Year 5: +198	-	-
Vineyards	(excludes first 10 ha)	-222	Year 3: -222 Year 4: +7 Year 5: +121	-	Compared to the category 'specialised olive groves and vines' in 2004.
	(up to 10 ha)	-527	Year 3: -527 Year 4: -176 Year 5: -1	-	Compared to the category 'other permanent crops and vines' in 2004
Fruit growing	-	+443	Year 3-4: +671 Year 5: +748	-	Compared to the category 'orchards' in 2004
Market gardening	-	-	-	-	No comparable category did exist in the previous RDP

1) In the previous programme period no maintenance payments were included in the organic support scheme. Only conversion was supported.

Source: Based on Tuson and Lampkin (2007), Chambre d'Agriculture Manche (2009 and 2010) and FNAB (2009).

Table FR5-2: Payment limits

	Maximum limit (size or amount)	Minimum limit (size or amount)	Payment degression	Stocking rate limit	
				Minimum	Maximum
Limits	-	300 €/farm and year	-	0.2 LU/ha (grassland)	-
Comment	-	-	-	-	-

Table FR5-3: Conversion and management requirements

Requirement	Relevance	Details (if applicable) and comments
Organic management of livestock	-	<p>The national framework does not require that livestock enterprises are managed organically, if crop enterprises are in organic conversion or maintenance. Livestock has only to be managed organically to qualify for the grassland payment.</p> <p>Livestock has only to be managed organically to qualify for the grassland payment.</p> <p>On the other hand, the whole farm (including livestock) has to be managed organically, if livestock enterprises are converted or established organic systems.</p>
Possibility of gradual conversion	✓	-
Possibility of part conversion	✓	-

Table FR5-4: Eligible crop and additional environmental or other requirements in organic farming support schemes

Requirement	Relevance	Details (if applicable) and comments
Restricted eligibility of crops	-	-
Scheme requirements and obligations beyond organic standards	-	-
Other aspects	✓	Farms in conversion can also apply for a tax credit: 2 400 €/farm plus 400 €/ha up to a limit of 4 000 €/farm and year. The tax credit be combined with certification or maintenance support.

Table FR5-5: Certification aspects

Certification aspects	Relevance	Details (if applicable) and comments
Certification required	✓	Certification according to (EC) No 834/2007
Organic certification support scheme	✓	30 % of the certification costs are supported up to a maximum of 150 €.

Table FR5-6: Expected future payment revisions

Payment revisions	Relevance	Details (if applicable) and comments
Planned increase/decrease of payment levels	-	-

Table FR5-7: Scheme access

Scheme access	Relevance	Details (if applicable) and comments
Restricted scheme access due to budget constraints	-	-

Table FR5-8: Combinations with agri-environmental measures (on-top-measures)

Name of the measure Requirements and eligibility conditions	On-top payment	Combination is:
None		Optional <input type="checkbox"/> Compulsory <input type="checkbox"/>

Country files – France: Ile-de-France

The information on the current organic support scheme in Ile-de-France was provided by Yvonne Henkel, Fédération Nationale d'Agriculture Biologique des regions de France (FNAB), France. Other sources are indicated below the tables where applicable.

Table FR6-1.1: Overview of the payments to organic producers in 2009

Land type	Additional differentiation	Conversion		Main-tenance ¹⁾ €/ha	Comments
		1-2 years €/ha	3-5 years €/ha		
Permanent grassland, chestnut trees	-	100	100	151	-
Annual cultures, temporary grassland	-	200	200	151	-
Vineyards, vegetables, aromatic and medicinal plants + for perfumes	-	350	350	600	-
Market gardening	-	900	900	600	Market gardening: protected production or, in open production, at least two successive crops in 1 year
Fruit growing	-	900	900	900	-

1) Maintenance payments have been set above the national payment rates through cofinancing by the l'Agence de l'Eau.

Table FR6-1.2: Differences in payment rates between 2004 and 2009

Land type	Additional differentiation	Conversion		Main-tenance ¹⁾ €/ha	Comments
		1-2 years €/ha	3-5 years €/ha		
Permanent grassland, chestnut trees	-	-60	Year 3-4: +20 Year 5: +47	+151	-
Annual cultures, temporary grassland	-	-166	Year 3-4: +17 Year 5: +78	+151	-
Vegetables (open fields), aromatic and medicinal plants + for perfumes	-	-107	Year 3-4: +121 Year 5: +198	+600	-
Vineyards	(excludes first 10 ha)	-222	Year 3: -222 Year 4: +7 Year 5: +121	+600	Compared to the category 'specialised olive groves and vines' in 2004.
	(up to 10 ha)	-527	Year 3: -527 Year 4: -176 Year 5: -1	+600	Compared to the category 'other permanent crops and vines' in 2004
Fruit growing	-	+443	Year 3-4: +671 Year 5: +748	+900	Compared to the category 'orchards' in 2004
Market gardening	-	-	-	-	No comparable category did exist in the previous RDP

1) In the previous programme period no maintenance payments were included in the organic support scheme. Only conversion was supported.

Source: Based on Tuson and Lampkin (2007) and FNAB (2009).

Table FR6-2: Payment limits

	Maximum limit (size or amount)	Minimum limit (size or amount)	Payment degression	Stocking rate limit	
				Minimum	Maximum
Limits	20 000 €/farm and year (if financed by l'Agence de l'Eau) 7 600 €/farm and year financed by Conseil Regional) 3 000 €/farm and year vegetables up to 5 ha)	-	-	-	-
Comment	-	-	-	-	-

Source: GAB IdF (2008).

Table FR6-3: Conversion and management requirements

Requirement	Relevance	Details (if applicable) and comments
Organic management of livestock	-	<p>The national framework does not require that livestock enterprises are managed organically, if crop enterprises are in organic conversion or maintenance. Livestock has only to be managed organically to qualify for the grassland payment.</p> <p>Livestock has only to be managed organically to qualify for the grassland payment.</p> <p>On the other hand, the whole farm (including livestock) has to be managed organically, if livestock enterprises are converted or established organic systems.</p>
Possibility of gradual conversion	✓	-
Possibility of part conversion	✓	-

Table FR6-4: Eligible crop and additional environmental or other requirements in organic farming support schemes

Requirement	Relevance	Details (if applicable) and comments
Restricted eligibility of crops	-	-
Scheme requirements and obligations beyond organic standards	-	-
Other aspects	✓	Farms in conversion can also apply for a tax credit: 2 400 €/farm plus 400 €/ha up to a limit of 4 000 €/farm and year. The tax credit be combined with certification or maintenance support.

Table FR6-5: Certification aspects

Certification aspects	Relevance	Details (if applicable) and comments
Certification required	✓	Certification according to (EC) No 834/2007
Organic certification support scheme	✓	Compensation of 80 % of the costs by the Conseil Regional

Table FR6-6: Expected future payment revisions

Payment revisions	Relevance	Details (if applicable) and comments
Planned increase/decrease of payment levels	-	-

Table FR6-7: Scheme access

Scheme access	Relevance	Details (if applicable) and comments
Restricted scheme access due to budget constraints	-	-

Table FR6-8: Combinations with agri-environmental measures (on-top-measures)

Name of the measure Requirements and eligibility conditions	On-top payment	Combination is:
None		Optional <input type="checkbox"/> Compulsory <input type="checkbox"/>

Country files – France: Lorraine

The information on the current organic support scheme in Lorraine was provided by Yvonne Henkel, Fédération Nationale d'Agriculture Biologique des regions de France (FNAB), France. Other sources are indicated below the tables where applicable.

Table FR7-1.1: Overview of the payments to organic producers in 2009

Land type	Additional differentiation	Conversion		Main-tenance ¹⁾ €/ha	Comments
		1-2 years €/ha	3-5 years €/ha		
Permanent grassland, chestnut trees	-	100	100	-	-
Annual cultures, temporary grassland	-	200	200	-	-
Vineyards, vegetables, aromatic and medicinal plants + for perfumes	-	350	350	-	-
Market gardening, fruit growing	-	900	900	-	Market gardening: protected production or, in open production, at least two successive crops in 1 year

1) Maintenance payments were not available in 2009. Maintenance support is available in 2010 through a new article 68 measure (payment rates as in other regions in 2009).

Source: FNAB (2009) and CGA de Lorraine (2009).

Table FR7-1.2: Differences in payment rates between 2004 and 2009

Land type	Additional differentiation	Conversion		Main-tenance ¹⁾ €/ha	Comments
		1-2 years €/ha	3-5 years €/ha		
Permanent grassland, chestnut trees	-	-60	Year 3-4: +20 Year 5: +47	-	-
Annual cultures, temporary grassland	-	-166	Year 3-4: +17 Year 5: +78	-	-
Vegetables (open fields), aromatic and medicinal plants + for perfumes	-	-107	Year 3-4: +121 Year 5: +198	-	-
Vineyards	(excludes first 10 ha)	-222	Year 3: -222 Year 4: +7 Year 5: +121	-	Compared to the category 'specialised olive groves and vines' in 2004.
	(up to 10 ha)	-527	Year 3: -527 Year 4: -176 Year 5: -1	-	Compared to the category 'other permanent crops and vines' in 2004
Fruit growing	-	+443	Year 3-4: +671 Year 5: +748	-	Compared to the category 'orchards' in 2004
Market gardening	-	-	-	-	No comparable category did exist in the previous RDP

1) In the previous programme period no maintenance payments were included in the organic support scheme. Only conversion was supported.

Source: Based on Tuson and Lampkin (2007), CGA de Lorraine (2009) and FNAB (2009).

Table FR7-2: Payment limits

	Maximum limit (size or amount)	Minimum limit (size or amount)	Payment degression	Stocking rate limit	
				Minimum	Maximum
Limits	20 000 €/farm and year (conversion)	300 €/farm and year	-	0.2 LU/ha (grassland)	-
Comment	-	-	-	-	-

Source: CGA de Lorraine (2009).

Table FR7-3: Conversion and management requirements

Requirement	Relevance	Details (if applicable) and comments
Organic management of livestock	-	<p>The national framework does not require that livestock enterprises are managed organically, if crop enterprises are in organic conversion or maintenance. Livestock has only to be managed organically to qualify for the grassland payment.</p> <p>Livestock has only to be managed organically to qualify for the grassland payment.</p> <p>On the other hand, the whole farm (including livestock) has to be managed organically, if livestock enterprises are converted or established organic systems.</p>
Possibility of gradual conversion	✓	-
Possibility of part conversion	✓	-

Table FR7-4: Eligible crop and additional environmental or other requirements in organic farming support schemes

Requirement	Relevance	Details (if applicable) and comments
Restricted eligibility of crops	-	-
Scheme requirements and obligations beyond organic standards	-	-
Other aspects	✓	Farms in conversion can also apply for a tax credit: 2 400 €/farm plus 400 €/ha up to a limit of 4 000 €/farm and year. The tax credit be combined with certification or maintenance support.

Table FR7-5: Certification aspects

Certification aspects	Relevance	Details (if applicable) and comments
Certification required	✓	Certification according to (EC) No 834/2007
Organic certification support scheme	✓	80 % of annual certification costs (up to 500 €)

Table FR7-6: Expected future payment revisions

Payment revisions	Relevance	Details (if applicable) and comments
Planned increase/decrease of payment levels	ND	-

Table FR7-7: Scheme access

Scheme access	Relevance	Details (if applicable) and comments
Restricted scheme access due to budget constraints	ND	-

Table FR7-8: Combinations with agri-environmental measures (on-top-measures)

Name of the measure Requirements and eligibility conditions	On-top payment	Combination is:
None		Optional <input type="checkbox"/> Compulsory <input type="checkbox"/>

Country files – France: Picardie

The information on the current organic support scheme in Picardie was provided by Yvonne Henkel, Fédération Nationale d'Agriculture Biologique des regions de France (FNAB), France. Other sources are indicated below the tables where applicable.

Table FR8-1.1: Overview of the payments to organic producers in 2009

Land type	Additional differentiation	Conversion		Main-tenance €/ha	Comments
		1-2 years €/ha	3-5 years €/ha		
Permanent grassland, chestnut trees	-	100	100	80	-
Annual cultures, temporary grassland	-	200	200	100	-
Vineyards, vegetables, aromatic and medicinal plants + for perfumes	-	350	350	150	-
Market gardening, fruit growing	-	900	900	590	Market gardening: protected production or, in open production, at least two successive crops in 1 year

Source: Direction Regionale de l'Agriculture et de la Foret de Picardie (2009a), and Direction Regionale de l'Agriculture et de la Foret de Picardie (2009b) and FNAB (2009).

Table FR8-1.2: Differences in payment rates between 2004 and 2009

Land type	Additional differentiation	Conversion		Main-tenance ¹⁾ €/ha	Comments
		1-2 years €/ha	3-5 years €/ha		
Permanent grassland, chestnut trees	-	-60	Year 3-4: +20 Year 5: +47	+80	-
Annual cultures, temporary grassland	-	-166	Year 3-4: +17 Year 5: +78	+100	-
Vegetables (open fields), aromatic and medicinal plants + for perfumes	-	-107	Year 3-4: +121 Year 5: +198	+150	-
Vineya	(excludes first 10 ha)	-222	Year 3: -222 Year 4: +7 Year 5: +121	+150	Compared to the category 'specialised olive groves and vines' in 2004.
	(up to 10 ha)	-527	Year 3: -527 Year 4: -176 Year 5: -1	+150	Compared to the category 'other permanent crops and vines' in 2004
Fruit growing	-	+443	Year 3-4: +671 Year 5: +748	+590	Compared to the category 'orchards' in 2004
Market gardening	-	-	-	-	No comparable category did exist in the previous RDP

1) In the previous programme period no maintenance payments were included in the organic support scheme. Only conversion was supported.

Source: Based on Tuson and Lampkin (2007), Direction Regionale de l'Agriculture et de la Foret de Picardie (2009a), and Direction Regionale de l'Agriculture et de la Foret de Picardie (2009b) and FNAB (2009).

Table FR8-2: Payment limits

	Maximum limit (size or amount)	Minimum limit (size or amount)	Payment degression	Stocking rate limit	
				Minimum	Maximum
Limits	30 400 €/farm and year (conversion) 15 200 €/farm and year (maintenance)	100 €/farm and year	-	0.2 LU/ha (grassland)	-
Comment	-	-	-	-	-

Source: Direction Regionale de l'Agriculture et de la Foret de Picardie (2009).

Table FR8-3: Conversion and management requirements

Requirement	Relevance	Details (if applicable) and comments
Organic management of livestock	-	<p>The national framework does not require that livestock enterprises are managed organically, if crop enterprises are in organic conversion or maintenance. Livestock has only to be managed organically to qualify for the grassland payment.</p> <p>On the other hand, the whole farm (including livestock) has to be managed organically, if livestock enterprises are converted or established organic systems.</p>
Possibility of gradual conversion	✓	-
Possibility of part conversion	✓	-

Table FR8-4: Eligible crop and additional environmental or other requirements in organic farming support schemes

Requirement	Relevance	Details (if applicable) and comments
Restricted eligibility of crops	-	-
Scheme requirements and obligations beyond organic standards	-	-
Other aspects	✓	Farms in conversion can also apply for a tax credit: 2 400 €/farm plus 400 €/ha up to a limit of 4 000 €/farm and year. The tax credit be combined with certification or maintenance support.

Table FR8-5: Certification aspects

Certification aspects	Relevance	Details (if applicable) and comments
Certification required	✓	Certification according to (EC) No 834/2007
Organic certification support scheme	✓	<p>2 possibilities:</p> <p>Farm 100 % organic: 100 % of certification amount is refunded (up to 1 000 €)</p> <p>Mixed farm: 50 % of certification amount is refunded (up to 1 000 €)</p>

Table FR8-6: Expected future payment revisions

Payment revisions	Relevance	Details (if applicable) and comments
Planned increase/decrease of payment levels	ND	-

Table FR8-7: Scheme access

Scheme access	Relevance	Details (if applicable) and comments
Restricted scheme access due to budget constraints	ND	-

Table FR8-8: Combinations with agri-environmental measures (on-top-measures)

Name of the measure Requirements and eligibility conditions	On-top payment	Combination is:
None		Optional <input type="checkbox"/> Compulsory <input type="checkbox"/>

Country files – France: Rhône-Alpes

The information on the current organic support scheme in Rhône-Alpes was provided by Yvonne Henkel, Fédération Nationale d'Agriculture Biologique des regions de France (FNAB), France. Other sources are indicated below the tables where applicable.

Table FR9-1.1: Overview of the payments to organic producers in 2009

Land type	Additional differentiation	Conversion		Main-tenance ¹⁾ €/ha	Comments
		1-2 years €/ha	3-5 years €/ha		
Permanent grassland, chestnut trees	-	100	100	-	-
Annual cultures, temporary grassland	-	200	200	-	-
Vineyards, vegetables, aromatic and medicinal plants + for perfumes	-	350	350	-	-
Market gardening, fruit growing	-	900	900	-	Market gardening: protected production or, in open production, at least two successive crops in 1 year

1) Maintenance payments were not available in 2009. Maintenance support is available in 2010 through a new article 68 measure (payment rates as in other regions in 2009).

Source: DRAAF Rhône-Alpes (2009) and FNAB (2009).

Table FR9-1.2: Differences in payment rates between 2004 and 2009

Land type	Additional differentiation	Conversion		Main-tenance ¹⁾ €/ha	Comments
		1-2 years €/ha	3-5 years €/ha		
Permanent grassland, chestnut trees	-	-60	Year 3-4: +20 Year 5: +47	-	-
Annual cultures, temporary grassland	-	-166	Year 3-4: +17 Year 5: +78	-	-
Vegetables (open fields), aromatic and medicinal plants + for perfumes	-	-107	Year 3-4: +121 Year 5: +198	-	-
Vineyards	(excludes first 10 ha)	-222	Year 3: -222 Year 4: +7 Year 5: +121	-	Compared to the category 'specialised olive groves and vines' in 2004.
	(up to 10 ha)	-527	Year 3: -527 Year 4: -176 Year 5: -1	-	Compared to the category 'other permanent crops and vines' in 2004
Fruit growing	-	+443	Year 3-4: +671 Year 5: +748	-	Compared to the category 'orchards' in 2004
Market gardening	-	-	-	-	No comparable category did exist in the previous RDP

1) In the previous programme period no maintenance payments were included in the organic support scheme. Only conversion was supported.

Source: Based on Tuson and Lampkin (2007), DRAAF Rhône-Alpes (2009) and FNAB (2009).

Table FR9-2: Payment limits

	Maximum limit (size or amount)	Minimum limit (size or amount)	Payment degression	Stocking rate limit	
				Minimum	Maximum
Limits	15 200 €/farm and year (conversion)	300 €/farm and year	-	0.2 LU/ha (grassland)	-
Comment	-	-	-	-	-

Table FR9-3: Conversion and management requirements

Requirement	Relevance	Details (if applicable) and comments
Organic management of livestock	-	<p>The national framework does not require that livestock enterprises are managed organically, if crop enterprises are in organic conversion or maintenance. Livestock has only to be managed organically to qualify for the grassland payment.</p> <p>Livestock has only to be managed organically to qualify for the grassland payment.</p> <p>On the other hand, the whole farm (including livestock) has to be managed organically, if livestock enterprises are converted or established organic systems.</p>
Possibility of gradual conversion	✓	-
Possibility of part conversion	✓	-

Table FR9-4: Eligible crop and additional environmental or other requirements in organic farming support schemes

Requirement	Relevance	Details (if applicable) and comments
Restricted eligibility of crops	-	-
Scheme requirements and obligations beyond organic standards	-	-
Other aspects	✓	Farms in conversion can also apply for a tax credit: 2 400 €/farm plus 400 €/ha up to a limit of 4 000 €/farm and year. The tax credit be combined with certification or maintenance support.

Table FR9-5: Certification aspects

Certification aspects	Relevance	Details (if applicable) and comments
Certification required	✓	Certification according to (EC) No 834/2007
Organic certification support scheme	✓	50 % to 80 % of the certification cost are supported by the regional government, up to a maximum of 450 € per farm.

Table FR9-6: Expected future payment revisions

Payment revisions	Relevance	Details (if applicable) and comments
Planned increase/decrease of payment levels	-	-

Table FR9-7: Scheme access

Scheme access	Relevance	Details (if applicable) and comments
Restricted scheme access due to budget constraints	-	-

Table FR9-8: Combinations with agri-environmental measures (on-top-measures)

Name of the measure Requirements and eligibility conditions	On-top payment	Combination is:
None		Optional <input type="checkbox"/> Compulsory <input type="checkbox"/>

Country files – Greece

The information on the current organic support scheme in Greece was provided by George Vlahos, Agricultural University Athens (AUA), Greece. Other sources are indicated below the tables where applicable.

Table GR-1.1: Overview of the payments to organic producers in 2009

Land type	Additional differentiation	Conversion		Main-tenance €/ha	Comments
		1-2 years €/ha	3-5 years €/ha		
Pasture	Sheep and goats	180	180	151	Submeasure: Organic livestock Extensive and semi stabled
Pasture	Dairy bovine	339	339	273	Submeasure: Organic livestock Extensive and semi stabled
Pasture	Meat bovine	166	166	166	Submeasure: Organic livestock Extensive and semi stabled
Olive trees	-	756	756	415	Submeasure: Organic plant production
Vineyards	-	900	900	900	Submeasure: Organic plant production
Corn	Feedstuff	600	600	600	Submeasure: Organic plant production Includes certification cost 64 €
Alfalfa	-	600	600	425	Submeasure: Organic plant production Includes certification cost 36 €
Cotton	-	534	534	525	Submeasure: Organic plant production Includes certification cost 60 €
Cereals, rice, legumes, helianthus, other annual crops	-	320	320	247	Submeasure: Organic plant production
Other crops for non human consumption	-	360	360	288	Submeasure: Organic plant production Includes certification cost 40 €
Aromatic plants	-	320	320	247	
Crocus sativus	-	900	900	900	

Table GR-1.2: Differences in payment rates between 2004 and 2009

Land type	Additional differentiation	Conversion		Main-tenance €/ha	Comments
		1-2 years €/ha	3-5 years €/ha		
Pasture	-	-	-	-	In 2004 simplified livestock payments were implemented: Animal payments per head: 69 €/LU (dairy cow), 69-74 €/LU (suckler cow), 250-280 €/LU (fattening cattle 6-24 months), 236 €/LU (goat/sheep, older than 1 year), 550 €/LU (sow)
Olive trees	Oil production	+34	+34	-307	-
	Olive production	-144	-144	-485	-
Vineyards	-	unchanged	unchanged	unchanged	-
Corn	Feedstuff	unchanged	unchanged	unchanged	-
Alfalfa	-	-	-	-	-
Cotton	-	-	-	-	-
Cereals, rice, legumes, helianthus, other annual crops	-	-15	-15	-88	-
Other crops for non human consumption	-	-	-	-	-
Aromatic plants	-	-15	-15	-88	-
Crocus sativus	-	unchanged	unchanged	unchanged	-

Source: Based on Tuson and Lampkin (2007) and AUA (2009).

Table GR-2: Payment limits

	Maximum limit (size or amount)	Minimum limit (size or amount)	Payment degression	Stocking rate limit	
				Minimum	Maximum
Limits	-	0.2 ha (annual crops) 0.1 ha (tree crops)	-	-	3 LU/ha
Comment	-	-	-	-	Or specific locally arranged limit

Table GR-3: Conversion and management requirements

Requirement	Relevance	Details (if applicable) and comments
Organic management of livestock	✓	-
Possibility of gradual conversion	-	-
Possibility of part conversion	✓	-

Table GR-4: Eligible crop and additional environmental or other requirements in organic farming support schemes

Requirement	Relevance	Details (if applicable) and comments
Restricted eligibility of crops	✓	e.g. Crocus sativus
Scheme requirements and obligations beyond organic standards	✓	Mandatory training
Other aspects	-	-

Table GR-5: Certification aspects

Certification aspects	Relevance	Details (if applicable) and comments
Certification required	✓	Certification according to EC No 834/2007 and Law No 242/2000
Organic certification support scheme	(✓)	Certification costs for food crops are covered by a food quality scheme in axis 1. Certification costs for non-food crops are included in the calculation of organic payments and vary between 36 € for alfalfa and 64 € for corn.

Table GR-6: Expected future payment revisions

Payment revisions	Relevance	Details (if applicable) and comments
Planned increase/decrease of payment levels	✓	Revisions of the payment rates are planned, but no information on the direction of change was available at this point.

Table GR-7: Scheme access

Scheme access	Relevance	Details (if applicable) and comments
Restricted scheme access due to budget constraints	✓	No new call for application has been issued since approval in 2007.

Table GR-8: Combinations with agri-environmental measures (on-top-measures)

Name of the measure Requirements and eligibility conditions	On-top payment	Combination is:
Protection of the traditional olive grove of Amfissa	Up to the maximum level of payment of AEMs	Optional <input checked="" type="checkbox"/> Compulsory <input type="checkbox"/>

Country files – Hungary

The information on the current organic support scheme in Hungary was provided by Gyöngyi Kürthy, Research Institute of Agricultural Economics (AKII), Hungary. Other sources are indicated below the tables where applicable.

Table HU-1.1: Overview of the payments to organic producers in 2009

Land type	Additional differentiation	Conversion		Main-tenance €/ha	Comments
		1-3 years €/ha	4-5 years €/ha		
Vegetables	-	359	203	203	-
Arable crops	-	212	161	161	-
For special vegetables (some protected varieties)	-	485	274	274	-
For special arable crops (protected varieties)	-	301	217	217	-
Pastures, not under Nature 2000 Program, grazing	-	116	116	116	Organic pastures are only supported by a maintenance payment, but farmers receive the payment from the first year of conversion.
Pastures, not under Nature 2000 Program, mowing	-	79	79	79	
Pastures, under Nature 2000 Program, grazing	-	85	85	85	
Pastures, under Nature 2000 Program, mowing	-	48	48	48	
Orchards, apple type varieties	-	900	722	722	-
Orchards, stone-fruits	-	859	557	557	-
Orchards, berries	-	757	365	365	-
Orchards, vineyards mixed plantation	-	859	557	557	-
Vineyards	-	827	525	525	-

Table HU-1.2: Differences in payment rates between 2004 and 2009

Land type	Additional differentiation	Conversion		Main-tenance €/ha	Comments
		1-3 years €/ha	4-5 years €/ha		
Vegetables	-	+30	+1	+1	-
Arable crops	-	+34	+34	+34	-
For special vegetables (some protected varieties)	-	+156	+72	+72	-
For special arable crops (protected varieties)	-	+123	+90	+90	-
Pastures, not under Nature 2000 Program, grazing	-	+57	+57	+57	Organic pastures are only supported by a maintenance payment, but farmers receive the payment from the first year of conversion.
Pastures, not under Nature 2000 Program, mowing	-	+20	+20	+20	
Pastures, under Nature 2000 Program, grazing	-	+26	+26	+26	
Pastures, under Nature 2000 Program, mowing	-	-11	-11	-11	
Orchards, apple type varieties	-	+500	+441	+441	Compared to the category 'permanent crops' in the previous programme.
Orchards, stone-fruits	-	+459	+276	+276	
Orchards, berries	-	+357	+84	+84	
Orchards, vineyards mixed plantation	-	+459	+276	+276	
Vineyards	-	+827	+244	+244	

Source: Based on Hrabalova et al. (2005) and AKII (2009).

Table HU-2: Payment limits

	Maximum limit (size or amount)	Minimum limit (size or amount)	Payment degression	Stocking rate limit	
				Minimum	Maximum
Limits	75 ha (plot of arable land)	1 ha (arable land and pastures) 0.5 ha (orchards and vineyards)	-	0.2 LU/ ha	-
Comment	-	-	-	Applies to pasture payments	-

Table HU-3: Conversion and management requirements

Requirement	Relevance	Details (if applicable) and comments
Organic management of livestock	-	-
Possibility of gradual conversion	-	-
Possibility of part conversion	-	-

Table HU-4: Eligible crop and additional environmental or other requirements in organic farming support schemes

Requirement	Relevance	Details (if applicable) and comments
Restricted eligibility of crops	-	-
Scheme requirements and obligations beyond organic standards	-	-
Other aspects	-	-

Table HU-5: Certification aspects

Certification aspects	Relevance	Details (if applicable) and comments
Certification required	✓	Certification according to (EC) No 834/2007
Organic certification support scheme	-	-

Table HU-6: Expected future payment revisions

Payment revisions	Relevance	Details (if applicable) and comments
Planned increase/decrease of payment levels	-	-

Table HU-7: Scheme access

Scheme access	Relevance	Details (if applicable) and comments
Restricted scheme access due to budget constraints	-	Between 2002-2004 approximately 80 % of the applications supported, while between 2004-2006 only 65-70 % of the applicants received funding. The new agri-environmental payments were “opened” only in 2009 and no data on the support rate was available at the time of the report.

Table HU-8: Combinations with agri-environmental measures (on-top-measures)

Name of the measure Requirements and eligibility conditions	On-top payment	Combination is:
Natura 2000 payment	38 €/ha	Optional <input checked="" type="checkbox"/> Compulsory <input type="checkbox"/>

Country files – Ireland

The information on the current organic support scheme in Ireland was provided by Nic Lampkin and Susanne Padel, Organic Research Centre, England, based on the 2009 edition of the Organic Farm Management Handbook. Other sources are indicated below the tables where applicable.

Table IE-1.1: Overview of the payments to organic producers in 2009¹⁾

Land type	Additional differentiation	Conversion		Main-tenance €/ha	Comments
		1-2 years €/ha	3-5 years €/ha		
Horticultural holdings	-	283 for 1 st 6 ha	142 for 1 st 6 ha	142 for 1 st 6 ha	Higher payment levels for horticultural holdings only applicable to first 6 ha. At least 50 % of the area eligible for payment must be cropped. For areas above 6 ha the same payments rates as for farmland apply.
Farmland	Between 3 ha and 55 ha	212	-	106	Maintenance: 15 €/ha for land above 55 ha
All other land	>55 ha	30	15	15	-

1) Stockless non-REPS farmers applying green cover during the conversion period may qualify for an additional payment of 240 Euros per ha per year up to a maximum of 40 ha. Producers must register with an approved control body.

Table IE-1.2: Differences in payment rates between 2006 and 2009

Land type	Additional differentiation	Conversion		Main-tenance €/ha	Comments
		1-2 years €/ha	3-5 years €/ha		
Horticultural holdings	-	+42	+21	+21	Higher payment levels for horticultural holdings only applied to first 3 ha.
Farmland	Between 3 ha and 55 ha	+31	+15	+15	Maintenance: 15 €/ha for land above 55 ha
All other land	>55 ha	unchanged	unchanged	unchanged	-

Source: Based on DARFD (2006) and Organic Research Centre (2009).

Table IE-2: Payment limits

	Maximum limit (size or amount)	Minimum limit (size or amount)	Payment degression	Stocking rate limit	
				Minimum	Maximum
Limits	-	3 ha (agriculture) 1 ha (horticulture)	Horticulture: • 1-6 ha • 7-55 ha • >55 ha Agriculture: • 3-55 ha • >55 ha	Payments will be reduced if livestock pro- duction is below 0.5 LU/ha on forage area.	-
Comment	-	-	Payments in in table 1a	-	-

Table IE-3: Conversion and management requirements

Requirement	Relevance	Details (if applicable) and comments
Organic management of livestock	✓	-
Possibility of gradual conversion	✓	-
Possibility of part conversion	✓	-

Table IE-4: Eligible crop and additional environmental or other requirements in organic farming support schemes

Requirement	Relevance	Details (if applicable) and comments
Restricted eligibility of crops	-	-
Scheme requirements and obligations beyond organic standards	-	There are none in 2009, but once the scheme will be relaunched in 2010 there will be additional requirements.
Other aspects	✓	There used to be a compulsory link to the Rural Environment Protection scheme with organic support as a supplementary measure but the schemes have now been separated.

Table IE-5: Certification aspects

Certification aspects	Relevance	Details (if applicable) and comments
Certification required	✓	Certification according to EC No 834/2007
Organic certification support scheme	✓	Each Certification Body is paid €121 for each operator, at the end of the year.

Table IE-6: Expected future payment revisions

Payment revisions	Relevance	Details (if applicable) and comments
Planned increase/decrease of payment levels	-	-

Table IE-7: Scheme access

Scheme access	Relevance	Details (if applicable) and comments
Restricted scheme access due to budget constraints	-	-

Table IE-8: Combinations with agri-environmental measures (on-top-measures)

Name of the measure Requirements and eligibility conditions	On-top payment	Combination is:
The support for organic farming can be combined with the Rural Environment Protection Scheme (REPS)	REPS annual payment 200 €/ha for 1st 20 ha, 175 €/ha for next 20 ha, 70 €/ha for next 15 ha and 10 €/ha for the remainder	Optional <input checked="" type="checkbox"/>
		Compulsory <input type="checkbox"/>

Country files – Italy: Abruzzo

The information on the current organic support scheme in Abruzzo was provided by Filippo Chiozzotto, National Institute of Agricultural Economics (INEA), Italy. Other sources are indicated below the tables where applicable.

Table IT1-1.1: Overview of the payments to organic producers in 2007

Land type	Additional differentiation	Conversion		Main-tenance €/ha	Comments
		1-2 years €/ha	3-5 years €/ha		
Arable land	-	180	180	150	-
Forage crops	-	120	120	100	-
Vegetables, potatoes, sugar-beet and other annual herbaceous crops	-	500	500	400	-
Olive trees	-	600	600	500	-
Vineyards	-	700	700	600	-
Orchards and other agricultural tree-like crops	-	700	700	600	-
Dairy farming	-	380	380	350	Livestock payments are granted per ha of forage area, but can not be combined with the payment for forage crops
Beef cattle	-	330	330	300	

Table IT1-1.2: Differences in payment rates between 2004 and 2007

Land type	Additional differentiation	Conversion		Main-tenance €/ha	Comments
		1-2 years €/ha	3-5 years €/ha		
Arable land	-	-60 (P)	-60 (P)	-90 (P)	P – preferential areas O – ordinary areas
		-20 (O)	-20 (O)	-50 (O)	
		unchanged (P)	unchanged (P)	-20 (P)	
Forage crops	-	+20 (O)	+20 (O)	unchanged (O)	In the previous programme period the regional authority in Abruzzo granted higher payment rates to applicants with holdings in preferential areas. These areas were identified in accordance with regional development strategies as well as in line with local territories' main features and needs in term of environment conservation.
		-100 (P)	-100 (P)	-200 (P)	
		unchanged (O)	unchanged (O)	-100 (O)	
Vegetables, potatoes, sugar-beet and other annual herbaceous crops	-	+120 (P)	+120 (P)	+20 (P)	
		+200 (O)	+200 (O)	+100 (O)	
		-140 (P)	-140 (P)	-240 (P)	
Olive trees	-	unchanged (O)	unchanged (O)	-100 (O)	
		-200 (P)	-200 (P)	-300 (P)	
		-100 (O)	-100 (O)	-200 (O)	
Vegetables, potatoes, sugar-beet and other annual herbaceous crops	-	-200 (P)	-200 (P)	-300 (P)	
		-100 (O)	-100 (O)	-200 (O)	
		-200 (P)	-200 (P)	-300 (P)	
Orchards and other agricultural tree-like crops	-	-200 (P)	-200 (P)	-300 (P)	
		-100 (O)	-100 (O)	-200 (O)	
		-200 (P)	-200 (P)	-300 (P)	
Dairy farming	-	-	-	-	Specific payments for dairy farming and beef cattle did not exist in 2004.
Beef cattle	-	-	-	-	

Source: Based on Tuson and Lampkin (2007) and INEA (2009).

Table IT1-2: Payment limits

	Maximum limit (size or amount)	Minimum limit (size or amount)	Payment degression	Stocking rate limit	
				Minimum	Maximum
Limits	-	5 ha (forage area)	-	0.8 LU/ha & 10 LU/farm	-
Comment	-	Applies only to livestock farms	-	Applies only to livestock farms	-

Table IT1-3: Conversion and management requirements

Requirement	Relevance	Details (if applicable) and comments
Organic management of livestock	-	-
Possibility of gradual conversion	-	-
Possibility of part conversion	-	-

Table IT1-4: Eligible crop and additional environmental or other requirements in organic farming support schemes

Requirement	Relevance	Details (if applicable) and comments
Restricted eligibility of crops	-	-
Scheme requirements and obligations beyond organic standards	✓	Integrated production restrictions concerning irrigation, spraying machines for plant protection products, and soil management
Other aspects	-	-

Table IT1-5: Certification aspects

Certification aspects	Relevance	Details (if applicable) and comments
Certification required	✓	Certification according to (EC) No 834/2007
Organic certification support scheme	(✓)	Support is provided under measure 132. Payment is calculated according to actual the statement of expenses, up to a max. of 3.000 €/farm

Table IT1-6: Expected future payment revisions

Payment revisions	Relevance	Details (if applicable) and comments
Planned increase/decrease of payment levels	✓	A revision of payment rates is being discussed at national level, but at present there is no final decision

Table IT1-7: Scheme access

Scheme access	Relevance	Details (if applicable) and comments
Restricted scheme access due to budget constraints	ND	-

Table IT1-8: Combinations with agri-environmental measures (on-top-measures)

Name of the measure Requirements and eligibility conditions	On-top payment	Combination is:
None		Optional <input type="checkbox"/> Compulsory <input type="checkbox"/>

Country files – Italy: Basilicata

The information on the current organic support scheme in Basilicata was provided by Filippo Chiozzotto, National Institute of Agricultural Economics (INEA), Italy. Other sources are indicated below the tables where applicable.

Table IT2-1.1: Overview of the payments to organic producers in 2008

Land type	Additional differentiation	Conversion		Main-tenance €/ha	Comments
		1-2 years €/ha	3-5 years €/ha		
Vineyards	-	500	450	450	-
Olive trees	-	550	490	490	-
Orchards	-	510	460	460	-
Cereals	-	180	160	160	-
Forage crops	-	100	80	80	-
Horticulture	-	380	340	340	-

Table IT2-1.2: Differences in payment rates between 2004 and 2008

Land type	Additional differentiation	Conversion		Main-tenance €/ha	Comments
		1-2 years €/ha	3-5 years €/ha		
Vineyards	-	-225	-202	-202	-
Olive trees	-	+127	+109	+109	-
Orchards	-	-215	-440	-440	Tuson and Lampkin (2007) report a higher maintenance payment of 900 €/ha.
Cereals	-	-1	-3	-3	-
Forage crops	-	-202	-192	-192	-
Horticulture	-	+43	+37	+37	-

Source: Based on Tuson and Lampkin (2007) and INEA (2009).

Table IT2-2: Payment limits

	Maximum limit (size or amount)	Minimum limit (size or amount)	Payment degression	Stocking rate limit	
				Minimum	Maximum
Limits	-	1.0 ha 0.5 ha (horticulture)	-	-	-
Comment	-	In addition: Min. of 5 ha forage area on livestock farms	-	-	-

Table IT2-3: Conversion and management requirements

Requirement	Relevance	Details (if applicable) and comments
Organic management of livestock	✓	-
Possibility of gradual conversion	-	-
Possibility of part conversion	-	-

Table IT2-4: Eligible crop and additional environmental or other requirements in organic farming support schemes

Requirement	Relevance	Details (if applicable) and comments
Restricted eligibility of crops	-	-
Scheme requirements and obligations beyond organic standards	✓	<ul style="list-style-type: none"> - Limitation of watering volumes - Functional certification (carried out by authorized bodies) of mist sprayers and spraying booms - Ploughing with stable crumb structure and proper use of machinery to maintain soil structure
Other aspects	-	-

Table IT2-5: Certification aspects

Certification aspects	Relevance	Details (if applicable) and comments
Certification required	✓	Certification according to (EC) No 834/2007
Organic certification support scheme	(✓)	Support is provided under measure 132. Payment is calculated according to actual the statement of expenses, up to a max. of 3.000 €/farm

Table IT2-6: Expected future payment revisions

Payment revisions	Relevance	Details (if applicable) and comments
Planned increase/decrease of payment levels	✓	A revision of payment rates is being discussed at national level, but at present there is no final decision

Table IT2-7: Scheme access

Scheme access	Relevance	Details (if applicable) and comments
Restricted scheme access due to budget constraints	ND	-

Table IT2-8: Combinations with agri-environmental measures (on-top-measures)

Name of the measure Requirements and eligibility conditions	On-top payment	Combination is:
None		Optional <input type="checkbox"/> Compulsory <input type="checkbox"/>

Country files – Italy: Bolzano

The information on the current organic support scheme in Bolzano was provided by Filippo Chiozzotto, National Institute of Agricultural Economics (INEA), Italy. Other sources are indicated below the tables where applicable.

Table IT3-1.1: Overview of the payments to organic producers in 2007

Land type	Additional differentiation	Conversion		Main-tenance €/ha	Comments
		1-2 years €/ha	3-5 years €/ha		
Vineyards	-	900	900	900	-
Orchards	Crop density > 300 trees/ha	900	900	900	-
	Crop density < 300 trees/ha	350	350	350	-
Stone fruit, minor fruit and annual crops	-	600	600	600	Meadows mowed every 2 years: 50 % of the payment
Maize, forage crops, meadows	-	350	350	350	-

Table IT3-1.2: Differences in payment rates between 2004 and 2007

Land type	Additional differentiation	Conversion		Main-tenance €/ha	Comments
		1-2 years €/ha	3-5 years €/ha		
Vineyards	-	unchanged	unchanged	unchanged	-
Orchards	Crop density > 300 trees/ha	unchanged	unchanged	unchanged	Payment differentiation according to tree density did not exist in 2004.
	Crop density < 300 trees/ha	-550	-550	-550	
Stone fruit, minor fruit and annual crops	-	unchanged	unchanged	unchanged	-
Maize	-	-250	-250	-250	Compared to the category 'arable land' in 2004.
Forage crops, meadows	-	-175	-175	-175	-

Source: Based on Tuson and Lampkin (2007) and INEA (2009).

Table IT3-2: Payment limits

	Maximum limit (size or amount)	Minimum limit (size or amount)	Payment degression	Stocking rate limit	
				Minimum	Maximum
Limits	20 000 €/farm	1.0 ha (meadows) 0.5 ha (other crops) 50 €	-	0.4 < LU/ha (forage area)	5 LU/farm (farms without forage area)
Comment	-	-	-	-	-

Table IT3-3: Conversion and management requirements

Requirement	Relevance	Details (if applicable) and comments
Organic management of livestock	✓	-
Possibility of gradual conversion	-	-
Possibility of part conversion	-	-

Table IT3-4: Eligible crop and additional environmental or other requirements in organic farming support schemes

Requirement	Relevance	Details (if applicable) and comments
Restricted eligibility of crops	✓	- Cereals: Only old local cultivars - Orchards: Only apples and similar types of fruit trees
Scheme requirements and obligations beyond organic standards	-	-
Other aspects	-	-

Table IT3-5: Certification aspects

Certification aspects	Relevance	Details (if applicable) and comments
Certification required	✓	Certification according to (EC) No 834/2007
Organic certification support scheme	-	-

Table IT3-6: Expected future payment revisions

Payment revisions	Relevance	Details (if applicable) and comments
Planned increase/decrease of payment levels	✓	A revision of payment rates is being discussed at national level, but at present there is no final decision

Table IT3-7: Scheme access

Scheme access	Relevance	Details (if applicable) and comments
Restricted scheme access due to budget constraints	ND	-

Table IT3-8: Combinations with agri-environmental measures (on-top-measures)

Name of the measure Requirements and eligibility conditions	On-top payment	Combination is:
None		Optional <input type="checkbox"/> Compulsory <input type="checkbox"/>

Country files – Italy: Calabria

The information on the current organic support scheme in Calabria was provided by Filippo Chiozzotto, National Institute of Agricultural Economics (INEA), Italy. Other sources are indicated below the tables where applicable.

Table IT4-1.1: Overview of the payments to organic producers in 2008

Land type	Additional differentiation	Conversion		Main-tenance €/ha	Comments
		1-2 years €/ha	3-5 years €/ha		
Olive trees	-	450	400	400	-
Citrus fruits (orange, lemon, clementine)	-	650	600	600	Only in special designated areas
Citron	-	900	800	800	-
Stone fruit (peach, plum, apricot)	-	650	600	600	Only in special designated areas
Kiwi	-	650	600	600	Only in special designated areas
Potatoes	-	540	490	490	Only in special designated areas
Forage crops	-	200	160	160	-

Table IT4-1.2: Differences in payment rates between 2004 and 2008

Land type	Additional differentiation	Conversion		Main-tenance €/ha	Comments
		1-2 years €/ha	3-5 years €/ha		
Olive trees	-	+24	+102	+102	-
Citrus fruits (orange, lemon, clementine)	-	+20	+82	+82	Following Tuson and Lampkin (2007), there was no payment differentiation between different types of fruits in 2004.
Citron	-	+270	+282	+282	
Stone fruit (peach, plum, apricot)	-	+20	+82	+82	
Kiwi	-	+20	+82	+82	
Potatoes	-	+40	+140	+140	Compared to the category 'horticulture' in 2004.
Forage crops	-	+50	+55	+55	-

Source: Based on Tuson and Lampkin (2007) and INEA (2009).

Table IT4-2: Payment limits

	Maximum limit (size or amount)	Minimum limit (size or amount)	Payment degression	Stocking rate limit	
				Minimum	Maximum
Limits	-	-	-	-	-
Comment	-	-	-	-	-

Table IT4-3: Conversion and management requirements

Requirement	Relevance	Details (if applicable) and comments
Organic management of livestock	-	-
Possibility of gradual conversion	-	-
Possibility of part conversion	-	-

Table IT4-4: Eligible crop and additional environmental or other requirements in organic farming support schemes

Requirement	Relevance	Details (if applicable) and comments
Restricted eligibility of crops	-	-
Scheme requirements and obligations beyond organic standards	-	-
Other aspects	✓	Full payments for neighboring farms are only granted for joint applications.

Table IT4-5: Certification aspects

Certification aspects	Relevance	Details (if applicable) and comments
Certification required	✓	Certification according to (EC) No 834/2007
Organic certification support scheme	-	-

Table IT4-6: Expected future payment revisions

Payment revisions	Relevance	Details (if applicable) and comments
Planned increase/decrease of payment levels	✓	A revision of payment rates is being discussed at national level, but at present there is no final decision

Table IT4-7: Scheme access

Scheme access	Relevance	Details (if applicable) and comments
Restricted scheme access due to budget constraints	ND	-

Table IT4-8: Combinations with agri-environmental measures (on-top-measures)

Name of the measure Requirements and eligibility conditions	On-top payment	Combination is:
Protection of animal biodiversity Breeding of native species threatened by extinction. Breeding livestock must be kept for at least 5 years. Reproduction of livestock must be purebred.	200 €/LU	Optional <input checked="" type="checkbox"/> Compulsory <input type="checkbox"/>
Care and maintenance of rural landscape Maintenance of hedgerows, masts, little woods, etc. Only farms in Natura 2000 and HNV areas are eligible.	300 €/ha on the plain; 200 €/ha in hilly areas	Optional <input checked="" type="checkbox"/> Compulsory <input type="checkbox"/>

Country files – Italy: Campania

The information on the current organic support scheme in Campania was provided by Filippo Chiozzotto, National Institute of Agricultural Economics (INEA), Italy. Other sources are indicated below the tables where applicable.

Table IT5-1.1: Overview of the payments to organic producers in 2007

Land type	Additional differentiation	Conversion		Main-tenance €/ha	Comments
		1-2 years €/ha	3-5 years €/ha		
Vineyards	Areas A1, A2, A3, B	714	714	714	-
	Areas D1, D2	646	714	714	
	Area C	696	696	696	
Olive trees	Areas A1, A2, A3, B	537	537	537	-
	Areas D1, D2	414	414	414	
	Area C	609	609	609	
Major fruit	Areas A1, A2, A3, B	589	589	589	-
	Areas D1, D2	788	788	788	
	Area C	664	664	664	
Minor fruit	Areas A1, A2, A3, B	788	788	788	For a list of minor fruit species see: www.unifi.it/project/ueresgen29/netdbase/db1.htm
	Areas D1, D2	307	307	307	
	Area C	649	649	649	
Vegetables	Areas A1, A2, A3, B	546	546	546	-
	Areas D1, D2	343	343	343	
	Area C	403	403	403	
Industrial crops	Areas A1, A2, A3, B	371	371	371	(Mainly oilseeds, sugar beet, tomato and tobacco)
	Areas D1, D2	278	278	278	
	Area C	473	473	473	
Flower growing	Areas A1, A2, A3, B	436	436	436	-
	Areas D1, D2	567	567	567	
	Area C	436	436	436	
Cereals	Areas A1, A2, A3, B	143	143	143	-
	Areas D1, D2	105	105	105	
	Area C	128	128	128	
Forage crops	Areas A1, A2, A3, B	205	205	205	-
	Areas D1, D2	101	101	101	
	Area C	107	107	107	

- Areas A1, A2, A3, B: mainly on the plain, with high quality production.
- Areas D1, D2: strong presence of extensive farming, frequent steep ground.
- Areas C: halfway between the previous two categories.

Table IT5-1.2: Differences in payment rates between 2004¹⁾

Land type	Additional differentiation	Conversion		Main-tenance €/ha	Comments
		1-2 years €/ha	3-5 years €/ha		
Vineyards	System 1	818	688	688	-
	System 2	972	842	842	
	System 3	964	834	834	
Olive trees	System 1	805	725	725	-
	System 2	605	525	525	
	System 3	662	582	582	
Fruits	System 1	855	735	735	-
	System 2	872	752	752	
	System 3	884	764	764	
Vegetables	System 1	642	592	592	-
	System 2	525	475	475	
	System 3	525	475	475	
Oilseeds	System 1	186	156	156	-
	System 2	186	156	156	
	System 3	186	156	156	
Potatoes	System 1	567	487	487	-
	System 2	524	444	444	
	System 3	556	476	476	
Cereals	System 1	217	185	185	-
	System 2	217	185	185	
	System 3	217	185	185	
Forage crops	System 1	111	111	111	-
	System 2	111	111	111	
	System 3	111	111	111	

System 1: In areas characterised by intensive agricultural systems.

System 2: In areas characterised by fruit and grape growing systems.

System 3: In areas characterised by livestock and grain crop systems.

1) The differentiation categories have changed in the current scheme. Table 1b thus provides an overview of the payments in 2004, instead of depicting payment changes.

Source: Based on Tuson and Lampkin (2007)

Table IT5-2: Payment limits

	Maximum limit (size or amount)	Minimum limit (size or amount)	Payment degression	Stocking rate limit	
				Minimum	Maximum
Limits	-	-	-	-	-
Comment	-	-	-	-	-

Table IT5-3: Conversion and management requirements

Requirement	Relevance	Details (if applicable) and comments
Organic management of livestock	-	-
Possibility of gradual conversion	-	-
Possibility of part conversion	-	-

Table IT5-4: Eligible crop and additional environmental or other requirements in organic farming support schemes

Requirement	Relevance	Details (if applicable) and comments
Restricted eligibility of crops	-	-
Scheme requirements and obligations beyond organic standards	-	-
Other aspects	✓	Payments are increased by 5 % in case of joint implementation Payments are decreased by 10 % in NVZ, since the cost for soil analysis and drafting s farm manure plan are already covered by region's Action Plan (i.e. included in baseline requirements)

Table IT5-5: Certification aspects

Certification aspects	Relevance	Details (if applicable) and comments
Certification required	✓	Certification according to (EC) No 834/2007
Organic certification support scheme	(✓)	Support is provided under measure 132. Payment is calculated according to actual the statement of expenses, up to a max. of 3 000 €/farm

Table IT5-6: Expected future payment revisions

Payment revisions	Relevance	Details (if applicable) and comments
Planned increase/decrease of payment levels	✓	A revision of payment rates is being discussed at national level, but at present there is no final decision

Table IT5-7: Scheme access

Scheme access	Relevance	Details (if applicable) and comments
Restricted scheme access due to budget constraints	ND	-

Table IT5-8: Combinations with agri-environmental measures (on-top-measures)

Name of the measure Requirements and eligibility conditions	On-top payment	Combination is:
Preservative agronomic practices Artificial grassing of tree-like crops (orchards, vineyards, olive groves)	115 €/ha	Optional <input checked="" type="checkbox"/> Compulsory <input type="checkbox"/>
Rearing in situ of native dying animal species Payment varies depending on species and type of rearing (conventional or organic)	80-200 €/LU	Optional <input checked="" type="checkbox"/> Compulsory <input type="checkbox"/>
Cultivation and/or conservation in situ of native dying plant species There is a maximum size that can be assigned to dying species: this size varies depending on the type of species (herbaceous or tree-like) and on the area where farm is located (A1, A2, etc.)	600 € for herbaceous species 900 € for tree-like species	Optional <input checked="" type="checkbox"/> Compulsory <input type="checkbox"/>
Conservation of hundred-year-old vine stocks Overall UAA must be at least 0.5 ha (0.3 ha for vegetables, 0.2 ha for flower growing and lemon trees). Farmers must own the cultivated area under payment	100 €/stock (up to 900 €/ha)	Optional <input checked="" type="checkbox"/> Compulsory <input type="checkbox"/>

Country files – Italy: Emilia Romagna

The information on the current organic support scheme in Emilia Romagna was provided by Filippo Chiozzotto, National Institute of Agricultural Economics (INEA), Italy. Other sources are indicated below the tables where applicable.

Table IT6-1.1: Overview of the payments to organic producers in 2007

Land type	Additional differentiation	Conversion		Main-tenance €/ha	Comments
		1-2 years €/ha	3-5 years €/ha		
Arable land and forage crops	Ordinary	156	156	142	-
Sugar beet	Ordinary	296	296	270	-
Horticulture and other annual crops	Ordinary	390	390	355	Other annual crops: other than arable land and forage crops
Olive tree and chestnut	Ordinary	469	469	426	-
Vineyards and minor fruits	Ordinary	625	625	568	For a list of minor fruit species see: www.unifi.it/project/ueresgen29/netdbase/dbl.htm
Main arboreal (fruit) species	Ordinary	750	750	682	-
Pasture	For livestock production according to Reg. CEE n. 1804/99 – dairy livestock	380	380	350	-
	For livestock production according to Reg. CEE n. 1804/99 – livestock for meat	330	330	300	Only for productions finalized for consumption or for other enterprises finishing the chain.

Table IT6-1.2: Differences in payment rates between 2004 and 2007

Land type	Additional differentiation	Conversion		Main-tenance €/ha	Comments
		1-2 years €/ha	3-5 years €/ha		
Arable land and forage crops	Ordinary	unchanged	unchanged	unchanged	-
Sugar beet	Ordinary	unchanged	unchanged	unchanged	-
Horticulture and other annual crops	Ordinary	unchanged	unchanged	unchanged	-
Olive tree and chestnut	Ordinary	unchanged	unchanged	unchanged	-
Vineyards and minor fruits	Ordinary	unchanged	unchanged	unchanged	-
Main arboreal (fruit) species	Ordinary	unchanged	unchanged	unchanged	-
Pasture	For livestock production according to Reg. CEE n. 1804/99 – dairy livestock	unchanged	unchanged	-30	-
	For livestock production according to Reg. CEE n. 1804/99 – livestock for meat	-50	-50	-80	Compared with livestock payments for farms in ordinary areas in 2004. A differentiation between dairy and meat livestock did not exist in 2004.

Source: Based on Tuson and Lampkin (2007), Regione Emilia Romagna (2004) and INEA (2009).

Table IT6-2: Payment limits

	Maximum limit (size or amount)	Minimum limit (size or amount)	Payment degression	Stocking rate limit	
				Minimum	Maximum
Limits	-	3 ha (fodder area) 6 LU/farm	-	1.5 LU/ha (lowland), 1.0 LU/ha (hills) and 0.8 LU/ha (mountains) (forage/fodder area)	-
Comment	-	Applies only to livestock farms receiving pasture payments	-	Applies only to livestock farms receiving pasture payments	-

Table IT6-3: Conversion and management requirements

Requirement	Relevance	Details (if applicable) and comments
Organic management of livestock	✓	-
Possibility of gradual conversion	-	-
Possibility of part conversion	✓	Only for farms consisting of separate bodies and having a total area of more than 50 ha of UAA, or more than 10 ha for fruit/vine-growing farms with gross marketable production (GMP) value of more than 4 000 €/ha

Table IT6-4: Eligible crop and additional environmental or other requirements in organic farming support schemes

Requirement	Relevance	Details (if applicable) and comments
Restricted eligibility of crops	-	-
Scheme requirements and obligations beyond organic standards	✓	<ul style="list-style-type: none"> - Farm irrigation practices, the use of machinery and equipment for pesticides distribution and soil management practices must comply with integrated agriculture rules/prescriptions as laid down in the relevant section of the RDP. - In plain areas farmers must simultaneously enter at least 5 % of the total land entered into the OFS into certain other agri-environmental measures (e.g. conservation of natural and semi-natural spaces and of agricultural landscape, maintenance and management of biotopes, restoration of natural and semi-natural spaces and of agricultural landscapes).
Other aspects	-	-

Table IT6-5: Certification aspects

Certification aspects	Relevance	Details (if applicable) and comments
Certification required	✓	Certification according to (EC) No 834/2007
Organic certification support scheme	(✓)	Support is provided under measure 132 for a maximum of 5 years. Payment is calculated according to actual the statement of expenses, up to a max. of 3 000 €/farm

Table IT6-6: Expected future payment revisions

Payment revisions	Relevance	Details (if applicable) and comments
Planned increase/decrease of payment levels	✓	<p>Higher payment rates have been implemented for Natura 2000 areas in 2010:</p> <ul style="list-style-type: none"> • Arable land and forage crops: 171 €/ha (C), 156 €/ha (M) • Sugar beet: 325 €/ha (C), 297 €/ha (M) • Horticulture and other annual crops: 429 €/ha (C), 390 €/ha (M) • Olive tree and chestnut: 511 €/ha (C), 464 €/ha (M) • Vineyards and minor fruits: 687 €/ha (C), 624 €/ha (M) • Main arboreal species: 825 €/ha (C), 750 €/ha (M) • Pasture (dairy livestock): 418 €/ha (C), 385 €/ha (M) • Pasture (meat livestock): 363 €/ha (C), 330 €/ha (M)

Table IT6-7: Scheme access

Scheme access	Relevance	Details (if applicable) and comments
Restricted scheme access due to budget constraints	ND	-

Table IT6-8: Combinations with agri-environmental measures (on-top-measures)

Name of the measure Requirements and eligibility conditions	On-top payment	Combination is:
None		Optional <input type="checkbox"/> Compulsory <input type="checkbox"/>

Country files – Italy: Marche

The information on the current organic support scheme in Marche was provided by Filippo Chiozzotto, National Institute of Agricultural Economics (INEA), Italy. Other sources are indicated below the tables where applicable.

Table IT7-1.1: Overview of the payments to organic producers in 2007

Land type	Additional differentiation	Conversion		Main-tenance €/ha	Comments
		1-2 years €/ha	3-5 years €/ha		
Autumn-winter cereals	* in mountain areas ** in other areas	180	180	140 * 160 **	-
Spring-summer cereals (corn and sorghum)	* in mountain areas ** in other areas	280	280	220 * 260 **	-
Protein crops	* in mountain areas ** in other areas	170	170	130 * 150 **	-
Oil plants	* in mountain areas ** in other areas	170	170	130 * 150 **	-
Alfalfa and alternated fodder crops	* in mountain areas ** in other areas	110	110	90 * 100 **	Alternated fodder crops: forage grass in rotation with alfalfa (or another N-fixing legume) every 3-4 years
Vegetables and small fruits	* in mountain areas ** in other areas	600	600	470 * 540 **	-
Multiannual medical plants	* in mountain areas ** in other areas	400	400	330 * 370 **	-
Vineyards	* in mountain areas ** in other areas	770	770	600 * 690 **	-
Olive trees	* in mountain areas ** in other areas	600	600	480 * 550 **	-
Fruits	* in mountain areas ** in other areas	780	780	620 * 710 **	-
Fodder crops with organic livestock	-	250	250	250	If the farm already receives a payment according to Art. 69 of Reg. 1782/2003, the amount of such payment will be deducted from the organic farming payment granted for fodder crops with organic livestock

Table IT7-1.2: Differences in payment rates between 2004 and 2007

Land type	Additional differentiation	Conversion		Main-tenance €/ha	Comments
		1-2 years €/ha	3-5 years €/ha		
Autumn-winter cereals	* in mountain areas ** in other areas	+62 * +35 **	+62 * +35 **	+22 * +15 **	Category did not exist in 2004; payment rates compared to 'arable crops' in 2004.
Spring-summer cereals (corn and sorghum)	* in mountain areas ** in other areas	+162 * +135 **	+162 * +135 **	+102 * +115 **	Category did not exist in 2004; payment rates compared to 'arable crops' in 2004.
Protein crops	* in mountain areas ** in other areas	+52 * +25 **	+52 * +25 **	+12 * +5 **	Category did not exist in 2004; payment rates compared to 'arable crops' in 2004.
Oil plants	* in mountain areas ** in other areas	+52 * +25 **	+52 * +25 **	+12 * +5 **	Category did not exist in 2004; payment rates compared to 'arable crops' in 2004.
Alfalfa and alternated fodder crops	* in mountain areas ** in other areas	-8 * -50 **	-8 * -50 **	-28 * -60 **	Category did not exist in 2004; payment rates compared to 'forage crops' in 2004.
Vegetables and small fruits	* in mountain areas ** in other areas	+40 * +40 **	+40 * +40 **	-90 * -20 **	-
Multiannual medical plants	* in mountain areas ** in other areas	-160 * -160 **	-160 * -160 **	-230 * -190 **	Category did not exist in 2004; payment rates compared to 'horticulture and medicinal plants' in 2004.
Vineyards	* in mountain areas ** in other areas	-10 * -10 **	-10 * -10 **	-180 * -90 **	-
Olive trees	* in mountain areas ** in other areas	+100 * unchanged **	+100 * unchanged **	-20 * -50 **	-
Fruits	* in mountain areas ** in other areas	unchanged	unchanged	-160 * -70 **	-
Fodder crops with organic livestock	-	+132 * +90 **	+132 * +90 **	+132 * +90 **	-

Source: Based on Tuson and Lampkin (2007), Regione Marche (2004) and INEA (2009).

Table IT7-2: Payment limits

	Maximum limit (size or amount)	Minimum limit (size or amount)	Payment degression	Stocking rate limit	
				Minimum	Maximum
Limits	-	2.0 ha 0.5 ha (for farms having at least 3 000 m ² of land area covered by green- houses, tunnels, fruit trees or vegetables)	-	0.8 LU/ha (fodder area in mountain areas 1.4 LU/ha (fodder area in other areas)	-
Comment	-	-	-	-	-

Table IT7-3: Conversion and management requirements

Requirement	Relevance	Details (if applicable) and comments
Organic management of livestock	-	-
Possibility of gradual conversion	-	-
Possibility of part conversion	-	-

Table IT7-4: Eligible crop and additional environmental or other requirements in organic farming support schemes

Requirement	Relevance	Details (if applicable) and comments
Restricted eligibility of crops	-	-
Scheme requirements and obligations beyond organic standards	-	<ul style="list-style-type: none"> - Crop rotation: forage crops cannot be kept on the same plot for more than 4 years or 5 years, depending on the duration of the commitments (livestock farms with a stocking rate between 0.3 and 2 LU/ha of forage area don't have to respect this requirement). - Single-crop farming is prohibited, with the exception of rotated mixed hay meadows.
Other aspects	-	-

Table IT7-5: Certification aspects

Certification aspects	Relevance	Details (if applicable) and comments
Certification required	✓	Certification according to (EC) No 834/2007
Organic certification support scheme	-	-

Table IT7-6: Expected future payment revisions

Payment revisions	Relevance	Details (if applicable) and comments
Planned increase/decrease of payment levels	✓	A revision of payment rates is being discussed at national level, but at present there is no final decision

Table IT7-7: Scheme access

Scheme access	Relevance	Details (if applicable) and comments
Restricted scheme access due to budget constraints	ND	-

Table IT7-8: Combinations with agri-environmental measures (on-top-measures)

Name of the measure Requirements and eligibility conditions	On-top payment	Combination is:
Grassing over of tree crops and vineyards	120 €/ha	Optional <input checked="" type="checkbox"/>
Combinable with organic farming only for the above mentioned crops		Compulsory <input type="checkbox"/>

Country files – Italy: Piemonte

The information on the current organic support scheme in Piemonte was provided by Filippo Chiozzotto, National Institute of Agricultural Economics (INEA), Italy. Other sources are indicated below the tables where applicable.

Table IT8-1.1: Overview of the payments to organic producers in 2007

Land type	Additional differentiation	Conversion		Main-tenance €/ha	Comments
		1-2 years €/ha	3-5 years €/ha		
Walnut and chestnut	-	370	370	360	-
Vineyards and orchards	-	645	645	630	-
Annual crops	-	180	180	175	-
Annual and biennial officinal plants	-	252	252	248	-
Extensive vegetables	-	320	320	306	-
Intensive vegetables	-	450	450	405	-
Sheltered vegetables	-	495	495	445	-
Pluriannual officinal plants	-	357	357	342	-
Meadows	-	103	103	99	-
Pastures and meadow-pastures	-	56	56	54	-
Crops as livestock feed	-	366	366	351	Only for farms with organic livestock

Table IT8-1.2: Differences in payment rates between 2002 and 2007

Land type	Additional differentiation	Conversion		Main-tenance €/ha	Comments
		1-2 years €/ha	3-5 years €/ha		
Walnut and chestnut	-	-80 * -130 **	-80 * -130 **	-40 * -70 **	In the previous RDP organic support payments were also differentiated by ordinary and preferential areas:
Vineyards and orchards	-	-205 * -255 **	-205 * -255 **	-70 * -120 **	
Annual crops	-	-40 * -60 **	-40 * -60 **	+5 * -10 **	* difference to payments in (previously) ordinary areas ** difference to payments in (previously) preferential areas
Annual and biennial officinal plants	-	-78 * -108 **	-78 * -108 **	-32 * -52 **	
Extensive vegetables	-	-130 * -180 **	-130 * -180 **	-34 * -64 **	
Intensive vegetables	-	-130 * -150 **	-130 * -150 **	-145 * -165 **	
Sheltered vegetables	-	-105 * -105 **	-105 * -105 **	-155 * -155 **	
Pluriannual officinal plants	-	-83 * -93 **	-83 * -93 **	-38 * -58 **	
Meadows	-	-27 * -47 **	-27 * -47 **	-11 * -21 **	
Pastures and meadow-pastures	-	-9 * -14 **	-9 * -14 **	-6 * -11 **	
Crops as livestock feed	-	-84 * -84 **	-84 * -84 **	-39 * -49 **	

Source: Based on Regione Piemonte (2003) and INEA (2009).

Table IT8-2: Payment limits

	Maximum limit (size or amount)	Minimum limit (size or amount)	Payment degression	Stocking rate limit	
				Minimum	Maximum
Limits	-	Payment is decreased by 10 % when area under contract exceed a certain area limit: 15 ha (annual crops, meadows, pastures, meadow-pastures, crop for feeding livestock) 5.0 ha (vineyards, orchards, walnut, chestnut) 3.5 ha (extensive vegetables) 2.0 ha (intensive vegetable) officinal plants: 2 ha 0.5 ha (sheltered vegetables)	-	-	-
Comment	-	-	-	-	-

Table IT8-3: Conversion and management requirements

Requirement	Relevance	Details (if applicable) and comments
Organic management of livestock	-	-
Possibility of gradual conversion	-	-
Possibility of part conversion	-	-

Table IT8-4: Eligible crop and additional environmental or other requirements in organic farming support schemes

Requirement	Relevance	Details (if applicable) and comments
Restricted eligibility of crops	-	-
Scheme requirements and obligations beyond organic standards	-	-
Other aspects	-	-

Table IT8-5: Certification aspects

Certification aspects	Relevance	Details (if applicable) and comments
Certification required	✓	Certification according to (EC) No 834/2007
Organic certification support scheme	(✓)	Support is provided under measure 132. Payment is calculated according to actual the statement of expenses, up to a max. of 3 000 €/farm

Table IT8-6: Expected future payment revisions

Payment revisions	Relevance	Details (if applicable) and comments
Planned increase/decrease of payment levels	✓	A revision of payment rates is being discussed at national level, but at present there is no final decision

Table IT8-7: Scheme access

Scheme access	Relevance	Details (if applicable) and comments
Restricted scheme access due to budget constraints	ND	-

Table IT8-8: Combinations with agri-environmental measures (on-top-measures)

Name of the measure Requirements and eligibility conditions	On-top payment	Combination is:
Interventions to improve biodiversity of rice-fields		Optional <input checked="" type="checkbox"/>
• Planned reduction of dry periods	50 €/ha	Compulsory <input type="checkbox"/>
• Keeping flooding on part of the rice-field during dry periods		
Mulching with biodegradable material	120 €/ha	Optional <input checked="" type="checkbox"/>
		Compulsory <input type="checkbox"/>
Controlled grassing of vineyards and orchards		Optional <input checked="" type="checkbox"/>
Grassing must cover all concerned area of orchards located on the plain, while covered area must be at least 70 % in hilly orchards and vineyards.	100 €/ha	Compulsory <input type="checkbox"/>
Maintenance of artificial nests in orchards and vineyards		Optional <input checked="" type="checkbox"/>
10 nests per ha of area under payment	55 €/ha	Compulsory <input type="checkbox"/>

Country files – Italy: Sicilia

The information on the current organic support scheme in Sicilia was provided by Filippo Chiozzotto, National Institute of Agricultural Economics (INEA), Italy. Other sources are indicated below the tables where applicable.

Table IT9-1.1: Overview of the payments to organic producers in 2008

Land type	Additional differentiation	Conversion		Main-tenance €/ha	Comments
		1-2 years €/ha	3-5 years €/ha		
Cereals	-	220	220	200	-
Grain legumes (pulses)	-	200	200	180	-
Forage crops	-	150	150	140	-
Forage crops with livestock (2 LU/ha)	-	370	370	340	-
Horticulture	-	600	600	550	-
Medicinal plants	-	450	450	400	-
Citrus fruit	-	800	800	750	Payment reduced by 50 % for new plantations not productive yet
Almond, walnut, hazel, carob, pistachio trees	-	570	570	530	-
Orchards	-	900	900	850	-
Vineyards	-	750	750	700	-
Olive trees	-	580	580	530	Payment reduced by 50 % for new plantations not productive yet

Table IT9-1.2: Differences in payment rates between 2003 and 2008

Land type	Additional differentiation	Conversion		Main-tenance €/ha	Comments
		1-2 years €/ha	3-5 years €/ha		
Cereals	-	-60 * -90 **	-60 * -90 **	-80 * -110 **	In the previous RDP organic support payments were also differentiated by ordinary and preferential areas:
Grain legumes (pulses)	-	+20 * unchanged **	+20 * unchanged **	unchanged * -20 **	* difference to payments in (previously) ordinary areas ** difference to payments in (previously) preferential areas
Forage crops	-	-30 * -50 **	-30 * -50 **	-40 * -60 **	Compared to category 'Foraggere non annuali' in previous RDP.
Forage crops with livestock (2 LU/ha)	-	+20 * -15 **	+20 * -15 **	-10 * -45 **	
Horticulture	-	+150 * +100 **	+150 * +100 **	+100 * +50 **	
Medicinal plants	-	-50 * -100 **	-50 * -100 **	-100 * -150 **	In the previous RDP organic support payments were also differentiated by ordinary and preferential areas:
Citrus fruit	-	-50 * -100 **	-50 * -100 **	-100 * -150 **	
Almond, walnut, hazel, carob	-	+90 * +70 **	+90 * +70 **	+50 * +30 **	* difference to payments in (previously) ordinary areas ** difference to payments in (previously) preferential areas
Pistachio trees	-	-180 * -230 **	-180 * -230 **	-220 * -270 **	
Orchards	-	+150 * +100 **	+150 * +100 **	+100 * +50 **	
Vineyards	-	+150 * +100 **	+150 * +100 **	+100 * +50 **	
Olive trees	-	-170 * -220 **	-170 * -220 **	-220 * -270 **	

Source: Based on Regione Sicilia (2003) and INEA (2009).

Table IT9-2: Payment limits

	Maximum limit (size or amount)	Minimum limit (size or amount)	Payment degression	Stocking rate limit	
				Minimum	Maximum
Limits	-	2 ha 1 ha (minor islands)	-	0.5 LU/ha	-
Comment	-	-	-	Applies only to farms with live- stock production	-

Table IT9-3: Conversion and management requirements

Requirement	Relevance	Details (if applicable) and comments
Organic management of livestock	✓	-
Possibility of gradual conversion	-	-
Possibility of part conversion	-	-

Table IT9-4: Eligible crop and additional environmental or other requirements in organic farming support schemes

Requirement	Relevance	Details (if applicable) and comments
Restricted eligibility of crops	✓	- Pasture, even in presence of livestock, is excluded from the scheme.
Scheme requirements and obligations beyond organic standards	✓	Mandatory creation of buffer strips along watercourses for farms located in vulnerable areas according to Dir. 91/676/EEC and 2000/60/EC (costs paid by measure 216).
Other aspects	✓	- Arable land retired from production according to Reg. (EEC) no. 2078/1992 and Reg. (EC) no. 1257/1999 is excluded from scheme. - Afforested land according to Reg. (EC) no. 1609/1989, 2080/1992, 1257/1999 or 1698/2005, is excluded from scheme.

Table IT9-5: Certification aspects

Certification aspects	Relevance	Details (if applicable) and comments
Certification required	✓	Certification according to (EC) No 834/2007
Organic certification support scheme	(✓)	Support is provided under measure 132 for a maximum of 5 years. Payment is calculated according to actual the statement of expenses, up to a max. of 3 000 €/farm

Table IT9-6: Expected future payment revisions

Payment revisions	Relevance	Details (if applicable) and comments
Planned increase/decrease of payment levels	✓	A revision of payment rates is being discussed at national level, but at present there is no final decision

Table IT9-7: Scheme access

Scheme access	Relevance	Details (if applicable) and comments
Restricted scheme access due to budget constraints	ND	-

Table IT9-8: Combinations with agri-environmental measures (on-top-measures)

Name of the measure Requirements and eligibility conditions	On-top payment	Combination is:
Breeding of native dying breeds Five years commitment. Adoption of breeding techniques with guarantee suitable sanitary conditions. Keeping of a stable book.	200-500 €/LU/year depending on breed	Optional <input checked="" type="checkbox"/> Compulsory <input type="checkbox"/>

Country files – Italy: Toscana

The information on the current organic support scheme in Toscana was provided by Filippo Chiozzotto, National Institute of Agricultural Economics (INEA), Italy. Other sources are indicated below the tables where applicable.

Table IT10-1.1: Overview of the payments to organic producers in 2007

Land type	Additional differentiation	Conversion		Main-tenance €/ha	Comments
		1-2 years €/ha	3-5 years €/ha		
Vineyards	-	720	720	650	-
Olive trees	-	600	600	500	-
Orchards, tree nurseries	-	840	840	700	-
Cereals	-	160	160	150	-
Maize	-	250	250	230	-
Industrial and oleaginous crops	-	150	150	140	-
Grain legumes	-	115	115	100	-
Forage crops	-	125	125	125	-
Forage crops with livestock	0.3-1 LU/ha	212	212	212	Payments are reduced by the payment granted to the farmer in the same year under Art. 68 of regulation EC (no) 1782/2003
	1-2 LU/ha	300	300	300	
Pastures with livestock	0.3-1 LU/ha	87	87	87	
	1-2 LU/ha	175	175	175	
Tomatoes	-	480	480	390	-
Horticulture	-	480	480	390	-

Table IT10-1.2: Differences in payment rates between 2004 and 2007

Land type	Additional differentiation	Conversion		Main-tenance €/ha	Comments
		1-2 years €/ha	3-5 years €/ha		
Vineyards	-	-90	-90	-160	-
Olive trees	-	+150	+150	+100	-
Orchards, tree nurseries	-	+30	+30	-110	-
Cereals	-	-110	-110	-120	-
Maize	-	-140	-140	-160	-
Industrial crops	-	-300	-300	-310	-
Oleaginous crops	-	-210	-210	-220	-
Grain legumes	-	-155	-155	-155	-
Forage crops	-	-75	-75	-75	-
Forage crops with livestock	0.3-1 LU/ha	+12	+12	+12	Payment rates were calculated on the basis of 200 €/LU with a maximum rate of 400 €/ha
	1-2 LU/ha	-100	-100	-100	
Pastures with livestock	0.3-1 LU/ha	-113	-113	-113	Payment rates were calculated on the basis of 200 €/LU with a maximum rate of 200 €/ha
	1-2 LU/ha	-25	-25	-25	
Tomatoes	-	+480	+480	+390	-
Horticulture	-	-120	-120	-210	-

Source: Based on Regione Toscana (2000) and INEA (2009).

Table IT10-2: Payment limits

	Maximum limit (size or amount)	Minimum limit (size or amount)	Payment degression	Stocking rate limit	
				Minimum	Maximum
Limits	-	1.0 ha 0.5 ha (horticulture)	-	0.3 LU/ha	-
Comment	-	-	-	Applies to payments for forage crops and pastures with livestock	

Table IT10-3: Conversion and management requirements

Requirement	Relevance	Details (if applicable) and comments
Organic management of livestock	-	-
Possibility of gradual conversion	-	-
Possibility of part conversion	-	-

Table IT10-4: Eligible crop and additional environmental or other requirements in organic farming support schemes

Requirement	Relevance	Details (if applicable) and comments
Restricted eligibility of crops	-	-
Scheme requirements and obligations beyond organic standards	-	-
Other aspects	✓	Pastures with livestock are supported by payments under Art. 68 of regulation EC (no) 1782/2003.

Table IT10-5: Certification aspects

Certification aspects	Relevance	Details (if applicable) and comments
Certification required	✓	Certification according to (EC) No 834/2007
Organic certification support scheme	(✓)	Support is provided under measure 132 for a maximum of 5 years. Payment is calculated according to actual the statement of expenses, up to a max. of 3 000 €/farm

Table IT10-6: Expected future payment revisions

Payment revisions	Relevance	Details (if applicable) and comments
Planned increase/decrease of payment levels	✓	A revision of payment rates is being discussed at national level, but at present there is no final decision

Table IT10-7: Scheme access

Scheme access	Relevance	Details (if applicable) and comments
Restricted scheme access due to budget constraints	ND	-

Table IT10-8: Combinations with agri-environmental measures (on-top-measures)

Name of the measure Requirements and eligibility conditions	On-top payment	Combination is:
Conservation of animal genetic resources for protection of biodiversity	200-400 LU/ha	Optional <input checked="" type="checkbox"/>
Breeding in pureness of dying native species	depending on species	Compulsory <input type="checkbox"/>
Respect of an inbreeding plan		
Conservation of plant genetic resources for protection of biodiversity	Up to 600 €	Optional <input checked="" type="checkbox"/>
	per beneficiary,	Compulsory <input type="checkbox"/>
	depending on species	

Country files – Italy: Trento

The information on the current organic support scheme in Trento was provided by Filippo Chiozzotto, National Institute of Agricultural Economics (INEA), Italy. Other sources are indicated below the tables where applicable.

Table IT11-1.1: Overview of the payments to organic producers in 2007

Land type	Additional differentiation	Conversion		Main-tenance €/ha	Comments
		1-2 years €/ha	3-5 years €/ha		
Vegetables	-	600	600	600	-
Arable land	-	450	450	450	-
Low-stemmed orchards	-	600	600	600	Includes, for example, blueberry, raspberry, black current and other berries
Specialized orchards and vineyards	-	900	900	900	Specialised orchards mainly refer to apple trees.
Olive groves, chestnut trees, etc.	-	450	450	450	-

Table IT11-1.2: Differences in payment rates between 2004 and 2007

Land type	Additional differentiation	Conversion		Main-tenance €/ha	Comments
		1-2 years €/ha	3-5 years €/ha		
Vegetables	-	+60 * unchanged **	+60 * unchanged **	+60 * unchanged **	In the previous RDP organic support payments were also differentiated by ordinary and preferential areas: * difference to payments in (previously) ordinary areas ** difference to payments in (previously) preferential areas
Arable land	-	-90 * -150 **	-90 * -150 **	-90 * -150 **	
Low-stemmed orchards	-	-250 * -300 **	-250 -300	-250 * -300 **	
Specialized orchards and vineyards	-	+50 * unchanged **	+50 * unchanged **	+50 * unchanged **	
Olive groves, chestnut trees, etc.	-	unchanged * unchanged **	unchanged * unchanged **	unchanged * unchanged **	

Source: Based on Tuson and Lampkin (2007) and INEA (2009).

Table IT11-2: Payment limits

	Maximum limit (size or amount)	Minimum limit (size or amount)	Payment degression	Stocking rate limit	
				Minimum	Maximum
Limits	-	0.3 ha	-	-	-
Comment	-	-	-	-	-

Table IT11-3: Conversion and management requirements

Requirement	Relevance	Details (if applicable) and comments
Organic management of livestock	-	-
Possibility of gradual conversion	-	-
Possibility of part conversion	-	-

Table IT11-4: Eligible crop and additional environmental or other requirements in organic farming support schemes

Requirement	Relevance	Details (if applicable) and comments
Restricted eligibility of crops	-	-
Scheme requirements and obligations beyond organic standards	-	-
Other aspects	-	-

Table IT11-5: Certification aspects

Certification aspects	Relevance	Details (if applicable) and comments
Certification required	✓	Certification according to (EC) No 834/2007
Organic certification support scheme	-	-

Table IT11-6: Expected future payment revisions

Payment revisions	Relevance	Details (if applicable) and comments
Planned increase/decrease of payment levels	✓	A revision of payment rates is being discussed at national level, but at present there is no final decision

Table IT11-7: Scheme access

Scheme access	Relevance	Details (if applicable) and comments
Restricted scheme access due to budget constraints	ND	-

Table IT11-8: Combinations with agri-environmental measures (on-top-measures)

Name of the measure Requirements and eligibility conditions	On-top payment	Combination is:
Hedgerows Creation of new hedgerows and/or maintenance of existing ones. Minimum length of a single stretch is 50 m. Maximum total occupied area may not exceed 10 % of UAA.	Up to 900 €/ha depending on farm crops	Optional <input checked="" type="checkbox"/> Compulsory <input type="checkbox"/>
Planting rows, isolated trees and little woods Creation of new Planting rows, isolated trees and little woods, and/or management of existing ones. Planting rows must be made up of about 20 native broadleaves, 100 m long. Isolated trees must be at least 3 m high and max. 30 m far from each other. Little woods must be smaller than 1000 m ² , with trees at least 6 m high. No specialized tree crops allowed.	Up to 900 €/ha for planting rows, depending on farm crops Up to 450 €/ha for isolated trees and little woods.	Optional <input checked="" type="checkbox"/> Compulsory <input type="checkbox"/>
Environmental management of ditches for clearing of land Minimum length of ditches is about 25 m and there must be water in the growing season.	Up to 450 €/ha	Optional <input checked="" type="checkbox"/> Compulsory <input type="checkbox"/>
Conversion of arable land into meadows/pastures for biodiversity Minimum converted area is 500 m ² . At least 1 mowing per year.	450 €/ha	Optional <input checked="" type="checkbox"/> Compulsory <input type="checkbox"/>
Execution of fallow land to feed wildlife Fallow land must be kept until March 15 th of the following year. Area must be at least 300 m ² and may not exceed 3000 m ² . At least two species must be used.	Up to 450 €/ha	Optional <input checked="" type="checkbox"/> Compulsory <input type="checkbox"/>
Creation and/or upgrading of wetlands Min. area of a single wetland is 100 m ² , total wetlands must be at least 500 m ² .	Up to 900 €/ha depending on cultivated crops	Optional <input checked="" type="checkbox"/> Compulsory <input type="checkbox"/>

Country files – Italy: Umbria

The information on the current organic support scheme in Umbria was provided by Filippo Chiozzotto, National Institute of Agricultural Economics (INEA), Italy. Other sources are indicated below the tables where applicable.

Table IT12-1.1: Overview of the payments to organic producers in 2008

Land type	Additional differentiation	Conversion		Main-tenance €/ha	Comments
		1-2 years €/ha	3-5 years €/ha		
Cereals and oleaginous crops	Ordinary	216	216	200	-
	Areas with complex development problems	162	162	150	-
Tobacco with drop irrigation	-	426	426	410	-
Maize	Ordinary	326	326	300	-
	Areas with complex development problems	250	250	230	-
Maize with drop irrigation	-	500	500	500	-
Legumes	Ordinary	180	180	160	-
	Areas with complex development problems	160	160	140	-
Vineyards and orchards	Ordinary	720	720	650	-
	Areas with complex development problems	550	550	500	-
Olive trees	Ordinary	525	525	405	-
	Areas with complex development problems	365	365	270	-
Forage crops	-	120	120	110	Only for organic livestock
Vegetables	-	500	500	420	-
Vegetables with drop irrigation	-	600	600	600	-

Table IT12-1.2: Overview of the payment rates to organic producers in 2000-2006¹⁾

Land type	Additional differentiation	Conversion		Main-tenance €/ha	Comments
		1-2 years €/ha	3-5 years €/ha		
Horticulture	-	540	540	540	-
Arable crops (according to Reg. 1251/99)	-	400	400	400	-
Other annual crops	-	450	450	450	-
Olive trees	-	500	500	500	-
Vineyards and orchards	-	800	800	800	-
Legumes	-	180	180	180	-
Pastures and meadows	-	270	270	270	-

1) The differentiation categories and payment degression have changed in the current scheme. Table 1b thus provides an overview of the payments 2000–2006, instead of depicting payment changes.

Source: Based on Regione Umbria (2000).

Table IT12-2: Payment limits

	Maximum limit (size or amount)	Minimum limit (size or amount)	Payment degression	Stocking rate limit	
				Minimum	Maximum
Limits	-	3 ha (herbaceous crops) 1 ha (tree crops)	-	0.4 ha (areas with complex development problems) 0.6 ha (other areas)	-
Comment	-	-	-	-	-

Table IT12-3: Conversion and management requirements

Requirement	Relevance	Details (if applicable) and comments
Organic management of livestock	-	-
Possibility of gradual conversion	-	-
Possibility of part conversion	-	-

Table IT12-4: Eligible crop and additional environmental or other requirements in organic farming support schemes

Requirement	Relevance	Details (if applicable) and comments
Restricted eligibility of crops	✓	Pastures and meadow-Pastures are not eligible.
Scheme requirements and obligations beyond organic standards	-	-
Other aspects	✓	Forage crops do not include pastures and meadow-pastures.

Table IT12-5: Certification aspects

Certification aspects	Relevance	Details (if applicable) and comments
Certification required	✓	Certification according to (EC) No 834/2007
Organic certification support scheme	(✓)	Support is provided under measure 132 for a maximum of 5 years. Payment is calculated according to actual the statement of expenses, up to a max. of 3 000 €/farm

Table IT12-6: Expected future payment revisions

Payment revisions	Relevance	Details (if applicable) and comments
Planned increase/decrease of payment levels	✓	A revision of payment rates is being discussed at national level, but at present there is no final decision

Table IT12-7: Scheme access

Scheme access	Relevance	Details (if applicable) and comments
Restricted scheme access due to budget constraints	ND	-

Table IT12-8: Combinations with agri-environmental measures (on-top-measures)

Name of the measure	On-top payment	Combination is:
Requirements and eligibility conditions		
Conservation of agri-ecosystem's elements (hedgerows, tree line, etc.) with predominant environmental and landscape role Presentation of a technical report regarding the conservation interventions to be done Weed control and prohibition of productive cultivation	100-150 €/ha depending on the type of elements	Optional <input checked="" type="checkbox"/> Compulsory <input type="checkbox"/>
Protection of dying native species Min. 2 LU	120-130 €/ha depending on species	Optional <input checked="" type="checkbox"/> Compulsory <input type="checkbox"/>

Country files – Italy: Veneto

The information on the current organic support scheme in Veneto was provided by Filippo Chiozzotto, National Institute of Agricultural Economics (INEA), Italy. Other sources are indicated below the tables where applicable.

Table IT13-1.1: Overview of the payments to organic producers in 2007

Land type	Additional differentiation	Conversion		Main-tenance €/ha	Comments
		1-2 years €/ha	3-5 years €/ha		
Cereals	Ordinary	180	180	144	-
	Natura 2000 areas	144	144	115	
Root crops	Ordinary	240	240	192	-
	Natura 2000 areas	192	192	154	
Horticulture	Ordinary	440	440	352	-
	Natura 2000 areas	352	352	282	
Vineyards, olive trees and minor fruits	Ordinary	400	400	320	-
	Natura 2000 areas	320	320	256	
Orchards	Ordinary	600	600	480	-
	Natura 2000 areas	480	480	384	
Grassland and multiannual fodder crops	Ordinary	260	260	208	-
	Natura 2000 areas	208	208	166	
Pastures	Ordinary	100	100	80	-
	Natura 2000 areas	80	80	64	

Table IT13-1.2: Differences in payment rates between 2004 and 2007

Land type	Additional differentiation	Conversion		Main-tenance €/ha	Comments
		1-2 years €/ha	3-5 years €/ha		
Cereals	Ordinary	-420	-420	-336	These categories did not exist in the previous RDP. Payment rates are compared to the category 'herbaceous crops in rotation' in 2004.
	Natura 2000 areas	-456	-456	-365	
Root crops	Ordinary	-360	-360	-288	
	Natura 2000 areas	-408	-408	-326	
Horticulture	Ordinary	-160	-160	-128	
	Natura 2000 areas	-248	-248	-198	
Vineyards, olive trees and minor fruits	Ordinary	-500	-500	-490	-
	Natura 2000 areas	-580	-580	-554	
Orchards	Ordinary	-300	-300	-420	-
	Natura 2000 areas	-420	-420	-516	
Grassland and multiannual fodder crops	Ordinary	-	-	-	No comparable category did exist in the previous RDP.
	Natura 2000 areas	-	-	-	
Pastures	Ordinary	-	-	-	In the previous period payments were provided by pasture conservation agri-environmental measures (Actions 11 and 12).
	Natura 2000 areas	-	-	-	

Source: Based on Regione del Veneto (2003) and INEA (2009).

Table IT13-2: Payment limits

	Maximum limit (size or amount)	Minimum limit (size or amount)	Payment degression	Stocking rate limit	
				Minimum	Maximum
Limits	-	1 ha	-	1 LU/ha	-
Comment	-	-	-	Applies only to grassland and pastures	-

Table IT13-3: Conversion and management requirements

Requirement	Relevance	Details (if applicable) and comments
Organic management of livestock	✓	-
Possibility of gradual conversion	-	-
Possibility of part conversion	-	-

Table IT13-4: Eligible crop and additional environmental or other requirements in organic farming support schemes

Requirement	Relevance	Details (if applicable) and comments
Restricted eligibility of crops	-	-
Scheme requirements and obligations beyond organic standards	-	-
Other aspects	-	-

Table IT13-5: Certification aspects

Certification aspects	Relevance	Details (if applicable) and comments
Certification required	✓	Certification according to (EC) No 834/2007
Organic certification support scheme	(✓)	Support is provided under measure 132. Payment is calculated according to actual the statement of expenses, up to a max. of 3 000 €/farm

Table IT13-6: Expected future payment revisions

Payment revisions	Relevance	Details (if applicable) and comments
Planned increase/decrease of payment levels	✓	A revision of payment rates is being discussed at national level, but at present there is no final decision

Table IT13-7: Scheme access

Scheme access	Relevance	Details (if applicable) and comments
Restricted scheme access due to budget constraints	ND	-

Table IT13-8: Combinations with agri-environmental measures (on-top-measures)

Name of the measure Requirements and eligibility conditions	On-top payment	Combination is:
None		Optional <input type="checkbox"/> Compulsory <input type="checkbox"/>

Country files – Lithuania

The information on the current organic support scheme in Lithuania was provided by Irena Krisciciukaitiene, Lithuanian Institute of Agrarian Economics (LAEI), Lithuania. Other sources are indicated below the tables where applicable.

Table LT-1.1: Overview of the payments to organic producers

Land type	Additional differentiation	Conversion		Main-tenance €/ha	Comments
		1-2 years €/ha	3-5 years €/ha		
Grain crops	No further differentiation	215	215	215	Arable land: pulses, oilcrops, sugar beets and generally fodder crops are not supported
Perennial grass		127	127	127	-
Vegetables, potatoes		440	440	440	-
Herbs		489	489	489	-
Berries and gardens		516	516	516	-

Table LT-1.2: Differences in payment rates between 2004 and 2009

Land type	Additional differentiation	Conversion		Main-tenance €/ha	Comments
		1-2 years €/ha	3-5 years €/ha		
Grain crops	No further differentiation	-201	-201	-201	Arable land: pulses, oilcrops, sugar beets and generally fodder crops are not supported
Perennial grass		+9	+9	+9	-
Vegetables, potatoes		-111	-111	-111	-
Herbs		+33	+33	+33	-
Berries and gardens		-218	-218	-218	-

Source: Based on LAEI (2009) and Krisciciukaitiene et al. (2007).

Table LT-2: Payment limits

	Maximum limit (size or amount)	Minimum limit (size or amount)	Payment degression	Stocking rate limit	
				Minimum	Maximum
Limits	115 848 €/farm/year	-	-	-	-
Comment	-	-	-	-	-

Table LT-3: Conversion and management requirements

Requirement	Relevance	Details (if applicable) and comments
Organic management of livestock	✓	-
Possibility of gradual conversion	✓	-
Possibility of part conversion	✓	-

Table LT-4: Eligible crop and additional environmental or other requirements in organic farming support schemes

Requirement	Relevance	Details (if applicable) and comments
Restricted eligibility of crops	✓	Arable land: only grains for human consumption are eligible
Scheme requirements and obligations beyond organic standards	✓	Participant will receive payment after presentation of invoice confirming that part of production was sold.
Other aspects	-	-

Table LT-5: Certification aspects

Certification aspects	Relevance	Details (if applicable) and comments
Certification required	✓	Certification according to EC No 834/2007 and Law No 242/2000
Organic certification support scheme	✓	44.8 €/ha up to max. 68.93 €/farm (with VAT) for inspection costs.

Table LT-6: Expected future payment revisions

Payment revisions	Relevance	Details (if applicable) and comments
Planned increase/decrease of payment levels	✓	A 50 % increase of the payment rates for grains was planned in 2009, but was not implemented in 2010 to due budgetary problems.

Table LT-7: Scheme access

Scheme access	Relevance	Details (if applicable) and comments
Restricted scheme access due to budget constraints	-	-

Table LT-8: Combinations with agri-environmental measures (on-top-measures)

Name of the measure Requirements and eligibility conditions	On-top payment	Combination is:
-	-	Optional <input type="checkbox"/> Compulsory <input type="checkbox"/>

Country files – Luxembourg

The information on the organic support scheme in Luxembourg was provided by Monique Faber (Administration des services techniques de l'agriculture, Luxembourg). Other sources are indicated below the tables where applicable.

Table LU-1.1: Overview of the payments to organic producers in 2007

Land type	Additional differentiation	Conversion		Main-tenance €/ha	Comments
		1-2 years €/ha	3-5 years €/ha		
Arable land and grassland	-	200	150	150	No abandoned land or fallow land (except those include in organic rotation)
Vegetables crops in field, temporary fruits and grape production	-	650	450	450	-
Vegetables crops in green house, permanent fruits and grape production	-	1 000	600	600	-

Table LU-1.2: Differences in payment rates between 2004 and 2007

Arable land and grassland	-	un-changed	un-changed	un-changed	The payment in 2000/2006 was differentiated according to the size of the converted or maintained area. The first 70 ha received 100 %; areas beyond 70 ha received 50 % of the payment rate.
Vegetables crops in field, temporary fruits and grape production	-	+250	+150	+150	-
Vegetables crops in green house, permanent fruits and grape production	-	+450	+150	+150	-

Source: Based on Tuson and Lampkin (2007) and Faber (2009).

Table LU-2: Payment limits

	Maximum limit (size or amount)	Minimum limit (size or amount)	Payment degression	Stocking rate limit	
				Minimum	Maximum
Limits	-	-	-	0.5 LU/ha	1.7 LU/ha
Comment	-	-	-	Full payment rates are only paid for areas which results in a stocking rate of 0.75 LU/ha, remaining areas only qualify for a payment of 50 EUR/ha	Applies after three years

Table LU-3: Conversion and management requirements

Requirement	Relevance	Details (if applicable) and comments
Organic management of livestock	✓	-
Possibility of gradual conversion	✓	Only in vineyards, because of difficulties to avoid helicopter-spraying on every parcel of the farm
Possibility of part conversion	-	-

Table LU-4: Eligible crop and additional environmental or other requirements in organic farming support schemes

Requirement	Relevance	Details (if applicable) and comments
Restricted eligibility of crops	✓	No abandoned land or fallow land (except those included in organic rotation)
Scheme requirements and obligations beyond organic standards	-	-
Other aspects	✓	To receive 100 % of the payment rate of the conversion scheme a successor must be declared when a farmer is 60 years old. Plots located outside Luxembourg (<25 km) and not benefiting from other AEMs can be included in the scheme.

Table LU-5: Certification aspects

Certification aspects	Relevance	Details (if applicable) and comments
Certification required	✓	Certification according to (EC) No 834/2007
Organic certification support scheme	-	-

Table LU-6: Expected future payment revisions

Payment revisions	Relevance	Details (if applicable) and comments
Planned increase/decrease of payment levels	-	-

Table LU-7: Scheme access

Scheme access	Relevance	Details (if applicable) and comments
Restricted scheme access due to budget constraints	-	-

Table LU-8: Combinations with agri-environmental measures (on-top-measures)

Name of the measure Requirements and eligibility conditions	On-top payment	Combination is:
Intercropping	80-120 €/ha	Optional <input type="checkbox"/>
		Compulsory <input type="checkbox"/>
Reduced tillage system	50 €/ha	Optional <input type="checkbox"/>
		Compulsory <input type="checkbox"/>

Country files – Latvia

The information on the current organic support scheme in Latvia was provided by Liga Drozdovska, Ministry of Agriculture (MoA), Latvia. Other sources are indicated below the tables where applicable.

Table LV-1.1: Overview of the payments to organic producers in 2009

Land type	Additional differentiation	Conversion		Main-tenance €/ha	Comments
		1-2 years €/ha	3-5 years €/ha		
Permanent meadows and pastures, nectar plants	-	138	138	138	-
Field crops, other crop in arable land, perennial grass-land and grassland in arable land for seed prod., fallow	-	108	108	108	-
Vegetables (incl. herbs) and household gardens	-	357	357	357	-
Potatoes, starch potatoes	-	318	318	318	-
Fruit crops and bush fruits	-	419	419	419	-

Table LV-1.2: Differences in payment rates between 2004 and 2007

Land type	Additional differentiation	Conversion		Main-tenance €/ha	Comments
		1-2 years €/ha	3-5 years €/ha		
Permanent meadows and pastures, nectar plants	-	-1	-1	+56	Only one payment level was implemented in 2004 which was applied for comparison.
Field crops, other crop in arable land, perennial grass-land and grassland in arable land for seed prod., fallow	-	-31	-31	+26	
Vegetables (incl. herbs) and household gardens	-	+218	+218	+275	
Potatoes, starch potatoes	-	+179	+179	+236	
Fruit crops and bush fruits	-	+280	+280	+337	

Source: Based on MoA (2009) and Hrabalova et al. (2005).

Table LV-2: Payment limits

	Maximum limit (size or amount)	Minimum limit (size or amount)	Payment degression	Stocking rate limit	
				Minimum	Maximum
Limits	-	1.0 ha 0.3 ha (plot size)	-	0.2 ha	-
Comment	-	-	-	Applies to payments for permanent grassland, meadows and pastures	

Table LV-3: Conversion and management requirements

Requirement	Relevance	Details (if applicable) and comments
Organic management of livestock	✓	-
Possibility of gradual conversion	✓	-
Possibility of part conversion	✓	-

Table LV-4: Eligible crop and additional environmental or other requirements in organic farming support schemes

Requirement	Relevance	Details (if applicable) and comments
Restricted eligibility of crops	✓	No set-aside land
Scheme requirements and obligations beyond organic	-	No specific requirements beyond cross compliance conditions and that permanent grassland can not be converted to arable land.
Other aspects	-	-

Table LV-5: Certification aspects

Certification aspects	Relevance	Details (if applicable) and comments
Certification required	✓	Certification according to EC No 834/2007
Organic certification support scheme	-	Support payment includes expenditure for certification (15 €/ha)

Table LV-6: Expected future payment revisions

Payment revisions	Relevance	Details (if applicable) and comments
Planned increase/decrease of payment levels	-	-

Table LV-7: Scheme access

Scheme access	Relevance	Details (if applicable) and comments
Restricted scheme access due to budget constraints	✓	156 farms

Table LV-8: Combinations with agri-environmental measures (on-top-measures)

Name of the measure Requirements and eligibility conditions	On-top payment	Combination is:
Stubble field in winter period: Preservation of post-harvest residues or stubbles in winter period.	87 € per ha of stubble	Optional <input checked="" type="checkbox"/> Compulsory <input type="checkbox"/>
Establishment of Buffer Zones At least 100 m continuous length; breadth – 4 m from arable land and 4-10 from watersources; not smaller than 0.3 ha	0.128 € per ha arable land in case of bufferzones from arable land 0.099 – 0.248 € per ha arable land in case of bufferzones from water sources	Optional <input checked="" type="checkbox"/> Compulsory <input type="checkbox"/>
Preservation of genetic resources of farming animals Animal comply with requirements of animal breeding varieties program; only 550 animal from each type	155 € per Latvian brown cow 200 € per Latvian blue cow and Latvian draught horses 160 € per Latvian white pig 75 € per Latvian blackhead sheep and Latvian goat	Optional <input checked="" type="checkbox"/> Compulsory <input type="checkbox"/>

Country files – Netherlands

The information on the current organic support scheme in the Netherlands was provided by Margreet Hofstede, Ministry of Agriculture, Nature and Food Quality, Netherlands. Other sources are indicated below the tables where applicable.

Since 2005 no area-based organic support payments for conversion or maintenance are provided. Only organic certification is supported and organic farmers have access to specific fiscal arrangements (e.g. green loans with lower interest rates and other measures such as possibility to deduct investments from income).

Table NL-5: Certification aspects

Certification aspects	Relevance	Details (if applicable) and comments
Certification required	✓	Certification according to (EC) No 834/2007
Organic certification support scheme	✓	650 €/year/farm

Table NL-6: Expected future payment revisions

Payment revisions	Relevance	Details (if applicable) and comments
Planned revisions of payment levels	-	-

Table NL-8: Combinations with agri-environmental measures (on-top-measures)

Name of the measure Requirements and eligibility conditions	On-top payment	Combination is:
ND	-	Optional <input type="checkbox"/> Compulsory <input type="checkbox"/>

Country files – Poland

The information on the current organic support scheme in Poland was provided by Sylwia Zakowska-Biemans, Warsaw University of Life Sciences, Poland. Other sources are indicated below the tables where applicable.

Table PL-1.1: Overview of the payments to organic producers in 2009¹⁾

Land type	Additional differentiation	Conversion		Main-tenance €/ha	Comments
		1-2 years €/ha	3-5 years €/ha		
Arable land	-	215.2	202.4	202.4	-
Permanent grassland	-	84.5	66.6	66.6	-
Vegetable production	-	397	333	333	-
Special crops (orchards, soft fruit etc.)	-	461.1	394.5	394.5	-
Other orchards and soft fruit	-	204.9	166.5	166.5	List of specific crops defined in annex of RDP.
Herbs	-	294.6	269	269	-

1) Exchange rate 3.9 PLN = 1 €

Table PL-1.2: Differences in payment rates between 2004 and 2007

Land type	Additional differentiation	Conversion		Main-tenance €/ha	Comments
		1-2 years €/ha	3-5 years €/ha		
Arable land	-	+66	+71	+71	-
Permanent grassland	-	+12	+10	+10	-
Vegetable production	-	+182	+127	+127	-
Special crops (orchards, soft fruit etc.)	-	+67	57	57	Compared to the categories 'permanent crops' and 'berry plantations' in 2004.
Other orchards and soft fruit	-	-189	-170	-170	
Herbs	-	+80	+63	+63	-

Source: Based on Hrabalova et al. (2005) and Warsaw University of Life Sciences (2009).

Table PL-2: Payment limits

	Maximum limit (size or amount)	Minimum limit (size or amount)	Payment degression	Stocking rate limit	
				Minimum	Maximum
Limits	-	1 ha	0.1 ha - 100 ha = 100 % 101 ha - 200 ha = 50 % > 200 ha = 10 %	-	-
Comment	-	-	-	-	-

Table PL-3: Conversion and management requirements

Requirement	Relevance	Details (if applicable) and comments
Organic management of livestock	✓	-
Possibility of gradual conversion	-	-
Possibility of part conversion	✓	-

Table PL-4: Eligible crop and additional environmental or other requirements in organic farming support schemes

Requirement	Relevance	Details (if applicable) and comments
Restricted eligibility of crops	✓	List of eligible crops defined in annex of RDP.
Scheme requirements and obligations beyond organic standards	-	-
Other aspects	-	-

Table PL-5: Certification aspects

Certification aspects	Relevance	Details (if applicable) and comments
Certification required	✓	Certification according to (EC) No 834/2007
Organic certification support scheme	(✓)	Support is provided under measure 132. The maximum payment limit is 243 € (996 PLN) per farm and year

Table PL-6: Expected future payment revisions

Payment revisions	Relevance	Details (if applicable) and comments
Planned increase/decrease of payment levels	-	-

Table PL-7: Scheme access

Scheme access	Relevance	Details (if applicable) and comments
Restricted scheme access due to budget constraints	-	-

Table PL-8: Combinations with agri-environmental measures (on-top-measures)

Name of the measure Requirements and eligibility conditions	On-top payment	Combination is:
The farmers can combine organic farming support scheme with several other agri-environmental measures except integrated farming and protection of soil and water.		
Extensive permanent grassland	128.10 €/ha	Optional <input checked="" type="checkbox"/> Compulsory <input type="checkbox"/>
214-II/2 Mowing of meadows on steep slopes – inclination 50%	142.27 €/ha	Optional <input checked="" type="checkbox"/> Compulsory <input type="checkbox"/>
Protection of endangered bird species and natural habitats outside of Natura 2000 areas	140.9-307 €/ha (payment rate varies between options)	Optional <input checked="" type="checkbox"/> Compulsory <input type="checkbox"/>
Protection of endangered bird species and natural habitats in Natura 2000 areas	140.9-356.1 €/ha (payment rate varies between options)	Optional <input checked="" type="checkbox"/> Compulsory <input type="checkbox"/>
Preservation of endangered genetic plant resources in agriculture	146-1204 €/ha (payment rate varies between options)	Optional <input checked="" type="checkbox"/> Compulsory <input type="checkbox"/>
Preservation of endangered animal genetic resources in agriculture	82.0-384.2 €/ha	Optional <input checked="" type="checkbox"/> Compulsory <input type="checkbox"/>
Buffer Zones	10.2-28.2 €/ha	Optional <input checked="" type="checkbox"/> Compulsory <input type="checkbox"/>

Country files – Portugal

The information on the current organic support scheme in Portugal was provided by Inter-bio – Organic Agriculture Inter-professional Association, Portugal. Other sources are indicated below the tables where applicable.

Table PT-1.1: Overview of the payments to organic producers in 2009

Land type	Additional differentiation	Conversion		Main-tenance €/ha	Comments
		1-2 years €/ha	3-5 years €/ha		
Fresh fruits irrig	<5 ha	1080	900	900	
	5-10 ha	864	720	720	
	10-25 ha	540	450	450	
	>25 ha	216	180	180	
Fresh fruits dried cond.	<5 ha	864	720	720	
	5-10 ha	691.2	576	576	
	10-25 ha	432	360	360	
	>25 ha	172.8	144	144	
Olive trees & dried fruits irrig	<10 ha	612	510	510	
	10-20 ha	489.6	408	408	
	20-50 ha	306	255	255	
	>50 ha	122.4	102	102	
Olive trees & dried fruits in dried cond.	<20 ha	283.2	236	236	
	20-40 ha	226.56	188.8	188.8	
	40-100 ha	141.6	118	118	
	>100 ha	56.64	47.2	47.2	
Vineyards	<5 ha	588	490	490	
	5-10 ha	470.4	392	392	
	10-25 ha	294	245	245	
	>25 ha	117.6	98	98	
Annual crops irrig	<20 ha	427.2	356	356	
	20-40 ha	340.8	284	284	
	40-100 ha	213.6	178	178	
	>100 ha	85.44	71.2	71.2	
Annual crops dried cond	<30 ha	91.2	76	76	
	30-60 ha	72.96	60.8	60.8	
	60-150 ha	45.6	38	38	
	>150 ha	18.24	15.2	15.2	
Vegetables	<5 ha	720	600	600	
	5-10 ha	576	480	480	
	10-25 ha	360	300	300	
	>25 ha	144	120	120	
Vegetables (greenhouse)	ha	720	600	600	
Perman. pasturage	<3 ha	206.4	172	172	
	30-60 ha	165.12	137.6	137.6	
	60-150 ha	103.2	86	86	
	>150 ha	41.28	34.4	34.4	
Perman. & biodiv. Pasturage	<30 ha	252	210	210	
	30-60 ha	201.6	168	168	
	60-150 ha	126	105	105	
	>150 ha	50.4	42	42	

Table PT-1.2: Overview of the payments to organic producers in 2004¹⁾

Land type	Additional differentiation	Conversion		Main-tenance €/ha	Comments
		1-2 years €/ha	3-5 years €/ha		
Pomaceous fruit, stone fruit, citrus and fig trees, sub-tropical and small fruits	<5 ha	825.6	688	688	A top-up of 20 % is paid in the first two years of the conversion period.
	5-10 ha	600	500	500	
	10-25 ha	450	375	375	
	>25 ha	300	250	250	
Nut and strawberry trees	<5 ha	264	220	220	
	5-10 ha	192	160	160	
	10-25 ha	144	120	120	
	>25 ha	96	80	80	
Vineyards	<5 ha	577.2	481	481	
	5-10 ha	420	350	350	
	10-25 ha	314.4	262	262	
	>25 ha	210	175	175	
Olive trees	<5 ha	262.8	219	219	
	5-10 ha	190.8	159	159	
	10-25 ha	142.8	119	119	
	>25 ha	96	80	80	
Rain-fed annual crops	<5 ha	250.8	209	209	
	5-10 ha	182.4	152	152	
	10-25 ha	136.8	114	114	
	>25 ha	91.2	76	76	
Irrigated annual crops	<5 ha	357.6	298	298	
	5-10 ha	261.6	218	218	
	10-25 ha	195.6	163	163	
	>25 ha	130.8	109	109	
Horticulture outdoor	<5 ha	720	600	600	
	5-10 ha	576	480	480	
	>10 ha	288	240	240	
Horticulture (glasshouse)	<2 ha	720	600	600	
	2-5 ha	576	480	480	
	>5 ha	288	240	240	
Pastures and permanent grassland	>10 ha	210	175	175	
	10-25 ha	168	140	140	
	25-50 ha	126	105	105	
	>50 ha	84	70	70	

1) The differentiation categories and payment degression have changed in the current scheme. Table 1b thus provides an overview of the payments in 2004, instead of depicting payment changes. Only payments for vineyards are directly comparable and the changes from 2004 to 2009 are: Vineyards: < 5 ha - +11 €/ha (1-2 years conv.) and +9 €/ha; 5-10 ha - +50 €/ha (1-2 years conv.) and +42 €/ha; 10-25 ha - -20 €/ha (1-2 years conv.) and -17 €/ha; > 25 ha - -92 €/ha (1-2 years conv.) and -77 €/ha.

Source: Tuson and Lampkin (2007).

Table PT-2: Payment limits

	Maximum limit (size or amount)	Minimum limit (size or amount)	Payment degression	Stocking rate limit		
				Minimum	Maximum	
Limits	-	0.25 ha (farm size)	< 5 ha = 100 % 5-10 ha = 80 % 10-25 ha = 50 % > 25 ha = 20 % < 10 ha = 100 % 10-20 ha = 80 % 20-50 ha = 50 % > 50 ha = 20 % < 20 ha = 100 % 20-40 ha = 80 % 40-100 ha = 50 % > 100 ha = 20 % > 30 ha = 100 % 30-60 ha = 80 % 60-150 ha = 50 % > 150 ha = 20 %	(Fresh fruits, vegetables and vineyards) (Olive trees and dried fruits (irrigated)) (Olive trees and dried fruits (non- irrigated), annual crops (irrigated)) (Annual crops (non-irrigated), permanent and biodiversity pasture)	-	-
Comment	-	-	-	-	-	

Table PT-3: Conversion and management requirements

Requirement	Relevance	Details (if applicable) and comments
Organic management of livestock	✓	-
Possibility of gradual conversion	-	-
Possibility of part conversion	-	-

Table PT-4: Eligible crop and additional environmental or other requirements in organic farming support schemes

Requirement	Relevance	Details (if applicable) and comments
Restricted eligibility of crops	-	-
Scheme requirements and obligations beyond organic standards	✓	Obligations of leaf and soil analysis
Other aspects	-	-

Table PT-5: Certification aspects

Certification aspects	Relevance	Details (if applicable) and comments
Certification required	✓	Certification according to (EC) No 834/2007
Organic certification support scheme	-	-

Table PT-6: Expected future payment revisions

Payment revisions	Relevance	Details (if applicable) and comments
Planned increase/decrease of payment levels	-	-

Table PT-7: Scheme access

Scheme access	Relevance	Details (if applicable) and comments
Restricted scheme access due to budget constraints	✓	No funding was provided for applications from 2005 – 2007.

Table PT-8: Combinations with agri-environmental measures (on-top-measures)

Name of the measure Requirements and eligibility conditions	On-top payment	Combination is:
The farmers can combine organic farming support scheme with several other agri-environmental measures except integrated farming and protection of soil and water.		
Combination of agri-environmental measures is possible, except no-tillage and line tillage measures, but the farmer receives only 80 % of both payments and maximum limits of agri-environment support according to (EC) No 1698/2005 need to be complied with.	Payments vary between different AE options	Optional <input checked="" type="checkbox"/> Compulsory <input type="checkbox"/>

Country files – Sweden

The information on the current organic support scheme in Sweden was provided by Lizzy Melby Jespersen, International Centre for Research in Organic Food Systems, Denmark, and Sofia Björnsson, Ministry of Agriculture (MoA), Sweden. Other sources are indicated below the tables where applicable.

Table SE-1.1: Overview of the payments to organic producers in 2009¹⁾

Land type	Additional differentiation	Conversion		Main-tenance €/ha	Comments
		1-2 years €/ha	3-5 years €/ha		
Arable land (in rotation): Grain, protein crops, fodder beets, other annual crops except grass and leguminous plants for forage production	-	144.44	144.44	144.44	
Arable land (in rotation): Oil plants, linseed, flax, brown beans, preserved peas, grass seed production	-	244.44	244.44	244.44	
Arable land (in rotation): Potatoes, sugar-beet, vegetables	-	555.60	555.60	555.60	Only half rate of the payment if the production is not certified or under conver- sion to organic.
Arable land: Fruit and berries	-	833.33	833.33	833.33	
Animal husbandry - Arable land (crop production incl. grassland in rotation)	Max. 1 LU/ha	-	-	177.78 €/LU	
Animal husbandry - Semi-natural grazing lands, mown meadowland (Permanent grassland)	Max. 0.5 LU/ha	-	-	177.78 €/LU	

1) Exchange rate: 9 SEK = 1 €

Table SE-1.2: Differences in payment rates between 2004 and 2009

Land type	Additional differentiation	Conversion		Main-tenance	Comments
		1-2 years €/ha	3-5 years €/ha		
Arable land (in rotation): Grain, protein crops, fodder beets, other annual crops except grass and leguminous plants for forage production	-	un- changed	un- changed	un- changed	Compared to the categories 'cereals' and 'protein crops' in the 2001-2006 period.
Arable land (in rotation): Oil plants, linseed, flax, brown brown beans, preserved peas, grass seed production	-	un- changed	un- changed	un- changed	Compared to the categories 'oilseeds' and 'other crops' in the 2001-2006 period.
Arable land (in rotation): Potatoes, sugar-beet	-	+311	+311	+311	Compared to the categories 'sugar beets' and 'potatoes' in the 2001-2006 period.
Arable land (in rotation): Vegetables	-	un- changed	un- changed	un- changed	Compared to the category 'vegetables' in the 2001-2006 period.
Arable land: Fruit and berries	-	un- changed	un- changed	un- changed	Compared to the category 'fruits and berries' in the 2001-2006 period.
Animal husbandry - Arable land (crop production incl. grassland in rotation)	Max. 1 LU/ha	-	-	-11 €/LU	Compared to the category 'support per LU' in the 2001-2006 period. Animal husbandry payments were only paid in relation to arable land in 2004.
Animal husbandry - Semi-natural grazing lands, mown meadowland (Permanent grassland)	Max. 0.5 LU/ha	-	-	-	

Source: Based on Tuson and Lampkin (2007) and International Centre for Research in Organic Food Systems and MoA (2009).

Table SE-2: Payment limits

	Maximum limit (size or amount)	Minimum limit (size or amount)	Payment degression	Stocking rate limit	
				Minimum	Maximum
Limits	-	1 000 SEK/farm and year	-	-	1 LU/ha (arable land) 0.5 ha (permanent grassland)
Comment	-	-	-	-	-

Table SE-3: Conversion and management requirements

Requirement	Relevance	Details (if applicable) and comments
Organic management of livestock	-	-
Possibility of gradual conversion	✓	-
Possibility of part conversion	✓	-

Table SE-4: Eligible crop and additional environmental or other requirements in organic farming support schemes

Requirement	Relevance	Details (if applicable) and comments
Restricted eligibility of crops	✓	Payment for organic cultivation is only eligible for arable land (land in rotation), and not for permanent grassland. The harvest shall be used as food, feedstuff, seed or for industrial purposes. Energy crops and fallow is not eligible.
Scheme requirements and obligations beyond organic standards	✓	The crop must be harvested and used. The crop must be managed with the intent to get a good harvest, e.g., if needed weeding and manure shall be used.
Other aspects	✓	The measure contains two submeasures, one for certified organic production and one for not certified production, with the same obligations except for the certification requirements.

Table SE-5: Certification aspects

Certification aspects	Relevance	Details (if applicable) and comments
Certification required	(✓)	Certification according to the KRAV standards or (EC) No 834/2007. However, farmers fulfilling organic requirements without being certified can still receive 50% of the payment rates.
Organic certification support scheme	(✓)	The funding is given as a lump sum per enterprise according to article 69 Reg 1782/2003 (for example, in 2008 about 4400 SEK (489 €) per farm).

Table SE-6: Expected future payment revisions

Payment revisions	Relevance	Details (if applicable) and comments
Planned increase/decrease of payment levels	✓	From 2010 and onwards: - Payment of 350 SEK/ha (39 €/ha) for organic ley-production (= grassland in rotation), pending EC approval. - Increase in support for organic cereal production to 1450 SEK/ha (161 €/ha), pending EC approval.

Table SE-7: Scheme access

Scheme access	Relevance	Details (if applicable) and comments
Restricted scheme access due to budget constraints	-	-

Table SE-8: Combinations with agri-environmental measures (on-top-measures)

Name of the measure Requirements and eligibility conditions	On-top payment	Combination is:
1. Biodiversity and cultural heritage in semi-natural grazing lands, mown meadowland (permanent grassland). Semi-natural grazing lands and mown meadowland (permanent grassland) is not an eligible crop in the support for organic cultivation. Organic husbandry support can be paid for permanent grassland areas: semi-natural grazing lands and mown meadowland.	700-3 500 SEK/ha (78-389 €/ha)	Optional <input checked="" type="checkbox"/> Compulsory <input type="checkbox"/>
2. Valuable natural and cultural environments in the agricultural landscape	Payments vary per landscape feature	Optional <input checked="" type="checkbox"/> Compulsory <input type="checkbox"/>
3. Endangered livestock breeds	1000-1 500 SEK/LU (111-167 €/LU)	Optional <input checked="" type="checkbox"/> Compulsory <input type="checkbox"/>
4. Reduced nutrient leaching from arable land, - Cultivation of catch crops - Spring cultivation (soil cultivation after 1 January)	300-1 300 SEK/ha (78-144 €/ha)	Optional <input checked="" type="checkbox"/> Compulsory <input type="checkbox"/>
5. Extensive grassland management for a better environment and an open landscape Grassland in rotation is not an eligible crop in support for organic cultivation. Organic husbandry support can be paid for ley areas.	300-2 100 SEK/ha (78-233 €/ha)	Optional <input checked="" type="checkbox"/> Compulsory <input type="checkbox"/>

Country files – Slovenia

The information on the current organic support scheme in Slovenia was provided by Anamarija Slabe, Institute for Sustainable Development (ISD), Slovenia. Other sources are indicated below the tables where applicable.

Table SI-1.1: Overview of the payments to organic producers in 2009

Land type	Additional differentiation	Conversion		Main-tenance €/ha	Comments
		1-2 years €/ha	3-5 years €/ha		
Arable	-	298.07	298.07	298.07	-
Horticulture	-	551.45	551.45	551.45	-
Horticulture - glasshouse	-	487.90	487.9	487.90	-
Olive groves > 150 trees/ha; orchards > 200 trees/ha (> 100 for walnut, chestnut)	-	554.73	554.73	554.73	-
Meadow orchards with high-stem trees 50-200 trees/ha	-	237.80	237.80	237.80	additional requirements – see below ¹⁾
Hops, vineyards, tree nurseries	-	578.92	578.92	578.92	-
Grass, grass-clover, meadows, pastures	-	227.55	227.55	227.55	additional requirements – see below ²⁾

1) Basic management requirements of trees and area (land) are defined.

2) Payments are available only for organic animal husbandry with stocking 0.2-1.9 LU/ha of total agricultural land per farm in 2007, 0.3-1.9 LU/ha in 2008, 0.4-1.9 LU/ha in 2009 and 0.5-1.9 LU/ha in 2010–2013, with an exception in case of animals on mountain pasture or common pasture, when stocking on the primary farm can be 0-1.9 LU/ha of total agricultural land of the farm.

Table SI-1.2: Differences in payment rates between 2004 and 2009

Land type	Additional differentiation	Conversion		Main-tenance €/ha	Comments
		1-2 years €/ha	3-5 years €/ha		
Arable	-	-162	-162	-162	-
Horticulture	-	+7	+7	+7	-
Horticulture - glasshouse	-	-98	-98	-98	-
Olive groves > 150 trees/ha; orchards > 200 trees/ha (> 100 for walnut, chestnut)	-	-240	-240	-240	-
Meadow orchards with high-stem trees 50-200 trees/ha	-	-55	-55	-55	-
Hops, vineyards, tree nurseries	-	-216	-216	-216	-
Grass, grass-clover, meadows, pastures	-	-2	-2	-2	-

Source: Based on Slabe (2003) and ISD (2009).

Table SI-2: Payment limits

	Maximum limit (size or amount)	Minimum limit (size or amount)	Payment degression	Stocking rate limit	
				Minimum	Maximum
Limits	-	0.3 ha 0.1 ha (plot size)	-	0.2 LU/ ha	-
Comment	-	-	-	Applies only to grassland; more details in table 1a.	-

Table SI-3: Conversion and management requirements

Requirement	Relevance	Details (if applicable) and comments
Organic management of livestock	✓	-
Possibility of gradual conversion	✓	-
Possibility of part conversion	✓	-

Table SI-4: Eligible crop and additional environmental or other requirements in organic farming support schemes

Requirement	Relevance	Details (if applicable) and comments
Restricted eligibility of crops	-	-
Scheme requirements and obligations beyond organic standards	✓	<ul style="list-style-type: none"> - Obligatory training 4h/year - Use of manure restricted to 170 kg N/ha (whole country is nitrate-sensitive area acc. to Nitrate directive)
Other aspects	✓	Organic beekeeping is allowed only on specifically designated areas.

Table SI-5: Certification aspects

Certification aspects	Relevance	Details (if applicable) and comments
Certification required	✓	Certification according to (EC) No 834/2007
Organic certification support scheme	(✓)	Support is provided under measure 132. If farmers produce for the market, 90 % of inspection and certification costs are reimbursed. Without any market production, only 50 % of inspection and certification costs are reimbursed.

Table SI-6: Expected future payment revisions

Payment revisions	Relevance	Details (if applicable) and comments
Planned increase/decrease of payment levels	-	-

Table SI-7: Scheme access

Scheme access	Relevance	Details (if applicable) and comments
Restricted scheme access due to budget constraints	-	-

Table SI-8: Combinations with agri-environmental measures (on-top-measures)

Name of the measure Requirements and eligibility conditions		On-top payment	Combination is:	
214-I/2	Green cover on arable land	172.20 €/ha	Optional	<input checked="" type="checkbox"/>
			Compulsory	<input type="checkbox"/>
214-II/2	Mowing of meadows on steep slopes – inclination 35-50 % – inclination 50 %	90.20 €/ha	Optional	<input checked="" type="checkbox"/>
		142.27 €/ha	Compulsory	<input type="checkbox"/>
214-II/3	Mowing of humpy meadows (a typical landscape feature developed over the decades because of specific hand-mowing techniques in certain Alpine areas)	132.84 €/ha	Optional	<input checked="" type="checkbox"/>
214-II/6	Growing of autochthonous and traditional agricultural plant varieties	102.91 €/ha	Optional	<input checked="" type="checkbox"/>
			Compulsory	<input type="checkbox"/>
214-III/2	Maintenance of specific grassland habitats	66.80 €/ha	Optional	<input checked="" type="checkbox"/>
			Compulsory	<input type="checkbox"/>
214-III/3	Maintenance of specific grassland habitats for butterflies	66.83 €/ha	Optional	<input checked="" type="checkbox"/>
			Compulsory	<input type="checkbox"/>
214-III/4	Maintenance of "wood meadows" (Specific landscape feature resulting from traditional use of fallen leaves in the leaves forests)	143.91 €/ha	Optional	<input checked="" type="checkbox"/>
			Compulsory	<input type="checkbox"/>
214-III/5	Maintenance of birds' habitats of extensive meadows in Natura 2000 areas	83.23 €/ha	Optional	<input checked="" type="checkbox"/>
			Compulsory	<input type="checkbox"/>
214-III/6	Green cover on soil on water protection areas: – arable – permanent cultures – grassland (grass, grass-clover, permanent grassland) Only on specifically designed water protection areas (according to the list by the Ministry of Environment)	83.64 €/ha	Optional	<input checked="" type="checkbox"/>
			Compulsory	<input type="checkbox"/>
		184.50 €/ha	Compulsory	<input type="checkbox"/>
		31.57 €/ha		

Country files – Slovak Republic

The information on the current organic support scheme in the Slovak Republic was provided by Andrea Hrabalova, Institute of Agricultural Economics and Information (UZEI), Czech Republic. Other sources are indicated below the tables where applicable.

Table SK-1.1: Overview of the payments to organic producers in 2009

Land type	Additional differentiation	Conversion		Main-tenance €/ha	Comments
		1-2 years €/ha	3-5 years €/ha		
Arable land	-	218.12	152.69	152.69	Payment after conversion (2 years) period is 70 %
Grassland	-	137.39	96.16	96.16	Payment after conversion (2 years) period is 70 %
Orchards and vineyards	-	900.00	671.15	671.15	Conversion period is 3 years; payment after conversion 70 % of the originally calculated rate
Vegetable, medicinal plants and herbs	-	487.75	376.75	376.75	Payment after conversion (2 years) period is 75 % of the originally calculated rate

Table SK-1.2: Differences in payment rates between 2004 and 2009

Land type	Additional differentiation	Conversion		Main-tenance €/ha	Comments
		1-2 years €/ha	3-5 years €/ha		
Arable land	-	+69	+78	+78	-
Grassland	-	+38	+46	+46	-
Orchards and vineyards	-	+701	+572	+572	Compared to permanent crops in previous programme.
Vegetable, medicinal plants and herbs	-	+239	+253	+253	-

Source: Based on Hrabalova et al. (2005) and UZEI (2009).

Table SK-2: Payment limits

	Maximum limit (size or amount)	Minimum limit (size or amount)	Payment degression	Stocking rate limit	
				Minimum	Maximum
Limits	-	1 ha	-	0.3 LU/ ha	1.6 LU/ ha
Comment	-	-	-	Applies only to grassland	Applies to all agricultural area

Table SK-3: Conversion and management requirements

Requirement	Relevance	Details (if applicable) and comments
Organic management of livestock	✓	-
Possibility of gradual conversion	-	-
Possibility of part conversion	✓	Crops or animals left in conventional system should be different from those in OF (different species/breeds).

Table SK-4: Eligible crop and additional environmental or other requirements in organic farming support schemes

Requirement	Relevance	Details (if applicable) and comments
Restricted eligibility of crops	-	-
Scheme requirements and obligations beyond organic standards	✓	<p>Requirements for all AEMs (i.e. including OF):</p> <ul style="list-style-type: none"> a) Applicant complies with minimum standards concerning the use of fertilizers and plant protection preparations b) An applicant must keep Code on Water Protection against Nitrate Pollution from agriculture sources implemented according to Council Directive No.91/676/EEC c) Participate on specified training course focused on right provision of particular commitments (AEM) d) Keep detailed records about farming and evidence needed for control and monitoring <p>Specific requirement only for OF:</p> <ul style="list-style-type: none"> - to have after the end of conversion period certified production in “BIO” quality (at least one bio-product)
Other aspects	-	-

Table SK-5: Certification aspects

Certification aspects	Relevance	Details (if applicable) and comments
Certification required	✓	Certification according to (EC) No 834/2007
Organic certification support scheme	-	-

Table SK-6: Expected future payment revisions

Payment revisions	Relevance	Details (if applicable) and comments
Planned increase/decrease of payment levels	-	-

Table SK-7: Scheme access

Scheme access	Relevance	Details (if applicable) and comments
Restricted scheme access due to budget constraints	-	-

Table SK-8: Combinations with agri-environmental measures (on-top-measures)

Name of the measure	On-top payment	Combination is:
Requirements and eligibility conditions		
<p>OF (arable land) can be combined with Protection against erosion on arable land (Stabilization procedure and Bio-belts) and Protection of selected bird species biotopes (on arable land).</p> <p>OF (grassland) can be combined with Grassing of arable land, with Protection of biotopes of semi-natural and natural grassland and Protection of selected bird species biotopes (on grassland).</p> <p>OF (vineyards) can not be combined with any scheme.</p> <p>OF (orchards) can be combined with scheme Protection against erosion in orchards.</p> <p>The agri-environmental measures are outlined in more detail below.</p>		
Protection against erosion on arable lands:		Optional <input checked="" type="checkbox"/>
a) Stabilization procedure = stabilizing (antierosion) rotation of crops focused on soil blocks with an average slope over 3°:	157.67 €/ha	Compulsory <input type="checkbox"/>
<ul style="list-style-type: none"> cultivate at least six crops in the rotation, of those four as major crops; the share of winter crops must reach at least 30% and the share of perennial fodder crops at least 10% of the area of the crops grown; cultivate at least 10 % of intercrops; provide for at least 70 % coverage of the area of arable land by seeding in the period from 15 October to 1 March. 		
b) Bio-belts = Conditions of acceptable size of plots (For land block over 3° and/or land block bigger than 30 ha):	45.31 €/ha	
<ul style="list-style-type: none"> divide the used area to smaller parts using stabilizing strips of clover grass or grass grown for seed; the stabilizing strips must be at least 10 m wide and must be made along contour line; the maximum distance of two adjacent stabilizing strips must not exceed 200 meters; grass-covered areas of stabilizing strips must be mowed at least once a year, the mowed matter must be removed; no herbicides can be applied to grass-covered stabilizing strips during the first two years unless otherwise specified by a relevant body of health care; applicants for payments for Organic farming must not not apply herbicides at all. 		
Protection of selected bird species biotopes (on arable land)	89.39 €/ha	Optional <input checked="" type="checkbox"/>
- in NATURA 2000 areas (protected bird areas)	Lowland and Fold Areas	Compulsory <input type="checkbox"/>
<ul style="list-style-type: none"> Avoid using defined plant protection products. The organic farmers must not use any chemical plant protection preparations. Mow grasslands and harvest must be done in the direction from the centre to the borders and with the warning chains; Exclude any agricultural activity near nests of endangered bird species marked by the National Nature Protection on agricultural plots from 1. March to 31 July (according to a species) 	67.32 €/ha	
Specific condition for the group 2 (drop fúzatý protection)	Mountains/ Sub-mountain Areas	
<ul style="list-style-type: none"> to manage specified rotation of crops - minimum 70% share of winter cereals; rapeseeds and perennial feed crop in total. 	BUT max. payment in case of combination with OF is:	
	240.62 €/ha	
	in conversion period	
	175.20 €/ha	
	after conversion	
	(= only plus 22.50 €/ha)	

Table SK-8: Combinations with agri-environmental measures (on-top-measures)
(cont.)

Name of the measure Requirements and eligibility conditions	On-top payment	Combination is:
Protection of selected bird species biotopes (on grassland) - in NATURA 2000 areas (protected bird areas) <ul style="list-style-type: none"> exclude using defined plant protection products. The organic farmers must not use any chemical plant protection preparations; exclude using of industrial fertilizers; mow existing grasslands in the direction from the centre to the borders or from one sides of land to the other and with the warning chains; exclude any agricultural activity near nests of endangered bird species marked by the National Nature Protection on agricultural plots from 1. March to 31 July. <p>Specific condition for the protection of the group 3 (specific bird types) – postponement of mowing:</p> <ul style="list-style-type: none"> first mowing of permanent grasslands will be carried out in accordance with the dates defined by GAEC on the area up to 80 % of grassland average; the rest of grassland 20 % will be mowed in the period from 15 August to 30 September. The areas with the mowing postponement shall be marked by the National Nature Protection. 	<p>47.97 €/ha</p> <p>Lowland and Fold Areas</p> <p>55.00 €/ha</p> <p>Mountains/ Sub-mountain Areas</p> <p>BUT max. payment in case of combination with OF is: 160.82 €/ha</p> <p>in conversion period 119.60 €/ha</p> <p>after conversion (= only plus 23.43 €/ha)</p>	<p>Optional <input checked="" type="checkbox"/></p> <p>Compulsory <input type="checkbox"/></p>
Grassing of arable land (is situated in vulnerable zones delimited in compliance with the Directive 91/676/EEC or belongs to the less favoured areas (LFA) or has an average slope above 7°) <ul style="list-style-type: none"> to grass an arable land by certified seed of grass mixtures according to natural and local conditions no later than 31 May of first year of commitment; in the first year following the grassing, the grassed area must not be grazed but cut at least once a year; the cut matter must be collected; not apply herbicides on a grassed land (the point application during the first two years in suppressing tough weeds – necessary consent of controlling institute). Organic farmers and farmers in the Protection of biotopes of selected bird species must not apply even point application; to ensure the grassed land will be treated by mowing twice a year or by grazing since second year. 	<p>144.56 €/ha</p>	<p>Optional <input checked="" type="checkbox"/></p> <p>Compulsory <input type="checkbox"/></p>
Protection of biotopes of semi-natural and natural grassland <p>A. Thermophilic and xerophytic permanent grasslands</p> <p>B. Mesophile permanent grasslands</p> <p>C. Mountain cut meadows</p> <p>D. Hydrophyte vestures in lower locations</p> <p>E. Lowland alluvial meadows</p> <p>F. Hydrophyte vestures in higher locations, moorland and non-spurry meadows</p> <p>G. Alpine grasslands</p>	<p>105.82 €/ha</p> <p>87.73 €/ha</p> <p>151.63 €/ha</p> <p>87.73 €/ha</p> <p>62.04 €/ha</p> <p>186.58 €/ha</p> <p>177.32 €/ha</p>	<p>Optional <input checked="" type="checkbox"/></p> <p>Compulsory <input type="checkbox"/></p>
Application of fertilizers <ul style="list-style-type: none"> exclude totally using mineral fertilizers and liquid manure; only types B and C can be fertilized by organic fertilizers; maximum dose of organic fertilizers is 50 kg N/hectare once in 2 years (excrements of grazing animals are not included in the limit). 	<p>BUT max. payment in case of combination with OF is:</p> <p>A: plus only 55.13 €/ha</p> <p>B: plus only 38.17 €/ha</p> <p>C: plus only 101.74 €/ha</p> <p>D: plus only 38.17 €/ha</p> <p>E: plus only 12.15 €/ha</p> <p>F: plus only 135.70 €/ha</p>	
Application of chemicals <ul style="list-style-type: none"> avoid using plant protection products at the whole area, for organic farmers, local application is prohibited as well. 		
Mowing methods <ul style="list-style-type: none"> first mowing must be done no later than on July 15 (in substantiated cases of shifting the mowing, relevant organization must grant consent); types B, C, D, E, and F can be cut no more than 2 times a year; types A and G can be mowed no more than once per year; grasslands must be mowed in the direction from the centre to the borders; type F can only be farmed manually or using light mechanization. 		

Table SK-8: Combinations with agri-environmental measures (on-top-measures)
(cont.)

Name of the measure	On-top payment	Combination is:
Requirements and eligibility conditions		
Grazing conditions <ul style="list-style-type: none"> • grazing is not permitted for types C, E, and F; • types C and E may be grazed after the first of the mow; • adhere to rules of prudent folding (minimum area per 1 LU – 10 square meters, regular daily moving of folds); when grazing by young cattle, a stable night fold can be used (with the consent of relevant professional organization); • folds are only permitted for types B and G; • grazing must be supervised by a shepherd (not using fencing); • adhere to load of 0.3 – 1.0 LU per hectare on areas permitted to be grazed. Other conditions <ul style="list-style-type: none"> • no additional seeding is permitted in habitat areas; • drainage measures must not be performed in habitat areas; • grass lands must not be mulched. 	G: plus only 127.43 €/ha	Optional <input checked="" type="checkbox"/> Compulsory <input type="checkbox"/>
Protection against erosion in orchards (with the average slope over 3°) <ul style="list-style-type: none"> • cover the soil by grassing, straw, hay or bark mulch in every other row of the orchard in the period from 1 August to 31 May, or to organize the orchard in terraces; • report renewing planting or fertilization of the orchard to control authority in advance. 	72.53 €/ha (3° till 9°) 87.07 €/ha (over 10°)	Optional <input checked="" type="checkbox"/> Compulsory <input type="checkbox"/>

Country files – United Kingdom: England

The information on the current organic support scheme in England was provided by Nic Lampkin and Susanne Padel, Organic Research Centre, England. Other sources are indicated below the tables where applicable.

Table UK1-1.1: Overview of the payments to organic producers in 2009^{1), 2)}

Land type	Additional differentiation	Conversion		Main-tenance €/ha	Comments
		1-2 years €/ha	3-5 years €/ha		
Organic ELS eligible land	-	193 + 66	66	66	Unimproved land (rough grazing) and common land is not eligible for OELS, but may be for ELS. Land in second year of conversion when application is made is not eligible for conversion rate.
Top fruit orchards	-	660 + 66 per year for 3 years	66	66	Excluding apples and pears used to producer cider/perry
ELS eligible land	-	-	33	33	Improved land outside moorland line, or in parcels <15ha within moorland line
ELS land within moorland line	-	-	9	9	In parcels >15ha

1) In England, the organic support must be undertaken in combination with the Entry Level agri-environment scheme (ELS), so that in practice the OELS payment represents a 33 EUR (£30) supplement on top of the normal ELS payment. There is no differentiation by crop except for top fruit.

2) Exchange rate €/£ = 1.1

Table UK1-1.2: Organic support payments 2004¹⁾

Land type	Additional differentiation	Conversion		Main-tenance €/ha	Comments
		1-2 years €/ha	3-5 years €/ha		
AAPS eligible land / sider apples	-	Year 1: 248 Year 2: 149	33	33	-
Top fruits	-	660	Year 3: 660 Years 4 & 5: 33	33	-
Other improved land	-	Year 1: 193 Year 2: 116	25	25	-
Unimproved / rough grazing	-	Year 1: 28 Year 2: 12	6	6	-

1) Table 1b shows previous payment rates from 2003-2004. The differentiation of land types has been abolished in the current support scheme, except top fruits. Payments for top fruits have increased by 10% in the first three years and doubled in the fourth and fifth year.

Source: DEFRA (2003)

Table UK1-2: Payment limits

	Maximum limit (size or amount)	Minimum limit (size or amount)	Payment degression	Stocking rate limit	
				Minimum	Maximum
Limits	-	3 ha	-	-	-
Comment	-	-	-	-	-

Table UK1-3: Conversion and management requirements

Requirement	Relevance	Details (if applicable) and comments
Organic management of livestock	✓	-
Possibility of gradual conversion	✓	-
Possibility of part conversion	✓	-

Table UK1-4: Eligible crop and additional environmental or other requirements in organic farming support schemes

Requirement	Relevance	Details (if applicable) and comments
Restricted eligibility of crops	-	-
Scheme requirements and obligations beyond organic standards	-	Requirements of the entry level scheme need to be met – a certain number of options have to be undertaken to achieve the point score required to be eligible for the scheme
Other aspects	-	-

Table UK1-5: Certification aspects

Certification aspects	Relevance	Details (if applicable) and comments
Certification required	✓	-
Organic certification support scheme	-	-

Table UK1-6: Expected future payment revisions

Payment revisions	Relevance	Details (if applicable) and comments
Planned increase/decrease of payment levels	-	-

Table UK1-7: Scheme access

Scheme access	Relevance	Details (if applicable) and comments
Restricted scheme access due to budget constraints	-	-

Table UK1-8: Combinations with agri-environmental measures (on-top-measures)

Name of the measure	On-top payment	Combination is:
Requirements and eligibility conditions		
Higher levels Scheme (contains wide range of targeted options with different payment rates)	Variable depending on option taken up	Optional <input checked="" type="checkbox"/> Compulsory <input type="checkbox"/>
Entry level scheme – see above	-	

Country files – United Kingdom: Northern Ireland

The information on the current organic support scheme in Northern Ireland was provided by Nic Lampkin and Susanne Padel, Organic Research Centre, England. Other sources are indicated below the tables where applicable.

Table UK2-1.1: Overview of the payments to organic producers in 2009¹⁾

Land type	Additional differentiation	Conversion		Main-tenance €/ha	Comments
		1-2 years €/ha	3-5 years €/ha		
Horticultural land	-	Year 1: 517 Year 2: 110	Years 3 & 4: 39 Year 5: 33	33 (‘Organic Management Option’)	Minimum of 1 ha to be eligible for payment. Applicants for maintenance payment must be in the new Countryside Management Scheme
Arable land	-	Year 1: 440 Year 2: 77	Years 3 & 4: 39 Year 5: 33	33 (‘Organic Management Option’)	Minimum of 3 ha to be eligible for payment. Applicants for maintenance payment must be in the new Countryside Management Scheme
Improved and semi-improved land	-	Year 1: 363 Year 2: 44	Years 3 & 4: 39 Year 5: 33	33 (‘Organic Management Option’)	Minimum of 3 ha to be eligible for payment. Applicants for maintenance payment must be in the new Countryside Management Scheme

1) Exchange rate €/£ = 1.1

Table UK2-1.2: Differences in payment rates between 2004 and 2009

Land type	Additional differentiation	Conversion		Main-tenance €/ha	Comments
		1-2 years €/ha	3-5 years €/ha		
Horticultural land	-	Year 1: +269 Year 2: -39	Year 3: -16 Year 4 & 5: +11	+33	The category 'horticultural land' did not exist in the previous programme – payments compared to the category 'arable land' of the previous scheme
Arable land	-	Year 1: +192 Year 2: -72	Year 3: -16 Year 4: +17 Year 5: +11	+33	-
Improved and semi-improved land	-	Year 1: +170 Year 2: -72	Year 3: -5 Year 4 & 5: +16	+33	-

Source: Based on DARD (2005) and Organic Research Centre (2009).

Table UK2-2: Payment limits

	Maximum limit (size or amount)	Minimum limit (size or amount)	Payment degression	Stocking rate limit	
				Minimum	Maximum
Limits	-	3 ha (agriculture) 1 ha (horticulture)	-	-	-
Comment	-	-	-	-	-

Table UK2-3: Conversion and management requirements

Requirement	Relevance	Details (if applicable) and comments
Organic management of livestock	✓	-
Possibility of gradual conversion	✓	It is possible to convert only part of a holding to OFS. The conversion period is normally 2 years. If another portion of the holding is to be converted to organic production at a later date a separate application for OFS funding will need to be made by the businesses for that portion of land and all eligibility criteria met.
Possibility of part conversion	✓	If a business intends to convert only one portion of their holding into organic production and the rest of the holding to remain as conventional farming this would have to be approved by the recognised organic sector certification body.

Table UK2-4: Eligible crop and additional environmental or other requirements in organic farming support schemes

Requirement	Relevance	Details (if applicable) and comments
Restricted eligibility of crops	-	-
Scheme requirements and obligations beyond organic standards	-	No specific requirements beyond cross compliance conditions are implemented.
Other aspects	-	-

Table UK2-5: Certification aspects

Certification aspects	Relevance	Details (if applicable) and comments
Certification required	✓	Certification according to (EC) No 834/2007
Organic certification support scheme	-	-

Table UK2-6: Expected future payment revisions

Payment revisions	Relevance	Details (if applicable) and comments
Planned increase/decrease of payment levels	-	-

Table UK2-7: Scheme access

Scheme access	Relevance	Details (if applicable) and comments
Restricted scheme access due to budget constraints	-	-

Table UK2-8: Combinations with agri-environmental measures (on-top-measures)

Name of the measure	On-top payment	Combination is:
Requirements and eligibility conditions		
<p>The Organic Farming Scheme can be combined with the Northern Ireland Countryside Management Scheme (NICMS). The Northern Ireland Countryside Management Scheme rewards farmers and land-owners financially for adopting farming practices that deliver on issues such as protecting biodiversity, improving water quality and tackling climate change.</p>	<p>Payments vary between options</p>	<p>Optional <input checked="" type="checkbox"/></p> <p>Compulsory <input type="checkbox"/></p>
<p>http://www.dardni.gov.uk/08.09.055_countryside_management_scheme_rates_of_pay.pdf</p>		

Country files – United Kingdom: Scotland

The information on the current organic support scheme in Scotland was provided by Nic Lampkin and Susanne Padel, Organic Research Centre, England, and Cornilius Chikwama, Rural and Environment Research and Analysis Directorate, Scotland. Other sources are indicated below the tables where applicable.

Table UK3-1.1: Overview of the payments to organic producers in 2009¹⁾

Land type	Additional differentiation	Conversion		Main-tenance €/ha	Comments
		1-2 years €/ha	3-5 years €/ha		
Arable	-	242	66	66	Conversion scheme is discretionary
Vegetables & fruit	-	330	66	66	
Improved grassland	-	116	55	55	
Rough grazing	-	5.5	5.5	5.5	

1) Exchange rate €/£ = 1.1

Table UK3-1.2: Differences in payment rates between 2004 and 2009

Land type	Additional differentiation	Conversion		Main-tenance €/ha	Comments
		1-2 years €/ha	3-5 years €/ha		
Arable	-	unchanged	Years 3 & 4: +5 Year 5: +16	+33	-
Vegetables & fruit	-	unchanged	+22	+51	-
Improved grassland	-	-16	Years 3 & 4: unchanged Year 5: +22	+40	-
Rough grazing	-	unchanged	unchanged	unchanged	-

Source: Based on Organic Research Centre (2009) and Scottish Executive (2004).

Table UK3-2: Payment limits

	Maximum limit (size or amount)	Minimum limit (size or amount)	Payment degression	Stocking rate limit	
				Minimum	Maximum
Limits	1 000 ha 300 ha (arable land, improved grassland or fruit and vegetable land, or a combination of these land types)	1 ha	-	-	-
Comment	-	£400 per IACS business 1 ha (conversion)	-	-	-

Table UK3-3: Conversion and management requirements

Requirement	Relevance	Details (if applicable) and comments
Organic management of livestock	✓	-
Possibility of gradual conversion	✓	-
Possibility of part conversion	✓	-

Table UK3-4: Eligible crop and additional environmental or other requirements in organic farming support schemes

Requirement	Relevance	Details (if applicable) and comments
Restricted eligibility of crops	-	-
Scheme requirements and obligations beyond organic standards	-	For conversion gaining enough points as part of the wider agri-environment programme, for maintenance to be accepted into the scheme. See below.
Other aspects	-	<p>Since 2008 support for conversion and maintenance support is offered under Rural Development Contracts –Rural Priorities (RDC-RP) Scheme of the SGRPID (Scottish Government Rural Payments and Inspection Directorate). Entry into the conversion and maintenance payments is discretionary, unlike other parts of the UK. Applications are ranked by 14 criteria and considered by the Regional Proposal Assessment Committees (RPACs) which meet three or four times annually. A different threshold is determined for each round of applications depending on the funds available and the number of approved applications has been low. Unsuccessful applicants may apply again in future rounds.</p> <p>The maintenance grant for existing organic producers in Scotland is available to producers who farm organically, and are prepared to enter into a five year organic contract with Scottish Government RPID. These payments will be made on a per hectare basis (up to a total area limit of 1 000 ha), and rates vary with land type.</p>

Table UK3-5: Certification aspects

Certification aspects	Relevance	Details (if applicable) and comments
Certification required	✓	Certification according to (EC) No 834/2007
Organic certification support scheme	-	-

Table UK3-6: Expected future payment revisions

Payment revisions	Relevance	Details (if applicable) and comments
Planned increase/decrease of payment levels	-	-

Table UK3-7: Scheme access

Scheme access	Relevance	Details (if applicable) and comments
Restricted scheme access due to budget constraints	-	Scotland is the most restrictive area in the UK in terms of not letting farms enter the scheme. See Table 4.

Table UK3-8: Combinations with agri-environmental measures (on-top-measures)

Name of the measure Requirements and eligibility conditions	On-top payment	Combination is:
The conversion and maintenance grants can be combined with other options in the Rural Priorities or Land Managers Options Schemes can be combined for the peace of land if payments are not calculated on the same basis and no conflicting management rules exist.	Payments vary between options	Optional <input checked="" type="checkbox"/>

Country files – United Kingdom: Wales

The information on the current organic support scheme in Wales was provided by Nic Lampkin and Susanne Padel, Organic Research Centre, England. Other sources are indicated below the tables where applicable.

Table UK4-1.1: Overview of the payments to organic producers in 2009¹⁾

Land type	Additional differentiation	Conversion		Main-tenance €/ha	Comments
		1-2 years €/ha	3-5 years €/ha		
Grassland	improved	165	44	44	Maximum combined eligible area is 300 ha: above this, extensive grassland payment rate applies
Arable crops	-	165	66	66	
Horticulture	-	165	220	220	Horticulture, fruit and permanent crops payment rates are limited to a maximum of 20 ha
Top fruit and permanent crops	-	220	-	-	
Extensive grassland	-	22	11	11	SDA parcels >25 ha, grazed woodlands, other land > 300 ha, other specified areas

1) Exchange rate €/£ = 1.1

Table UK4-1.2: Differences in payment rates between 2004 and 2009

Land type	Additional differentiation	Conversion		Main-tenance €/ha	Comments
		1-2 years €/ha	3-5 years €/ha		
Grassland	improved	Year 1: -28 Year 2: +49	Year 3: unchanged Years 4 & 5: +5	+5	The category grassland did not exist in the previous scheme – payment rates were compared to the category ‘enclosed land’ of the previous scheme.
Arable land	-	Year 1: -83 Year 2: +16	Year 3: +11 Years 4 & 5: +27	+33	Payment rates were compared to the category ‘AAPS eligible and permanent crops’ of the previous scheme.
Horticulture	-	Year 1: -83 Year 2: +16	Year 3: +165 Years 4 & 5: +181	+187	The category ‘horticulture’ did not exist in the previous scheme. Payments were compared to the category ‘AAPS eligible and permanent crops’.
Top fruit and permanent crops	-	Year 1: -28 Year 2: +71	Year 3: +55 Years 4 & 5: -39	-33	Payment rates were compared to the category ‘AAPS eligible and permanent crops’ of the previous scheme
Extensive grassland	-	Year 1: -6 Year 2: +11	Year 3: unchanged Years 4 & 5: unchanged	unchanged	Payment rates were compared to the category ‘unenclosed land and grazed woodlands’ of the previous scheme

Source: Based on Organic Centre Wales (2006) and Organic Research Centre (2009).

Table UK4-2: Payment limits

	Maximum limit (size or amount)	Minimum limit (size or amount)	Payment degression	Stocking rate limit	
				Minimum	Maximum
Limits	300 ha (grassland and arable land) 20 ha (horticulture)	1 ha	-	-	-
Comment	If a producer has more than 20 ha the balance is paid at the grassland and arable rates (provided it is not classed as extensive grazing). For applicants to the new Organic Farming Conversion Scheme (agreements starting 01/01/2010) and Glastir (from 2012) the limit is 3 ha				

Table UK4-3: Conversion and management requirements

Requirement	Relevance	Details (if applicable) and comments
Organic management of livestock	-	Farmers can chose to convert stock simultaneously or staged (i.e. after the land). In the latter, livestock do not have to be managed organically during the conversion period.
Possibility of gradual conversion	✓	-
Possibility of part conversion	✓	-

Table UK4-4: Eligible crop and additional environmental or other requirements in organic farming support schemes

Requirement	Relevance	Details (if applicable) and comments
Restricted eligibility of crops	-	-
Scheme requirements and obligations beyond organic standards	-	-
Other aspects	-	-

Table UK4-5: Certification aspects

Certification aspects	Relevance	Details (if applicable) and comments
Certification required	✓	Certification according to (EC) No 834/2007
Organic certification support scheme	✓	The payment on the first hectare of land entered into the scheme is increased to £1000 in each of the two conversion years, and £500 in each of the remaining 3 years to help pay for costs of training advice and certification.

Table UK4-6: Expected future payment revisions

Payment revisions	Relevance	Details (if applicable) and comments
Planned increase/decrease of payment levels	✓	<p>The new Organic Farming Conversion Scheme (agreements starting 01/01/2010) has the following rates for the conversion period:</p> <p>Horticultural crops - £150 ha, fruit trees - £200 ha, arable rate 1 – £160 ha, arable rate 2 - £350 ha, grassland - 110, extensive grassland (including sole grazier common land) - £12 ha, grazed woodland - £12 ha</p> <p>As the scheme stands payments are only available for the 2 conversion years. It is likely that farmers will be required to remain in organic certification for 5 years, and will be able to access support payments after conversion through Glastir from 2012. However, the details (payment rates and eligibility criteria) are not yet available.</p>

Table UK4-7: Scheme access

Scheme access	Relevance	Details (if applicable) and comments
Restricted scheme access due to budget constraints	✓	<p>An application window for the new Organic Farming Conversion Scheme opened 15-30 September 2009. Approximately 120 applications were received, the total value of which is greater than the budget, and therefore some farmers will be rejected from the new scheme because of budgetary constraints.</p>

Table UK4-8: Combinations with agri-environmental measures (on-top-measures)

Name of the measure	On-top payment	Combination is:
Requirements and eligibility conditions		
<p>The OFS can be combined with other Agri-environment schemes including</p> <ul style="list-style-type: none"> • Tir Gofal (higher level) and Tir Cynnal (Entry level schemes) but not both at the same time • Tir Mynydd (supporting farmers in uplands). 	<p>Payments vary between options in the different schemes</p>	<p>Optional <input checked="" type="checkbox"/></p> <p>Compulsory <input type="checkbox"/></p>
<p>Historically there were double funding issues with Tir Gofal, but these were resolved. The amount of money a farmer receives is therefore simply the total income in each of the schemes. Details of options and payment rates are here:</p>		
<p>Tir Gofal http://wales.gov.uk/topics/environmentcountryside/farmingandcountryside/farming/agrienviromentschemes/tirgofal/documentstirgofal/?jsessionid=P1t1KcBGlhJ6fkRLr0hmDnnpctLRbvQ1nJV1LMGhTph1phmn1hFG!-600962393?lang=en</p>		
<p>Tir Mynydd http://wales.gov.uk/topics/environmentcountryside/farmingandcountryside/farming/agrienviromentschemes/tirmynydd/?lang=en</p>		
<p>Tir Cynnal http://wales.gov.uk/topics/environmentcountryside/farmingandcountryside/farming/agrienviromentschemes/tircynnal/tircynnalscheme/?lang=en</p>		

Lieferbare Sonderhefte / Special issues available

306	Uwe Petersen, Sabine Kruse, Sven Dänicke und Gerhard Flachowsky (Hrsg.) (2007) Meilensteine für die Futtermittelsicherheit	10,00 €
307	Bernhard Osterburg und Tania Runge (Hrsg.) (2007) Maßnahmen zur Reduzierung von Stickstoffeinträgen in Gewässer – eine wasserschutzorientierte Landwirtschaft zur Umsetzung der Wasserrahmenrichtlinie	15,00 €
308	Torsten Hinz and Karin Tamoschat-Depolt (eds.) (2007) Particulate Matter in and from Agriculture	12,00 €
309	Hans Marten Paulsen und Martin Schochow (Hrsg.) (2007) Anbau von Mischkulturen mit Ölpflanzen zur Verbesserung der Flächenproduktivität im ökologischen Landbau – Nährstoffaufnahme, Unkrautunterdrückung, Schaderregerbefall und Produktqualitäten	9,00 €
310	Hans-Joachim Weigel und Stefan Schrader (Hrsg.) (2007) Forschungsarbeiten zum Thema Biodiversität aus den Forschungseinrichtungen des BMELV	13,00 €
311	Mamdoh Sattouf (2007) Identifying the Origin of Rock Phosphates and Phosphorus Fertilisers Using Isotope Ratio Techniques and Heavy Metal Patterns	12,00 €
312	Fahmia Aljmlí (2007) Classification of oilseed rape visiting insects in relation to the sulphur supply	15,00 €
313	Wilfried Brade und Gerhard Flachowsky (Hrsg.) (2007) Rinderzucht und Rindfleischerzeugung – Empfehlungen für die Praxis	10,00 €
314	Gerold Rahmann (Hrsg.) (2007) Ressortforschung für den Ökologischen Landbau, Schwerpunkt: Pflanze	12,00 €
315	Andreas Tietz (Hrsg.) (2007) Ländliche Entwicklungsprogramme 2007 bis 2013 in Deutschland im Vergleich – Finanzen, Schwerpunkte, Maßnahmen	12,00 €
316	Michaela Schaller und Hans-Joachim Weigel (2007) Analyse des Sachstands zu Auswirkungen von Klimaveränderungen auf die deutsche Landwirtschaft und Maßnahmen zur Anpassung	16,00 €
317	Jan-Gerd Krentler (2008) Vermeidung von Boden- und Grundwasserbelastungen beim Bau von Güllelagern Prevention of soil and groundwater contamination from animal waste storage facilities	12,00 €
318	Yelto Zimmer, Stefan Berenz, Helmut Döhler, Folkhard Isermeyer, Ludwig Leible, Norbert Schmitz, Jörg Schweinle, Thore Toews, Ulrich Tuch, Armin Vetter, Thomas de Witte (2008) Klima- und energiepolitische Analyse ausgewählter Bioenergie-Linien	14,00 €
319	Ludger Grünhage and Hans-Dieter Haenel (2008) Detailed documentation of the PLATIN (PLant-ATmosphere Interaction) model	10,00 €
320	Gerold Rahmann und Ulrich Schumacher (Hrsg.) (2008) Praxis trifft Forschung — Neues aus der Ökologischen Tierhaltung 2008	14,00 €
321	Bernd Degen (Editor) (2008) Proceedings of the international workshop “Fingerprinting methods for the identification of timber origins”, Bonn, October 8-9 2007	18,00 €
322	Wilfried Brade, Gerhard Flachowsky, Lars Schrader (Hrsg.) (2008) Legehuhnzucht und Eiererzeugung - Empfehlungen für die Praxis	12,00 €
323	Christian Dominik Ebmeyer (2008) Crop portfolio composition under shifting output price relations – Analyzed for selected locations in Canada and Germany –	14,00 €

324	Ulrich Dämmgen (Hrsg.) (2009) Calculations of Emissions from German Agriculture – National Emission Inventory Report (NIR) 2009 for 2007 Berechnungen der Emissionen aus der deutschen Landwirtschaft – Nationaler Emissionsbericht (NIR) 2009 für 2007	8,00 €
324A	Tables Tabellen	8,00 €
325	Frank Offermann, Martina Brockmeier, Horst Gömann, Werner Kleinhanß, Peter Kreins, Oliver von Ledebur, Bernhard Osterburg, Janine Pelikan, Petra Salamon (2009) vTI-Baseline 2008	8,00 €
326	Gerold Rahmann (Hrsg.) (2009) Ressortforschung für den Ökologischen Landbau 2008	8,00 €
327	Björn Seintsch, Matthias Dieter (Hrsg.) (2009) Waldstrategie 2020 Tagungsband zum Symposium des BMELV, 10.-11. Dez. 2008, Berlin	18,00 €
328	Walter Dirksmeyer, Heinz Sourell (Hrsg.) (2009) Wasser im Gartenbau Tagungsband zum Statusseminar am 9. und 10. Februar 2009 im Forum des vTI in Braunschweig. Organisiert im Auftrag des BMELV	8,00 €
329	Janine Pelikan, Martina Brockmeier, Werner Kleinhanß, Andreas Tietz, Peter Weingarten (2009) Auswirkungen eines EU-Beitritts der Türkei	8,00 €
330	Walter Dirksmeyer (Hrsg.) (2009) Status quo und Perspektiven des deutschen Produktionsgartenbaus	14,00 €
331	Frieder Jörg Schwarz, Ulrich Meyer (2009) Optimierung des Futterwertes von Mais und Maisprodukten	12,00 €
332	Gerold Rahmann und Ulrich Schumacher (Hrsg.) (2009) Praxis trifft Forschung — Neues aus der Ökologischen Tierhaltung 2009	8,00 €
333	Frank Offermann, Horst Gömann, Werner Kleinhanß, Peter Kreins, Oliver von Ledebur, Bernhard Osterburg, Janine Pelikan, Petra Salamon, Jörn Sanders (2010) vTI-Baseline 2009 – 2019: Agrarökonomische Projektionen für Deutschland	10,00 €
334	Hans-Dieter Haenel (Hrsg.) (2010) Calculations of Emissions from German Agriculture - National Emission Inventory Report (NIR) 2010 for 2008 Berechnung der Emissionen aus der deutschen Landwirtschaft - Nationaler Emissionsbericht (NIR) 2010 für 2008	12,00 €
335	Gerold Rahmann (Hrsg.) (2010) Ressortforschung für den Ökologischen Landbau 2009	8,00 €
336	Peter Kreins, Horst Behrendt, Horst Gömann, Claudia Heidecke, Ulrike Hirt, Ralf Kunkel, Kirsten Seidel, Björn Tetzlaff, Frank Wendland (2010) Analyse von Agrar- und Umweltmaßnahmen im Bereich des landwirtschaftlichen Gewässerschutzes vor dem Hintergrund der EG-Wasserrahmenrichtlinie in der Flussgebietseinheit Weser	22,00 €
337	Ulrich Dämmgen, Lotti Thöni, Ralf Lumpp, Kerstin Gilke, Eva Seitler und Marion Bullinger (2010) Feldexperiment zum Methodenvergleich von Ammoniak- und Ammonium-Konzentrationsmessungen in der Umgebungsluft, 2005 bis 2008 in Braunschweig	8,00 €
338	Janine Pelikan, Folkhard Isermeyer, Frank Offermann, Jörn Sanders und Yelto Zimmer (2010) Auswirkungen einer Handelsliberalisierung auf die deutsche und europäische Landwirtschaft	10,00 €
339	Gerald Schwarz, Hiltrud Nieberg und Jörn Sanders (2010) Organic Farming Support Payments in the EU	14,00 €



Landbauforschung
*vTI Agriculture and
Forestry Research*

Sonderheft 339
Special Issue

Preis / Price 14 €

ISBN 978-3-86576-065-4

